

**SECURITIES AND EXCHANGE COMMISSION**  
**SEC FORM 17-A, AS AMENDED**

**ANNUAL REPORT PURSUANT TO SECTION 17  
OF THE SECURITIES REGULATION CODE AND SECTION 141  
OF THE CORPORATION CODE OF THE PHILIPPINES**

1. For the fiscal year ended  
Dec 31, 2023
2. SEC Identification Number  
1803
3. BIR Tax Identification No.  
00406761000
4. Exact name of issuer as specified in its charter  
ABS-CBN CORPORATION
5. Province, country or other jurisdiction of incorporation or organization  
Philippines
6. Industry Classification Code(SEC Use Only)
7. Address of principal office  
ABS-CBN Broadcasting Center, Sgt. Esguerra Ave. cor. Mother Ignacia Street Quezon  
City  
Postal Code  
1103
8. Issuer's telephone number, including area code  
+63234152272
9. Former name or former address, and former fiscal year, if changed since last report  
Not Applicable
10. Securities registered pursuant to Sections 8 and 12 of the SRC or Sections 4 and 8 of the RSA

Title of Each Class	Number of Shares of Common Stock Outstanding and Amount of Debt Outstanding
Common Shares	899,848,111

11. Are any or all of registrant's securities listed on a Stock Exchange?

Yes       No

If yes, state the name of such stock exchange and the classes of securities listed therein:

Philippine Stock Exchange - Common Shares

12. Check whether the issuer:

(a) has filed all reports required to be filed by Section 17 of the SRC and SRC Rule 17.1 thereunder or Section 11 of the RSA and RSA Rule 11(a)-1 thereunder, and Sections 26 and 141 of The Corporation Code of the Philippines during the preceding twelve (12) months (or for such shorter period that the registrant was required to file such reports)

Yes       No

(b) has been subject to such filing requirements for the past ninety (90) days

Yes       No

13. State the aggregate market value of the voting stock held by non-affiliates of the registrant. The aggregate market value shall be computed by reference to the price at which the stock was sold, or the average bid and asked prices of such stock, as of a specified date within sixty (60) days prior to the date of filing. If a determination as to whether a particular person or entity is an affiliate cannot be made without involving unreasonable effort and expense, the aggregate market value of the common stock held by non-affiliates may be calculated on the basis of assumptions reasonable under the circumstances, provided the assumptions are set forth in this Form

1.62 Billion PHP

**APPLICABLE ONLY TO ISSUERS INVOLVED IN  
INSOLVENCY SUSPENSION OF PAYMENTS PROCEEDINGS  
DURING THE PRECEDING FIVE YEARS**

14. Check whether the issuer has filed all documents and reports required to be filed by Section 17 of the Code subsequent to the distribution of securities under a plan confirmed by a court or the Commission.

Yes       No

**DOCUMENTS INCORPORATED BY REFERENCE**

15. If any of the following documents are incorporated by reference, briefly describe them and identify the part of SEC Form 17-A into which the document is incorporated:

(a) Any annual report to security holders

Not Applicable

(b) Any information statement filed pursuant to SRC Rule 20

Not Applicable

(c) Any prospectus filed pursuant to SRC Rule 8.1

Not Applicable

*The Exchange does not warrant and holds no responsibility for the veracity of the facts and representations contained in all corporate disclosures, including financial reports. All data contained herein are prepared and submitted by the disclosing party to the Exchange, and are disseminated solely for purposes of information. Any questions on the data contained herein should be addressed directly to the Corporate Information Officer of the disclosing party.*



**ABS-CBN**

**ABS-CBN Corporation**

**ABS**

**PSE Disclosure Form 17-1 - Annual Report**  
**References: SRC Rule 17 and**  
**Section 17.2 and 17.8 of the Revised Disclosure Rules**

For the fiscal year ended	Dec 31, 2023
Currency	Php, in Thousand

**Balance Sheet**

	Year Ending	Previous Year Ending
	Dec 31, 2023	Dec 31, 2022
Current Assets	13,270,540	12,322,222
Total Assets	53,103,037	49,953,557
Current Liabilities	32,569,242	14,987,300
Total Liabilities	43,871,391	38,531,153
Retained Earnings/(Deficit)	-2,891,939	6,855,255
Stockholders' Equity	9,231,646	11,422,404
Stockholders' Equity - Parent	13,573,856	12,769,029
Book Value Per Share	10.43	12.66

**Income Statement**

	Year Ending	Previous Year Ending
	Dec 31, 2023	Dec 31, 2022
Gross Revenue	18,510,784	18,552,405
Gross Expense	-31,154,915	-23,397,986
Non-Operating Income	1,188,256	3,860,023
Non-Operating Expense	-1,136,254	-1,311,468
Income/(Loss) Before Tax	-12,592,129	-2,297,026
Income Tax Expense	-242,509	-338,922
Net Income/(Loss) After Tax	-12,834,638	-2,635,948
Net Income/(Loss) Attributable to Parent Equity Holder	-9,759,905	-2,459,841
Earnings/(Loss) Per Share (Basic)	-11.03	-2.89
Earnings/(Loss) Per Share (Diluted)	-11.03	-2.89

**Financial Ratios**

	Formula	Fiscal Year Ended	Previous Fiscal Year
		Dec 31, 2023	Dec 31, 2022
<b>Liquidity Analysis Ratios:</b>			
<b>Current Ratio or Working Capital Ratio</b>	<b>Current Assets / Current Liabilities</b>	0.41	0.82
<b>Quick Ratio</b>	<b>(Current Assets - Inventory - Prepayments) / Current Liabilities</b>	0.4	0.8
<b>Solvency Ratio</b>	<b>Total Assets / Total Liabilities</b>	1.21	1.3
<b>Financial Leverage Ratios</b>			
<b>Debt Ratio</b>	<b>Total Debt/Total Assets</b>	0.32	0.35
<b>Debt-to-Equity Ratio</b>	<b>Total Debt/Total Stockholders' Equity</b>	1.86	1.55
<b>Interest Coverage</b>	<b>Earnings Before Interest and Taxes (EBIT) / Interest Charges</b>	-10.44	-1.06
<b>Asset to Equity Ratio</b>	<b>Total Assets / Total Stockholders' Equity</b>	5.75	4.37
<b>Profitability Ratios</b>			
<b>Gross Profit Margin</b>	<b>Sales - Cost of Goods Sold or Cost of Service / Sales</b>	0.2	0.16
<b>Net Profit Margin</b>	<b>Net Profit / Sales</b>	-0.69	-0.14
<b>Return on Assets</b>	<b>Net Income / Total Assets</b>	-24.17	-5.28
<b>Return on Equity</b>	<b>Net Income / Total Stockholders' Equity</b>	-139	-23.08
<b>Price/Earnings Ratio</b>	<b>Price Per Share / Earnings Per Common Share</b>	-0.42	-2.57

<b>Other Relevant Information</b>
N/A

**Filed on behalf by:**

<b>Name</b>	Paul Michael Villanueva Jr.
<b>Designation</b>	Chief Risk Management Officer, Chief Compliance Officer & Head, ABS-CBN Shared Service Center



STAMPS

Remarks: Please use BLACK ink for scanning purposes.

**SECURITIES AND EXCHANGE COMMISSION**  
**SEC FORM 17-A**  
ANNUAL REPORT PURSUANT TO SECTION 17  
OF THE SECURITIES REGULATION CODE AND SECTION 141  
OF THE CORPORATION CODE OF THE PHILIPPINES

1. For the fiscal year ended: **December 31, 2023**
2. SEC Identification Number: **1803**                      3. BIR Tax Identification No.: **000-406-761-000**
4. Exact name of issuer as specified in its charter: **ABS-CBN CORPORATION AND SUBSIDIARIES**
5. **Philippines**                                              6.  (SEC Use Only)  
Province, Country or other jurisdiction of              Industry Classification Code:  
incorporation or organization
7. **ABS-CBN Broadcasting Center, Sgt. Esguerra Avenue corner Mother Ignacia St. Quezon City 1100**  
Address of principal office
8. **(632) 8924-41-01 to 22 / (632) 3415-22-72**  
Issuer's telephone number, including area code
9. **Not applicable**  
Former name, former address, and former fiscal year, if changed since last report.
10. Securities registered pursuant to Sections 8 and 12 of the SRC, or Sec. 4 and 8 of the RSA

<u>Title of Each Class</u>	<u>Number of Shares of Stock Issued</u>
<b>Common Stock, P1.00 par value</b>	<b>899,848,111 shares</b>
<b>Preferred Stock, P0.20 par value</b>	<b>1,000,000,000 shares</b>
Short-term & Long-term debt (current & non-current)	<b><u>P17.2 billion</u></b>

11. Are any or all of these securities listed on a Stock Exchange?  
Yes                       No

If yes, state the name of such stock exchange and the classes of securities listed therein:

**Philippine Stock Exchange**

Common Shares

899,848,111 shares

12. Check whether the issuer:
- (a) has filed all reports required to be filed by Section 17 of the SRC and SRC Rule 17 thereunder or Section 11 of the RSA and RSA Rule 11(a)-1 thereunder, and Sections 26 and 141 of The Corporation Code of the Philippines during the preceding twelve (12) months (or for such shorter period that the registrant was required to file such reports);  
Yes                       No
- (b) has been subject to such filing requirements for the past ninety (90) days.  
Yes                       No

## ABS-CBN CORPORATION ANNUAL REPORT

<b>PART I - BUSINESS AND GENERAL INFORMATION</b>	<b>4</b>
1. <i>Business Overview</i>	4
1.1. Historical Background	4
1.2. Lines of Business	5
1.3. Significant Philippine Associates and Affiliates	9
1.4. Competition	10
1.5. Patents, Trademarks, Licenses, Franchises, Concessions, and Royalty	11
1.6. Corporate Social Responsibility (CSR)	14
1.7. Principal Competitive Strengths of the Company	18
1.8. Key Strategies and Objectives	19
1.9. Transactions with Related Parties	19
1.10. Risks Relating to the Company	20
2. <i>Properties</i>	20
3. <i>Legal Proceedings</i>	20
<b>PART II – SECURITIES OF THE REGISTRANT</b>	<b>21</b>
1. <i>Market Information</i>	21
2. <i>Holdings</i>	21
3. <i>Dividends</i>	23
4. <i>Recent Sale of Unregistered or Exempt Securities</i>	24
<b>PART III – FINANCIAL INFORMATION</b>	<b>25</b>
1. <i>Management’s Discussion and Analysis of Financial Condition and Results of Operations</i>	25
2. <i>Financial Statements</i>	26
3. <i>Changes in and Disagreements with Accountants on Accounting and Financial Disclosure</i>	26
<b>PART IV – MANAGEMENT AND CERTAIN SECURITY HOLDERS</b>	<b>26</b>
1. <i>Directors and Executive Officers</i>	26
2. <i>Executive Compensation</i>	34
3. <i>Security Ownership of Certain Beneficial Owners and Management</i>	35
4. <i>Certain Relationships and Related Transactions</i>	38
<b>PART V – CORPORATE GOVERNANCE</b>	<b>39</b>
<b>PART VI - EXHIBITS AND SCHEDULES</b>	<b>52</b>
<b>SIGNATURES</b>	<b>53</b>
ANNEX A – MANAGEMENT’S DISCUSSION & ANALYSIS OF FINANCIAL CONDITION AND RESULTS OF OPERATIONS	55
<b>ANNEX B - FINANCIAL STATEMENTS &amp; SUPPLEMENTARY SCHEDULES</b>	<b>68</b>



## PART I - BUSINESS AND GENERAL INFORMATION

### 1. Business Overview

#### 1.1. Historical Background

ABS-CBN Corporation (“ABS-CBN” or the “Company”) traces its roots to Bolinao Electronics Corporation (BEC), established in 1946 as an assembler of radio transmitting equipment. In 1952, BEC adopted the business name Alto Broadcasting System (ABS) and began setting up the country’s first television broadcast in 1953. On September 24, 1956, the Chronicle Broadcasting Network (CBN), owned by Don Eugenio Lopez Sr. of the Lopez family, was organized primarily for radio broadcasting. In 1957, Don Eugenio Lopez Sr. acquired ABS, and on February 1, 1967, the operations of ABS and CBN were integrated, and BEC changed its corporate name to ABS-CBN Broadcasting Corporation. On August 16, 2010, the Philippine Securities and Exchange Commission (SEC) approved the change of the Company’s corporate name to ABS-CBN Corporation. This change was meant to reflect the Company’s diverse business interests.

ABS-CBN achieved many firsts since it started the television industry in the country in 1953. However, with the imposition of martial law in September 1972, ABS-CBN ceased operations as the government forcibly took control of the Company. ABS-CBN resumed commercial operations in 1986 after the People Power or EDSA revolution.

Recovery after fourteen (14) years of absence was difficult as resources were scarce. Nevertheless, through relentless effort, ABS-CBN recaptured leadership in the Philippine television and radio industries by 1988. During the 1990s and the early part of the new millennium, the Company expanded and ventured into complementary businesses in cable and satellite TV, international syndication, music, feature films, artist management, sports, and the online space as well as mobile services, consumer products, theme parks, events and concerts and magazine publishing.

On 05 May 2020, the National Telecommunications Commission (“NTC”) issued an Order directing ABS-CBN to cease operating all its radio and television stations throughout the Philippines (the “CDO”). On 30 June 2020, the NTC likewise issued an Alias Cease and Desist Order directing the shutdown of ABS-CBN’s Digital Terrestrial Television (DTT) network and Skycable’s Sky Direct DTH service (the “Alias CDO”).

On July 10, 2020, the House Committee on Legislative Franchises passed and approved the Resolution, which denied the franchise application of ABS-CBN to construct, install, establish, operate, and maintain radio and television broadcasting stations in the Philippines (the “Resolution”).

Under the Resolution, the House Committee on Legislative Franchises adopted the findings and recommendations of a Technical Working Group (TWG), which recommended that the committee deny the broadcast franchise application of ABS-CBN. The Resolution also stated that based on Section 49 of the 18th Congress’ Rules of the House of Representatives, all of the House Bills and House Resolutions relative to the grant or renewal of the franchise application of ABS-CBN are “laid on the table,” or effectively “killed.” Consequently, ABS-CBN was no longer authorized to operate as a broadcast company.

In a decision dated 9 September 2020, the NTC recalled all the frequencies assigned to the Company and canceled all provisional authorities granted to the Company.

The Company has continued to produce world-class content and distribute its programs on different platforms, such as Cable and Satellite TV (domestic and international) and domestic free TV, through various partnerships with local broadcasters, third-party digital platforms, ABS-CBN’s streaming service iWantTFC, and co-production and syndication agreements with international streaming platforms.



## 1.2. Lines of Business

ABS-CBN is one of the Philippines' leading media and entertainment companies. The Company presents its operations into the following reportable segments:

- A. Content Creation, Production, and Distribution
- B. Cable, Satellite, and Broadband

### CONTENT CREATION, PRODUCTION, AND DISTRIBUTION

Content Creation, Production, and Distribution refer to content created and produced by ABS-CBN and exhibited on terrestrial free television (TV), cable and satellite channels, and online streaming and TVOD/SVOD platforms; international syndication and distribution of content and linear channels; feature films; music; digital and online publications; and live events and concerts.

Audiences can watch ABS-CBN programs on free analog and digital terrestrial TV via A2Z and TV5's national networks and various domestic and international cable/satellite providers. Co-produced shows with GMA are shown on GMA7 and licensed content are shown on various TV channels (both free and pay-TV). ABS-CBN manages multiple cable/satellite, IPTV, and online linear channels, including Kapamilya Channel, Cinemo, Jeepney TV, CinemaOne, Metro Channel, MYX, Knowledge Channel and ABS-CBN News Channel (ANC). ABS-CBN content is available across third-party online platforms like Youtube and Facebook, TVOD portals like Amazon and iTunes, and via ABS-CBN's iWantTFC and KTX. Various movies and series are available on international streaming platforms, including Netflix, Viu, and WeTV. ABS-CBN's music and podcasts are available on Spotify and different audio streaming platforms.

### Global Operations

The global division pioneered the international marketing, promotion, and distribution of ABS-CBN content and media products in the United States in 1994 through ABS-CBN International. The main goal was to bring global Filipinos back to their roots through programs and products that reflected their needs, dreams, and aspirations.

Global's flagship product, The Filipino Channel (TFC), is a 24-hour programming service consisting primarily of general entertainment, news, and feature programs in Tagalog and/or Tagalog-English language, and is distributed via cable and direct-to-home satellite platforms, while on-demand content and other media are available online on iWantTFC, IPTV (internet protocol television), and other video streaming services, media streaming services, to suit the needs and preferences of over 10 million Filipinos across the United States, Canada, the Middle East, Europe, the United Kingdom, Australia, and Asia Pacific through ABS-CBN's international subsidiaries and/or third-party distributors and carriage partners.

Global is also engaged in promoting and/or producing live entertainment, concerts, shows, and music events for its core audiences and operates MYX, a global platform that offers live and on-demand access to music-centric content by the next generation of Filipino and Asian artists.

The **Feature Films** segment of the Company is ABS-CBN Film Productions, Inc. (AFPI) or more popularly known as Star Cinema. AFPI comprises film brands like Star Cinema, Black Sheep, Cinebro, and Cinema One Originals. Movies that may be acquired or co-produced with other local or international producers are distributed by AFPI through its own Cinexpress, a consolidated circuit that includes theatrical distribution, TVOD via iWantTFC, KTX, and 3<sup>rd</sup> party international platforms, satellite Pay-per-View (PPV) via Signal, cable PPV via Sky Cable, and IPTV via TFC Global. KTX, as mentioned above, is a ticketing and live event streaming platform directly managed by AFPI. Lastly, AFPI runs the Rise Artists Studio, which trains and manages future movie stars.

The **Music** segment of the Company handles production, promotion, servicing, licensing and distribution of 5

musical recordings. Its main business is producing, promoting, and monetizing Original Sound Recordings (OSRs) and related videos, administering copyright on recordings and musical compositions, and discovering and developing singers and songwriters. The music division has various music labels such as Star Music, Tarsier Records, Starpop, and DNA Records. In addition, other business units produce audio and video content like Myx, and OneMusicPH. Revenues mainly come from audio and video streaming and downloads from various Digital Service Providers (DSPs) such as Spotify, Apple Music, Amazon, Tiktok and YouTube, and the licensing of recordings and musical compositions for films, TV shows, commercial advertisements, and various other usages. Complementary to this business is the management of artists and the creation and mounting of events. The Company also produces commissioned recordings for television shows and commercial advertisements. The Company also controls a valuable music publishing, and recording catalog of iconic Filipino hit songs covering over half a century of repertoire.

The **Digital** segment of ABS-CBN manages and operates the online assets and has strategic oversight of the entire digital business of the company. These assets include some of the top domains and accounts in the world. Combining ABS-CBN's web properties, OTT, Youtube, and Facebook accounts, the overall combined audience reach of these digital properties would make ABS-CBN among the strongest worldwide.

News.abs-cbn.com ranks among the top 10 publishers online in the Philippines and is the top draw of the company's website.

iWantTFC is the global OTT platform owned and operated by ABS-CBN. The home of Filipino stories, the platform's vast content library spans over 60 years of entertainment, news and information, documentaries, music, and sports. Viewers enjoy popular and highly acclaimed movies, the latest and well-loved series, features, kids and lifestyle programs, exclusive live streaming events, and iWantTFC Originals. iWantTFC is available in AVOD and SVOD, depending on a user's location.

## **CABLE, SATELLITE, AND BROADBAND**

Sky Cable Corporation spearheaded innovative and superior cable services in the Philippines over 30 years ago. It offers value-for-money Home Internet, Pay TV, and bundled subscription plans. It also introduced modern in-premise customer equipment, ranging from 2-way digiboxes via the SKY EVO box to high-speed modems and Wi-Fi mesh for seamless home connectivity.

Its products include SKYCable, the pioneering cable TV brand in the country known for its top-notch programming with an extensive lineup of HD channels and Pay per view offerings, as well as SKY Fiber, a hybrid fiber co-axial (HCF) powered broadband service with subscription plans ranging from its best value Plan 999 at 30Mbps up to 200Mbps. It also introduced SKY Fiber Edge, which utilizes its fiber-to-the-home (FTTH) backbone and competitive Ultra High-Speed plans of up to 1Gbps, available only in select condominiums and villages in Mega Manila and parts of Visayas.

SKY is also a promising player in the SME and Enterprise market through SKYbiz. SKYbiz provides comprehensive internet and data services tailored to the unique needs of Enterprises, focusing on reliability and scalability designed to empower businesses to thrive in today's digital landscape.

## Subsidiaries

The following is a list of the Company's active subsidiaries to which ABS-CBN has economic rights as of December 31, 2023, and 2022:

Company	Place of Incorporation	Principal Activities	Functional Currency	Effective Interest	
				2023	2022
<b>Content Production and Distribution</b>					
<i>Global:</i>					
ABS-CBN Global Ltd. (ABS-CBN Global) <sup>(a) (i)</sup>	Cayman Islands	Holding company	United States dollar (USD)	100.0	100.0
ABS-CBN Europe Ltd. (ABS-CBN Europe) <sup>(b)(c) (i) (cc)</sup>	United Kingdom	Cable and satellite programming services	Great Britain pound (GBP)	100.0	100.0
ABS-CBN Japan, Inc. (ABS- CBN Japan) <sup>(d) (i)</sup>	Japan	Cable and satellite programming services	Japanese yen (JPY)	100.0	100.0
ABS-CBN Middle East FZ-LLC (ABS-CBN Middle East) <sup>(b) (i)</sup>	Dubai, UAE	Cable and satellite programming services	United Arab Emirates dirham (AED)	100.0	100.0
ABS-CBN Global Hungary Kft. (ABS-CBN Hungary) <sup>(i)</sup>	Budapest, Hungary	Holding company	USD	100.0	100.0
Makati Kft. <sup>(i)</sup>	Budapest, Hungary	Holding company	USD	100.0	100.0
ABS-CBN International, Inc. (ABS-CBN International) <sup>(i) (n)</sup>	California, USA	Cable and satellite programming services	USD	100.0	100.0
ABS-CBN Australia Pty. Ltd. (ABS-CBN Australia) <sup>(i) (k)</sup>	Victoria, Australia	Cable and satellite programming services	Australian dollar (AUD)	100.0	100.0
ABS-CBN Canada, ULC (ABS-CBN Canada) <sup>(i) (k)</sup>	Canada	Cable and satellite programming services	Canadian dollar (CAD)	100.0	100.0
ABS-CBN Telecom North America, Inc. <sup>(i) (k)</sup>	California, USA	Telecommunications	USD	100.0	100.0
<i>Films and Music:</i>					
ABS-CBN Film Productions, Inc. (ABS-CBN Films)	Philippines	Movie production	Philippine peso	100.0	100.0
Cinescreen, Inc. (Cinescreen) <sup>(f)</sup>	Philippines	Theater operator	Philippine peso	100.0	100.0
<i>Narrowcast</i>					
Creative Programs, Inc. (CPI) <sup>(v)</sup>	Philippines	Content development, publishing and programming services	Philippine peso	100.0	100.0
<i>Others:</i>					
ABS-CBN Europe Remittance Inc. <sup>(d) (i) (y) (cc)</sup>	United Kingdom	Services - money remittance	GBP	100.0	100.0
E-Money Plus, Inc. <sup>(b)</sup>	Philippines	Services - money remittance	Philippine peso	100.0	100.0
ABS-CBN Global Remittance Inc. <sup>(i) (k) (y)</sup>	California, USA	Services - money remittance	USD	100.0	100.0
ABS-CBN Canada Remittance Inc. <sup>(i) (n) (y)</sup>	Canada	Services - money remittance	CAD	100.0	100.0
ABS-CBN Center for Communication Arts, Inc. <sup>(e)</sup>	Philippines	Educational/training	Philippine peso	100.0	100.0
ABS-CBN Global Cargo Corporation <sup>(t)</sup>	Philippines	Non-vessel operations common carrier	Philippine peso	100.0	100.0
ABS-CBN Integrated and Strategic Property Holdings, Inc.	Philippines	Real estate	Philippine peso	100.0	100.0
ABS-CBN Shared Service Center PTE. Ltd. <sup>(i) (m)</sup>	Singapore	Services - support	Singapore dollar (SGD)	100.0	100.0
Professional Services for Television & Radio, Inc.	Philippines	Services - production	Philippine peso	100.0	100.0
Grassfed Corporation	Philippines	Services - livestock	Philippine peso	100.0	100.0
Probabilistic Insights, Inc. <sup>(aa)</sup>	Philippines	Services - support	Philippine peso	100.0	100.0
Rosetta Holdings Corporation (RHC)	Philippines	Holding company	Philippine peso	100.0	100.0
Callirrhoe, Inc.	Philippines	Holding company	Philippine peso	100.0	100.0
Eukelade Holding Corporation	Philippines	Holding company	Philippine peso	100.0	100.0
Sarimanok News Network, Inc.	Philippines	Content development and programming services	Philippine peso	100.0	100.0
The Big Dipper Digital Content & Design, Inc. (Big Dipper)	Philippines	Digital film archiving and central library, content licensing and transmission	Philippine peso	100.0	100.0
The Chosen Bun, Inc. (Chosen Bun) <sup>(z)</sup>	Philippines	Services - restaurant and food	Philippine peso	100.0	100.0
TV Food Chefs, Inc. <sup>(bb)</sup>	Philippines	Services - restaurant and food	Philippine peso	100.0	100.0
iConnect Convergence, Inc.	Philippines	Service - call center	Philippine peso	100.0	100.0

Company	Place of Incorporation	Principal Activities	Functional Currency	Effective Interest	
				2023	2022
ABS-CBN Studios, Inc.	Philippines	Production facility	Philippine peso	100.0	100.0
Medianow Strategies, Inc. (Medianow) <sup>(a)</sup>	Philippines	Marketing, sales and advertising	Philippine peso	79.7	79.7
Sapientis Holdings Corporation (Sapientis)	Philippines	Holding company	Philippine peso	100.0	100.0
Columbus Technologies, Inc. (CTI) <sup>(a)</sup>	Philippines	Holding company	Philippine peso	70.0	70.0
ABS-CBN Convergence, Inc. (ABS-C) <sup>(a)</sup>	Philippines	Telecommunication	Philippine peso	69.3	69.3
ABS-CBN Theme Parks and Resorts Holdings, Inc. (ABS-CBN Theme Parks)	Philippines	Holding company	Philippine peso	100.0	100.0
ABS-CBN Themed Experiences, Inc. (ABS-CBN Themed Experiences) <sup>(a),(bb)</sup>	Philippines	Management of locations	Philippine peso	100.0	100.0
Play Innovations, Inc. (PII) <sup>(g)</sup> <sup>(bb)</sup>	Philippines	Theme park	Philippine peso	73.0	73.0
Play Innovations Hungary Kft. (Play Innovations) <sup>(j)</sup> <sup>(g)</sup>	Budapest, Hungary	Theme park	USD	73.0	73.0
<b>Cable and Broadband</b>					
Sky Vision Corporation (Sky Vision) <sup>(w)</sup> (see Note 4)	Philippines	Holding Company	Philippine peso	75.0	75.0
Sky Cable Corporation (Sky Cable) <sup>(w)</sup> (see Note 4)	Philippines	Cable television services	Philippine peso	59.4	59.4
Bisaya Cable Television Network, Inc. <sup>(h)</sup> <sup>(i)</sup> <sup>(w)</sup>	Philippines	Cable television services	Philippine peso	59.4	59.4
Bright Moon Cable Networks, Inc. <sup>(h)</sup> <sup>(w)</sup>	Philippines	Cable television services	Philippine peso	59.4	59.4
Cavite Cable Corporation <sup>(h)</sup> <sup>(w)</sup>	Philippines	Cable television services	Philippine peso	59.4	59.4
Cepsil Consultancy and Management Corporation <sup>(h)</sup> <sup>(w)</sup>	Philippines	Cable television services	Philippine peso	59.4	59.4
Davao Cableworld Network, Inc. <sup>(h)</sup> <sup>(o)</sup> <sup>(w)</sup>	Philippines	Cable television services	Philippine peso	59.4	59.4
HM Cable Networks, Inc. <sup>(h)</sup> <sup>(w)</sup>	Philippines	Cable television services	Philippine peso	59.4	59.4
HM CATV, Inc. <sup>(h)</sup> <sup>(w)</sup>	Philippines	Cable television services	Philippine peso	59.4	59.4
Hotel Interactive Systems, Inc. <sup>(h)</sup> <sup>(w)</sup>	Philippines	Cable television services	Philippine peso	59.4	59.4
Isla Cable TV, Inc. <sup>(h)</sup> <sup>(w)</sup>	Philippines	Cable television services	Philippine peso	59.4	59.4
Moosat Cable Television, Inc. <sup>(h)</sup> <sup>(o)</sup> <sup>(w)</sup>	Philippines	Cable television services	Philippine peso	59.4	59.4
Pilipino Cable Corporation (PCC) <sup>(h)</sup> <sup>(w)</sup>	Philippines	Cable television services	Philippine peso	59.4	59.4
Satellite Cable TV, Inc. <sup>(h)</sup> <sup>(w)</sup>	Philippines	Cable television services	Philippine peso	59.4	59.4
Sun Cable Holdings, Incorporated (SCHI) <sup>(h)</sup> <sup>(w)</sup>	Philippines	Holding company	Philippine peso	59.4	59.4
Sun Cable Systems Davao, Inc. <sup>(h)</sup> <sup>(i)</sup> <sup>(w)</sup>	Philippines	Cable television services	Philippine peso	59.4	59.4
Sunvision Cable, Inc. <sup>(h)</sup> <sup>(w)</sup>	Philippines	Cable television services	Philippine peso	59.4	59.4
Tarlac Cable Television Network, Inc. <sup>(h)</sup> <sup>(w)</sup>	Philippines	Cable television services	Philippine peso	59.4	59.4
Telemondial Holdings, Inc. <sup>(h)</sup> <sup>(i)</sup> <sup>(w)</sup>	Philippines	Holding company	Philippine peso	59.4	59.4
JMY Advantage Corporation <sup>(h)</sup> <sup>(w)</sup>	Philippines	Cable television services	Philippine peso	56.4	56.4
Cebu Cable Television, Inc. <sup>(h)</sup> <sup>(o)</sup> <sup>(p)</sup> <sup>(w)</sup>	Philippines	Cable television services	Philippine peso	57.4	57.4
Suburban Cable Network, Inc. <sup>(h)</sup> <sup>(w)</sup>	Philippines	Cable television services	Philippine peso	54.9	54.9
Pacific CATV, Inc. (Pacific) <sup>(h)</sup> <sup>(o)</sup> <sup>(w)</sup>	Philippines	Cable television services	Philippine peso	58.0	58.0
First Ilocandia CATV, Inc. <sup>(h)</sup> <sup>(o)</sup> <sup>(w)</sup>	Philippines	Cable television services	Philippine peso	54.9	54.9
Mactan CATV Network, Inc. <sup>(h)</sup> <sup>(o)</sup> <sup>(p)</sup> <sup>(w)</sup>	Philippines	Cable television services	Philippine peso	56.6	56.6
Discovery Mactan Cable, Inc. <sup>(h)</sup> <sup>(s)</sup> <sup>(w)</sup>	Philippines	Cable television services	Philippine peso	41.6	41.6
Home-Lipa Cable, Inc. <sup>(h)</sup> <sup>(s)</sup> <sup>(w)</sup>	Philippines	Cable television services	Philippine peso	35.6	35.6

(a) With branches in the Philippines and Taiwan

(b) Through ABS-CBN Global

(c) With branches in Italy and Spain

(d) Subsidiary of ABS-CBN Europe

(e) Nonstock ownership interest

(f) On June 5, 2017, the SEC approved the incorporation of Cinescreen. Cinescreen was established primarily to own, acquire, establish, lease, maintain, operate, manage, control, promote, advertise, undertake and carry on the business of theatres, movie houses and places of public amusement and entertainment.

(g) Through ABS-CBN Theme Parks

(h) Through Sky Cable

(i) Subsidiary of SCHI

(j) Considered as foreign subsidiary

(k) Subsidiary of ABS-CBN International

(l) With a branch in Luxembourg

(m) With a regional operating headquarters in the Philippines

(n) Through ABS-CBN Hungary

(o) Subsidiary of PCC

(p) Through Pacific

(q) Through Sapientis

(r) With branch in Korea

- (s) A subsidiary of Sky Cable where Sky Cable effectively owns more than 50% interest
- (t) In liquidation
- (u) On July 7, 2017, the SEC approved the incorporation of ABS-CBN Themed Experiences. ABS-CBN Themed Experiences was established primarily to design, build, develop, manage, operate and maintain theme and amusement parks, hotels, restaurants, coffee shops, refreshment parlors and other attractions and facilities.
- (v) On September 18, 2018, the SEC approved the merger of CPI and ABS-CBN Publishing with the former being the surviving entity.
- (w) In 2012, ABS-CBN acquired additional interest in Sky Vision increasing its economic interest to 24.8%. On the same year, Lopez, Inc. also executed a proxy in favor of ABS-CBN assigning its voting rights in Sky Vision. As a result, ABS-CBN has a voting interest of 75% in Sky Vision since 2012. Sky Vision is the holding company of Sky Cable, where ABS-CBN has an economic interest of 57.4% in 2014. In 2015, ABS-CBN purchased additional shares in Sky Vision increasing its economic interest on Sky Vision and Sky Cable to 75% and 59.4%, respectively.
- (x) In 2014, CPI and Sky Cable entered into an agreement to form a joint venture company. Medianow, which was incorporated on August 22, 2014, is 78.7% effectively owned by the Group in 2014. As a result of the acquisition of additional interest in Sky Vision, economic interest on Medianow increased to 79.7% in 2015.
- (y) On June 30, 2018, ABS-CBN Europe Remittance Inc., ABS-CBN Global Remittance Inc. and ABS-CBN Canada Remittance Inc. ceased operations.
- (z) On March 12, 2019, the SEC approved the incorporation of Chosen Bun. Chose Bun was established primarily to raise, process, manufacture and package all kinds of food products; to establish, operate, manage and maintain restaurants, coffee shops, and refreshments parlors; to serve and cater foods, drinks, refreshments and other food or commodities.
- (aa) On June 18, 2019, the SEC approved the incorporation of Probabilistic Insights, Inc. Probabilistic Insights, Inc. was established primarily to provide software products and data science services including but not limited to management consulting, marketing services such as direct marketing, database marketing, workshop facilitation and marketing training.
- (bb) The Group decided to wind-down its food and beverage and experience operations in July 2020.
- (cc) On December 21, 2021, ABS-CBN Europe Remittance Inc closed. In April 2022 and July 2021, ABS-CBN Europe closed its branches in Italy and Spain, respectively.

### 1.3. Significant Philippine Associates and Affiliates

Company	Principal Activity	Date of Incorporation	Relationship
Lopez, Inc.	Holding Company	11 August 1967	Parent of ABS-CBN
Lopez Holdings Corporation*	Holding Company	08 June 1993	Under common control of Lopez Inc.
ABS-CBN Holdings Corporation		30 March 1999	Under common control of Lopez Inc.
A C J O Shopping Corporation**	Home shopping	13 August 2013	50% owned by ABS-CBN
ALA Sports Promotions International, Inc.	Boxing promotions	4 December 2013	44% owned by ABS-CBN
Daum Kakao Corporation***	Services	16 February 2015	50% owned by ABS-CBN
The Flagship, Inc.	Services	20 October 2015	40% owned by ABS-CBN
Media Serbisyo Production Corporation	Content Production	05 July 2023	49% owned by ABS-CBN

\*Formerly Benpres Holdings Corporation

\*\* On June 25, 2020, the stockholders and BOD of the A C J O Shopping Corporation approved a plan of liquidation and cessation of operations effective December 31, 2020. In November 2020, the Company discontinued its operations to prevent further losses.

\*\*\* On January 31, 2019, the Philippine SEC has approved Daum Kakao's decrease in its capital stock from P 900 million to P 86 million. As of June 3, 2021, Daum Kakao has returned capital of P 364 million to the joint ventures. Refer to Note 15 of the Company's 2023 audited consolidated financial statements.

## 1.4. Competition

### MEDIA NETWORK AND STUDIO ENTERTAINMENT

#### **Content Production and Distribution**

ABS-CBN continues to be a significant supplier of Filipino entertainment, news, and current affairs programs for free TV, cable, and satellite channels and online platforms both in the Philippines and worldwide.

The Company faces competition for program distribution from other producers of Filipino programming and international producers. ABS-CBN competes with other programming providers for channel space and compensation for carriage from cable television operators and other multi-channel distributors. For such program services, distributors select programming based on various considerations, including the price charged for the programming and the quality, quantity, and variety of programming.

ABS-CBN's content library of in-house-produced drama series, movies, reality shows, variety shows, documentaries, and the like runs in the hundreds of thousands of hours combined. Moreover, the Company also has exclusive exhibition licenses for numerous popular local and foreign-acquired programs and movies.

#### **Global**

Global's TFC subscription service presently competes for audience attention not only with other Filipino content providers but also with mainstream entertainment and media services on satellite television and cable systems, national broadcast networks, regional and local broadcast stations, as well as on-demand video streaming services and other forms of entertainment.

With respect to live events and music concerts, Global also faces competition with other event promoters and producers across the regions where it operates.

#### **Films and Music**

***Feature Film Production and Distribution:*** AFPI competes for the services of a limited pool of recognized and bankable creative talents, both artists and production staff, and for film rights and scripts, which are essential to the success of a feature film. The Company likewise competes with other feature film producers, including established Filipino studios, an increasing number of smaller independent producers, and major foreign studios such as Disney, Dreamworks, and Warner Brothers.

The number of films released by the Company's competitors in any given period may create an oversupply of products in the market, reducing the Company's share of gross box office admissions. Star Cinema also competes with other forms of entertainment and leisure time activities such as streaming, travel, and dining. Piracy also takes a considerable chunk of the Company's earnings potential.

***Music Production and Promotion:*** The Music Group's primary business is the production and promotion of Original Sound Recordings (OSRs), songs, lyrics, and musical compositions, as well as the development of singers and songwriters. Revenues come mainly from audio and video streaming and downloads from various Digital Service Providers (DSPs) like Spotify, Apple Music, Amazon, and YouTube.

Complementary to this business is the management of artists and the creation and mounting of events.

***Music Servicing and Distribution:*** The Company also produces commissioned recordings for television shows, films, and brands and distributes recordings for independent artists and music and movie producers. Recently, music servicing has expanded its services to include bespoke recordings, music videos, and

promotional campaigns for selected clientele.

***Music Publishing and Licensing:*** The Company controls a valuable music publishing, and sound recording catalog of iconic Filipino hit songs representing over half a century of repertoire. These are licensed to third parties for various usages, including theme songs in commercials, TV shows, and films.

## **CABLE, SATELLITE, AND BROADBAND**

SKY Cable is one of the significant providers of cable and broadband services in the Philippines. SKY Cable competes pay TV operators in cities, covering 1.7 million homes nationally.

SKYcable competes for viewer attention and subscriptions with other entertainment, news, and information providers, including other cable television systems, broadcast television stations, and OTT service providers.

SKYFiber, Sky Cable's broadband service, has several direct competitors. These competitors range from large telecommunications companies to smaller, dedicated cable broadband service providers catering to individuals and businesses alike. Key competitive factors aside from price include fiber facilities, speed, service reliability, and easy access to 24/7 customer service through its virtual assistant KYLA.

## **DIGITAL**

As of January 2024, ABS-CBN Entertainment's YouTube channel remains the most subscribed and viewed YouTube channel in the Media & Entertainment Category ranking in Southeast Asia, with 46.6 million subscribers and over 62.2 billion lifetime views. Viewership increased by 10% from 2022 to 2023 as ABS-CBN strengthened its digital presence to make its content more accessible to audiences on many platforms.

Other ABS-CBN YouTube channels that rank among the most subscribed and most viewed in the Philippines are ABS-CBN News (15.7M subscribers and 11.1B views), ABS-CBN Star Music (8.7M subscribers and 4.1B views), ABS-CBN Star Cinema (8.6M subscribers and 3.2B views), iWantTFC (4.0M subscribers and 898M views), Idol Philippines (2.4M subscribers and 796M views) and Pinoy Big Brother ABS-CBN (5M subscribers and 2.9B views).

### **1.5. Patents, Trademarks, Licenses, Franchises, Concessions, and Royalty**

ABS-CBN produces programs, recordings, and music and provides programming services over which it directly or indirectly owns and holds intellectual property rights. ABS-CBN owns various trademarks and copyright over most of its programs. It has also acquired the rights over the content of several third-party production entities and its co-produced content.

#### **Third Party-owned Foreign and Local Films and Programs aired through the ABS-CBN Platforms or Third-Party Platforms.**

ABS-CBN and its subsidiaries have licenses from foreign and local program and feature film owners to distribute the same through its platforms and other programming services in the Philippines and territories where said platforms and programming services are distributed. These licenses have an average term of 2 to 3 years.

In some instances, ABS-CBN is granted sub-license or assignment rights over programs, films, or events produced by third parties exhibited under license, distribution, and other industry standard arrangements with third-party platform owners and/or operators.

## **Music Licenses**

ABS-CBN and its subsidiaries secure mechanical and/or synchronization licenses from various music publishers for musical compositions or recordings used in films and TV programs. Fees for TFC's public performance rights are paid to the relevant collecting societies in the territories where the channels are operated.

Additionally, ABS-CBN controls a large music composition catalogue and produces original sound recordings that are used in its films and television programs.

## **Government Regulations on Principal Products or Services**

The 1987 Philippine Constitution provides that "ownership and management of mass media shall be limited to citizens of the Philippines, or corporations, cooperatives or associations wholly-owned and managed by such citizens" (Section 11, Article XVI). As a result, the Company is subject to a nationality restriction, which it has continuously and fully complied with.

The government departments and agencies that administer the laws governing the exhibition and distribution of content are the Department of Information and Communications Technology (DICT), the Movie and Television Review and Classification Board (MTRCB), the Optical Media Board (OMB), and the Department of Labor and Employment (DOLE).

The DICT is the primary policy, planning, coordinating, implementing, and administrative entity of the Executive Branch of the government that plans, promotes and develops the national ICT agenda.

The MTRCB is responsible for rating television and film in the Philippines. It screens, reviews, and examines motion pictures, television programs, and publicity materials and then classifies them based on their content. It is also the regulatory body that initiates, plans, and fosters cooperation in the industry to improve, upgrade, and make the industry viable as one source of fueling the national economy.

The OMB was created under the state's policy to institute means to regulate the manufacture, mastering, replication, importation, and exportation of optical media. To this end, the OMB has been empowered to formulate and implement policies and programs necessary to accomplish the purposes of the Optical Media Act of 2003. It has also been granted the power to supervise, regulate, grant, or renew licenses. Its authority also encompasses inspections, applying for and obtaining search warrants, and acting as a complainant in criminal prosecutions for violators of the Act. It can hear and resolve administrative cases against violators of the Act and impose sanctions, confiscate optical media, and suspend, cancel, or deny renewal of licenses.

In addition to the restrictions imposed by government agencies, a mass media company must also follow the rules and industry standards promulgated by the *Kapisanan ng mga Brodkaster sa Pilipinas* (KBP), of which the Company is a member. The KBP is a self-regulating trade organization consisting of television and radio operators. It formulates policies and guidelines for the operations of its members and enforces programming and advertising rules.

## **Costs and Effect of Compliance with Environmental Laws**

Development projects classified by law as environmentally critical or projects within statutorily defined environmentally critical areas must obtain an Environmental Compliance Certificate (ECC) before commencement. The Department of Environment and Natural Resources (DENR) determines whether a project is environmentally critical or located in an ecologically critical area through its regional offices or the Environmental Management Bureau (EMB).

The ECC is a government certification that (i) the proposed project or undertaking will not cause a significant adverse environmental impact, (ii) that the proponent has complied with all the requirements of the Environmental Impact System (EIS) system and; (iii) that the proponent is committed to implementing its



approved environmental management plan in the EIS or, if an IEE was required, that it will comply with the mitigation measures suggested therein. The ECC contains specific measures and conditions that the project proponent must undertake before and during the project's operation, and in some cases, during the abandonment phase of the project to mitigate identified environmental impact.

ABS-CBN is not engaged in any project or activity that may require compliance with these requirements. For the past three years, there were no costs related to the effect of compliance with environmental laws.

However, if and when applicable, the Company shall apply for and secure proper permits, clearances, or exemptions from the DENR, Department of Health, Civil Aviation Authority of the Philippines, and other regulatory agencies, as may be necessary for the conduct of its business operations.

### **Employees and agreements of labor contracts, including duration**

ABS-CBN and its Subsidiaries had 3,634 regular employees, 268 project employees, 605 program-based employees, and 772 independent contractors as of December 31, 2023.

The Philippine Labor Code and other statutory enactments provide the minimum benefits employers must provide to their employees. These include certain social security benefits, such as benefits mandated by the Social Security Act of 1997 (R.A. No. 8282), the National Health Insurance Act of 1995 (R.A. No. 7875), as amended, and the Home Development Fund Law of 2009 (R.A. No. 9679).

Under the Social Security Act of 1997, social security coverage is compulsory for all employees under 60. An employer is obligated to deduct and withhold from each employee's monthly salary, wage, compensation, or earnings the employee's contribution, and the employer, for its part, makes a counterpart contribution for the employee and remits both amounts to the Social Security System (SSS). These remittances enable the employees to claim their pension, death benefits, permanent disability benefits, funeral benefits, sickness benefits, and maternity-leave benefits. The Social Security Act of 1997 imposes penal sanctions if an employer fails to remit contributions to the SSS. For corporate employers, the penalty is imposed on its president and board of directors members.

The National Health Insurance Act created the National Health Insurance Program (NHIP) to provide health insurance coverage and ensure affordable and accessible healthcare services to all Filipino citizens. Under the law, all members of the SSS are automatically members of the NHIP. The Philippine Health Insurance Corporation (PhilHealth) administers the NHIP, and an employer must deduct and withhold the contributions from the employee's salary, wage, or earnings, make a counterpart contribution for the employee, and remit both amounts to PhilHealth. The NHIP will then subsidize personal health services required by the employee subject to specific terms and conditions under the law. The National Health Insurance Act likewise imposes penal sanctions if an employer does not remit contributions to PhilHealth. For corporate employers, the penalty is imposed on its president and board of directors members.

The Home Development Fund Law (R.A. No. 9679), or the Pag-IBIG Fund Law, created the Home Development Mutual Fund (HDMF), a national savings program and a fund to provide affordable shelter financing to Filipino workers. Coverage under the HDMF is compulsory for all SSS members and their employers. Under the law, an employer must deduct and withhold 2% of the employee's monthly compensation, up to a maximum of P5,000, make a counterpart contribution of 2% of the employee's monthly compensation, and remit the contributions to the HDMF. The Pag-IBIG Fund Law also imposes penal sanctions if the employer does not send the contributions to the HDMF.

The Philippine Labor Code provides that, in the absence of a retirement plan provided for by their employers, private-sector employees who have reached 60 years of age or more but not beyond 65 years of age, the compulsory retirement age for private-sector employees without a retirement plan, and who have rendered at least five years of service in an establishment, may retire and receive a minimum retirement pay equivalent to one-half month's salary for every year of service, with a fraction of at least six months being considered as one

whole year. To compute the retirement pay, "one-half month's salary" shall include all of the following: 15 days' salary based on the latest salary rate; in addition, one-twelfth of the 13th-month pay and the cash equivalent of 5 days of service incentive leave pay. Other benefits may be included in the computation of the retirement pay upon agreement of the employer and the employee or if provided in a collective bargaining agreement (CBA).

ABS-CBN has complied with all these labor regulations and laws.

ABS-CBN's management recognizes two labor unions, one for the supervisory employees and another for the rank-and-file employees. The Supervisory Union represents approximately 3% of the total regular employees of ABS-CBN, while 9% belong to the Rank & File Union. The current CBA for the supervisory union covers the period August 1, 2020, to July 31, 2023, while the CBA for the rank and file employees covers the period December 1, 2021, to November 30, 2024

For the last three (3) years, there have been no labor strikes nor disputes with the labor unions. CBA negotiations with the Rank and File and Supervisory unions were concluded without any significant issues and were ratified by the majority of the union members.

#### **1.6. Corporate Social Responsibility (CSR)**

##### **ABS-CBN Lingkod Kapamilya Foundation, Inc. (formerly ABS-CBN Foundation, Inc.)**

ABS-CBN Lingkod Kapamilya Foundation, Inc. (ALKFI) also known as ABS-CBN Foundation, Inc. (AFI), was founded in 1989 as a non-stock, non-profit organization dedicated to instilling hope by implementing projects through multisectoral partnerships in the spirit of Bayanihan. Since its founding, ALKFI remains committed to addressing the needs of the Filipinos and their communities through its five pillar advocacies: Children's Rights and Development (Bantay Bata 163), Environmental Stewardship (Bantay Kalikasan), Disaster Risk Reduction and Management (Sagip Kapamilya), Education (Programa Genio), and Sustainable Livelihood (Integrated Area Development).

In 2023, the World Health Organization (WHO) downgraded COVID-19's global health emergency status, therefore loosening the country's pandemic restrictions. The Foundation saw this as an opportunity to build new and lasting relationships on the ground. Recognizing that change lies at the cellular level, active participation has become deeply ingrained in ALKFI's commitment to serving the Filipino people. At its core is the understanding that every child, teacher, parent, and leader play crucial roles in the improvement of lives within the community.

The same year also allowed the Foundation to further strengthen its advocacies by walking hand-in-hand with parents, teachers, school personnel, and partner schools toward a child-safe world, connecting with environmental advocates through employee engagement activities at the La Mesa Watershed and Ecopark, and empowering community members for the protection of coastal communities such as those located near the Verde Island Passage. ALKFI also partnered with communities at the barangay level for relief operations and disaster resilience training, provided teacher training and career coaching for junior high, senior high, and ALE learners, and engaged with different people's organizations to build grassroots leaders through Journey of the Heart.

##### **Bantay Bata 163(BB 163)**

Established by Gina Lopez in 1997 as a rescue hotline for at-risk children, Bantay Bata 163 has since evolved into a stalwart force for child protection. In 2022, the program launched holistic and proactive projects to address the needs of Filipino children today. Realizing the importance of reaching children in the digital age, the program extended its mental health support through email and social media. This year, Bantay Bata remained steadfast in promoting children's rights and development, benefiting 9,610 partner-beneficiaries and contributing to a safer and nurturing environment for the children, youth, their families, schools, and communities.

Driven by a vision of championing Filipino children's rights, Bantay Bata has continued its child protection services through its core projects:

### **Helpline 163**

For children across the country, the numbers 1-6-3 have symbolized the powerful message of hope in the last 26 years of Bantay Bata's service. From being the Philippines's first childcare hotline as "Hotline 163", the rebranding effort to "Helpline 163" reflects its more comprehensive scope of services. Currently, Helpline 163 extends to responding to concerns of abuse, need for guidance, and inquiries on child-related concerns. The Helpline remains dedicated to providing psychological, social, and emotional support by offering free one-hour Psychotherapy/Talk Therapy for children, teens, and their caregivers. Aside from this, the Helpline 163 email and Facebook Messenger remained a preferred service for inquiries and consultations. This year, Bantay Bata tallied more than two thousand (2,435) valid transactions catered to making children's physical and mental well-being valued and protected.

### **Other Projects**

#### ***Children and Youth Advocacy Council (CYAC)***

Bantay Bata recently pioneered a project that focuses on child participation — The Bantay Bata 163 Children and Youth Advocacy Council (BB 163 CYAC). Dedicated to children & youth engagement and capacity-building, this project aims to involve children and the youth in Bantay Bata's program delivery, capacitate them to represent the issues of their sector and create opportunities to raise these concerns. For this initiative, Bantay Bata selected six (6) Filipino youth community ambassadors and advocates from across the Philippines. Following a three-session training tackling children's rights, personal development, and leadership, the CYAC members were officially introduced during Bantay Bata's first face-to-face Children's Congress — an annual event celebrating National Children's Month.

#### ***Tulong Pagkalusugan***

In 2023, Tulong Pangkalusugan served twenty-four (24) patients through partner hospitals in Metro Manila. This partnership provided referrals and financial support to cover the patients' surgical and medical needs. A noteworthy accomplishment of the project was the inclusion of Manila Doctors Hospital as a new partner in the same year.

### **Bantay Kalikasan (BK)**

Bantay Kalikasan (BK), began as a radio program on DZMM, tackling environmental problems raised by listeners. Launched in 1998, the Foundation's environmental advocacy arm boasts a rich history of executing projects dedicated to protecting and enriching the Philippines' natural environment. Through dynamic collaboration across various sectors, BK has undertaken major initiatives following a ridge-to-reef approach. These initiatives include rehabilitating the La Mesa Watershed and Ecopark, advocating responsible waste disposal through Bantay Baterya and Bantay Langis, and engaging communities through citizen science for the protection of the Verde Island Passage and other vital biodiversity hotspots. Bantay Kalikasan envisions a Philippines where communities co-exist harmoniously with the environment and citizens are highly involved and engaged in its protection and conservation.

Today, BK continues to advocate for the Filipinos' greener futures through the following major projects:

#### ***La Mesa Watershed and Ecopark Management***

With the support of BK's key partners such as Metropolitan Waterworks and Sewerage System (MWSS) and Quezon City government, the Foundation continued the enrichment, protection, and maintenance of the La Mesa Watershed and Ecopark. Being the sole remaining forest of its size in Metro Manila, the La Mesa Watershed has been a focal point of BK's ongoing reforestation efforts. Over the years, BK restored La Mesa's forest cover to 89% (from 25% at the start of its engagement) and rehabilitated the facilities and amenities within the Ecopark. The Watershed and Ecopark continued to serve as the Filipinos' recreational space, welcoming 5,090 visitors engaged in hiking, biking, and nature appreciation activities.

In 2023 alone, the BK team and its partners planted 96,520 native trees, spanning 241.3 hectares in the La Mesa Watershed. The La Mesa Foresters have also actively nurtured the growth of the 508 hectares of young saplings. The La Mesa Ecopark also became a hub for fostering environmental engagement. Remarkably, it hosted eight (8) employee engagement events with 400 participants, conducted twenty-three (23) Plant-a-Seed and Germination initiatives within La Mesa, and involved over 1,000 participants.

***Bantay Baterya, Bantay Langis, and Waste Electrical and Electronic Equipment (WEEE) Collection Project***

These projects involve recovering and properly recycling used lead-acid batteries, used oil, and all electrical and electronic waste from partner companies. The monetary value generated from these projects was used to fund BK's environmental undertakings and operations.

***SEA INSTITUTE***

SEA Institute promotes the SEA VIP, which means Science, Education, and Advocacy for the Protection of the Verde Island Passage (SEA VIP). This project strives to promote science-based conservation in key communities within the five provinces in the VIP - Batangas, Occidental Mindoro, Oriental Mindoro, Marinduque, and Romblon. The SEA Institute plays a significant role in capacity-building and addressing the challenges of sustainable economic development. This gave rise to initiatives such as the Citizen Science Program and Environment, Conservation and Outdoor Camps (Eco Camps) by SEA VIP.

Citizen Science Program. SEA Institute's Citizen Science Program aims to empower coastal communities with the knowledge and skills to collect critical information on the health of the reef, seagrass, and mangrove ecosystems. The Citizen Science Coral Reef Monitoring project, funded by the United States Agency for International Development (USAID) Philippines through Gerry Roxas Foundation's INSPIRE project, completed its first year of a three-year program. The initiative seeks to engage stakeholders in environmental conservation and governance through Citizen Science, empowering them to conduct assessments that were previously limited to trained scientists and practitioners. It recently rolled out reef monitoring workshops using the ALWAN method in eleven sites across Batangas, Romblon, and Oriental Mindoro. Meanwhile, the Mangrove and Seagrass Citizen Science Monitoring project has completed its phase 2 and 3 workshops in two communities in Batangas, attended by twenty (20) community citizen scientists who underwent training on digital tools and mangrove satellite maps.

EcoCamps by the SEA. In a mission to educate coastal communities about the VIP's global significance, BK organized two EcoCamps this year. The first focused on Marine Ecosystem and Verde Island Passage biodiversity, benefiting fifteen grade school students. The second EcoCamp, funded by Sun Life Foundation, was centered on Mangrove Environmental Education through the integration of mangrove education materials in the school curriculum, and thirty-two (32) teachers from Sorsogon attended.

***BK'S COLLABORATIVE EFFORTS***

BK also collaborated with its sister programs to facilitate a more streamlined response to environmental challenges and their impact on communities. In collaboration with Sagip Kapamilya, BK extended assistance to five (5) barangays in Oriental Mindoro by providing relief goods, protective equipment, and oil spill booms in response to the Mindoro oil spill. Diversifying its commitment to community recovery and resilience, BK also collaborated with Bantay Bata 163 via Project MIND and Gerry Roxas Foundation in offering mental health and psychological support to over nine hundred (900) individuals in the same municipality.

## **Sagip Kapamilya (SK)**

Established in late 2004, Sagip Kapamilya primarily functions in response to the country's susceptibility to natural calamities and disasters through a wholistic disaster risk reduction framework. As ALFKI's disaster risk reduction and management arm, the program provides emergency assistance to communities, including relief operations and rehabilitation projects. SK also works with partners to better understand risks, strengthen risk governance and management, invest in disaster reduction, and enhance disaster preparedness and response.

In 2023, SK reached the most vulnerable communities and continued to complement government efforts in capacitating communities for disaster preparedness and resiliency. The program served 21,613 families by distributing food packs and hygiene kits to alleviate the impact of emergencies such as typhoons, landslides, earthquakes, fire incidents, volcanic activities, and oil spill. Also, around 10,685 individuals received support through dental and medical missions, donations from special operations, gift-giving initiatives, and training programs.

In collaboration with local government units, SK also conducted Disaster Risk Reduction and Management (DRRM) training sessions tailored to high-risk areas and the disasters LGUs typically weather. This year, around 200 participants attended these trainings held in disaster-prone provinces, including Northern Samar, Camarines Sur, and Leyte.

Under SK's Livelihood and Rehabilitation Program, the Legacy Project has successfully turned over three multi-purpose and disaster-resilient buildings to three communities: 1) Lianga, Surigao del Sur, 2) Barbaza, Antique, and 3) Marawi, Lanao del Sur. As a strategic move of disaster preparedness and response, SK partnered with Fujitsu Japan for the construction of a solar-powered potable water system that benefitted sixty-three (63) houses in Sitio Gilun, Barangay Marilog, Davao City. Moreover, SK also established a barangay health station for the community of Barangay Campatud in Loon, Bohol.

## **Programa Genio (PG)**

Launched in 2012, ALFKI's educational advocacy arm operates as a school development program. Program Genio's primary objective is to provide continuing assistance to re-establish schools as institutions where children are nurtured and empowered to define their own path towards a full and productive life. For senior high school students and Alternative Learning Education (ALE) learners, the program strives to impart the knowledge, values, and skills necessary for them to become worthy and caring individuals and responsible citizens. Aligned with this vision, PG collaborates with the school divisions of the Department of Education (DepEd) and maintains ongoing partnerships with private-sector donors committed to school development.

In 2023, nearly two thousand (1,910) teachers from adopted schools' junior high, senior high, and ALE programs underwent various training sessions. These sessions were aimed at assisting them in building emotional resilience and coping with the requirements of different learning modalities brought about by the pandemic. Concurrently, PG collaborated with DepEd schools' division offices to strengthen partner institutions' senior high school programs, which aims to ensure the overall career readiness of students. In the same year, more than two thousand (2,083) Grade 10 to 12 students underwent career coaching, guiding them in selecting their academic tracks, strands, and subjects.

The program also continued installing Community Learning Hubs, which served as repositories for learning materials. These hubs facilitate continuous learning outside of schools without internet access. Also, to support the implementation of senior high school tracks and strands such as arts and design and agri-fishery arts, PG provided necessary equipment to empower students to refine their skills before undertaking national certification tests.

Furthermore, funds from donors supported the procurement of computer units, tablets, and technical vocational learning (TVL) materials, which were turned over to PG's adopted schools in Sorsogon, Bohol, Romblon, and Palawan. PG also coordinated with the Department of Science and Technology (DOST) for the installation and

usage of Science and Technology Academic and Research-Based Openly Operated Kiosks (STARBOOKS), an information source designed for those with limited or no access to Science and Technology (S&T) information resources. The program remains committed to installing more STARBOOKS in its target provinces for the year 2024.

### **Integrated Area Development (IAD)**

Integrated Area Development (IAD) embodies ALKFI's sustainable livelihood advocacy. IAD's strategy involves building community capacity towards governance, leadership, stewardship, and community-based social enterprise (CBSE) development and management. This bottom-up approach with grassroots communities is a purposive move to encourage localized participation and better sustainability of development projects for a more lasting impact.

In 2023, the IAD team, with the help of its partners, journeyed with twenty-eight (28) communities in the areas of Marikina, Batangas, Romblon, Sorsogon, Samar, Leyte, Biliran and Iloilo.

Notably, more than twenty-six (26) livelihood and community development trainings were conducted to enrich knowledge and skills of leaders, members of associations, cooperatives and people's organizations. These training sessions also aimed to cultivate their disposition as they establish their own development programs.

The program's 2023 milestones include 1) the turnover of Tulay sa Tibo Phase 2 in collaboration with Sun Life Foundation; 2) the "Journey of the Heart," an experiential tour that showcased ecotourism sites in partner communities including Samar, Leyte, and Lobo in Batangas; 3) and the implementation of CBSE Trainings, which offered economic development support to twenty-eight (28) CBSEs in Taal and Biliran through capacity and network building.

### **ALKFI's Vision for 2024 & Beyond**

As the year ventures into 2024, ALKFI gazes towards its future with immense hope and dedication. The Foundation maintains its commitment to embody the sense of collaboration through its programs dedicated to protecting children, preserving the environment, supporting families, promoting education, and capacitating communities. With the invaluable support of partners, donors, volunteers, and fellow Kapamilyas, ALKFI stands confident that it can continue to champion its pillar advocacies and build a nation where every individual thrives. At the heart of the Foundation's purpose lies its vision of empowering more people from the ground up, ensuring that its endeavors are deeply rooted in the needs and values of every Filipino.

**On our Sustainability Report, please refer to the following links for the full report:**

<https://www.abs-cbn.com/sustainability>

<https://www.abs-cbn.com/governance/reports/sustainability-report/2023-sustainability-report/id-176>

## **1.7. Principal Competitive Strengths of the Company**

### **Diversified businesses**

ABS-CBN is considered one of the Philippines' leading media and entertainment companies, with services and offerings across different platforms, demographics, and geographies. The Company delivers diversified revenues, including advertising, subscriptions, box-office sales, syndication, licensing, and distribution.

The Company provides satellite, IPTV, OTT, and cable programs and services internationally to over 3 million viewers in North America, the Middle East, Europe, Japan, Australia, Canada, and other countries in Asia.

The Company's portfolio includes subsidiaries focused on feature film production, music, cable, and satellite channels, television production, content distribution, creative development, various online assets, live events, and artist management.

## **An experienced management team**

ABS-CBN's management is comprised of highly experienced professionals with significant track records in the media and entertainment sector. Key senior officers have worked within the industry for at least ten years.

## **Growth strategy**

The Company continues to focus on creating compelling content and stories for domestic and overseas markets and platforms through partnerships and collaborations. With an emphasis on generating maximum value for its content and products, the Company continues to monitor shifts in technology, audience behavior, and industry demand as it expands its digital and international businesses while continuing to invest in content and story-generation capabilities.

### **1.8. Key Strategies and Objectives**

As an organization, ABS-CBN affirms its mission of serving Filipinos and its stakeholders worldwide. The Company is driven to pioneer, innovate and adapt as it provides information, news, and entertainment that connects Filipinos and their community - wherever they may be. ABS-CBN is firmly committed to pursuing excellence. The critical elements of its business strategy are:

***Building on our core strength in content creation.*** While the technology, the production process, and the medium used to access content evolve, ABS-CBN's ability to create quality content that touches, inspires and empowers its viewers must remain constant. The Company will continue building on its core strength in content creation and talent development.

***Anytime, anywhere, on any device, in any medium.*** As ABS-CBN's audience expands worldwide and demands greater control over how and when they consume content, the Company will provide access to its content across the broadest array of platforms possible. Audiences can access ABS-CBN anytime, anywhere, in any medium.

***Maintain a solid fiscal position and deliver value to our stakeholders.*** The Company will optimize synergies across its businesses. In addition, the Company will consciously operate more efficiently and cost-effectively as it delivers more excellent value to its customers, clients, partners, and shareholders.

### **1.9. Transactions with Related Parties**

For a detailed discussion of ABS-CBN's related party transactions, refer to Note 24 of the Company's 2023 audited consolidated financial statements.

Except for related party transactions discussed in the accompanying notes to the Company's 2023 audited consolidated financial statements, there have been no material transactions during the past two (2) years, nor is any material transaction presently proposed to which the Company was or is to be a party in which any director, executive officer of the Company, or a security holder of more than 10% of the Company's voting securities, any relative or spouse of any such director or executive officer or owner of more than 10% of the Company's voting securities had or is to have a direct or indirect material interest.

Furthermore, there have been no material transactions during the past two (2) years, nor is any material transaction presently proposed, between the Company and parties that fall outside the definition of "related parties" under PAS 24 *Related Party Disclosure – Key Management Personnel*, but with whom the registrants or its related parties have a relationship (e.g., former senior management of the Company or other parties who have some other former or current relationship with the Company) that enables the parties to negotiate terms of material transactions that may not be availed from other, more clearly independent parties on an arm's length basis.

### **1.10. Risks Relating to the Company**

The Company's results may be negatively affected by global and domestic events, and possible adverse economic conditions in the Philippines and abroad. Its operations depend on its ability to sell airtime for advertising, to sell various goods and services to consumers, and to collect subscription fees from its subscribers. Historically, the advertising industry, relative to other sectors, has been susceptible to the general condition of the economy. Also, the ability of consumers to pay for the Company's services or goods depends on their disposable income at any given time and access to retail outlets. Consequently, the Company's business may be affected by the country's economic condition and the territories where it conducts its business.

ABS-CBN's Board of Directors and management are mindful of the potential impact of various risks on the Company's ability to operate a viable business. Strategy formulation and decision-making always consider these potential risks, and the Company ensures that it takes all the steps necessary to minimize, if not eliminate such risks. ABS-CBN provides that it has the proper control systems in place and, to the extent possible, adopts global best practices to identify, assess, analyze, and mitigate market, operating, financial, regulatory, community, reputational, and other risks.

The Risk Management Committee, formed in March 2010, takes over from the Audit Committee the oversight responsibility for enterprise risk management (ERM).

### **2. Properties**

The company's properties consist of production, distribution, playout, and office facilities, the majority of which the Company owns. Playout and studio operations are conducted in the 44,000-square-meter ABS-CBN Center at Sgt. Esguerra Avenue corner Mother Ignacia St. Quezon City.

The center consists of several buildings, one of which is a fifteen (15)-story building known as the Eugenio Lopez Jr. Communications Center (ELJCC). ELJCC houses the company's corporate offices and subsidiaries.

Various television studios, sound recording studios, and other television production facilities are interspersed in the compound. ELJCC has a gross floor area of approximately 108,000 square meters and a total office space of about 58,000 square meters. The ground floor is leased to various businesses, including banks and clinics. The broadcast center also houses the Company's other buildings and properties.

The main building currently houses the Company's TV Production and News and Current Affairs. The Technical Operations Center and several studios and soundstages are also located in the main building, which was completed in 1968.

In 2020, the Company agreed with its existing lenders to create a mortgage and security interest over real properties and equipment in Mega Manila. ABS-CBN also owns real estate properties in various parts of the country.

### **3. Legal Proceedings**

For the past (five) 5 years, the Company has not been a party in any legal proceedings which involved a claim for damages in an amount, exclusive of interest and cost, exceeding 10% of the current assets of ABS-CBN.



## PART II - SECURITIES OF THE REGISTRANT

### 1. Market Information for Issuer's Common Equity and Related Stockholder Matters

The Company's common shares have been listed on the PSE since 1992. The Philippine Depositary Receipts (PDRs) were listed in 1999. Common shares may be exchanged for PDRs. The common shares (PSE: ABS) closed at Php4.62, while the PDRs (PSE: ABSP) closed at PHP4.60 on December 31, 2023.

#### High and Low Share Prices

		ABS		ABSP	
		High	Low	High	Low
2023	First Quarter	8.35	7.00	7.90	6.90
	Second Quarter	8.00	6.10	7.47	5.11
	Third Quarter	6.53	3.10	6.06	2.03
	Fourth Quarter	4.75	3.40	4.60	3.20
2022	First Quarter	8.00	7.03	8.60	7.50
	Second Quarter	13.32	7.84	13.46	8.50
	Third Quarter	13.20	8.70	12.70	9.00
	Fourth Quarter	14.26	11.34	13.48	10.92
2021	First Quarter	15.00	10.80	14.50	10.00
	Second Quarter	13.40	10.70	13.08	10.10
	Third Quarter	14.60	10.82	13.96	10.36
	Fourth Quarter	16.48	12.40	15.50	11.70
2020	First Quarter	24.85	14.8	20.2	13.30
	Second Quarter	18.38	13.9	17.9	13.02
	Third Quarter	16.14	6.66	15.4	6.37
	Fourth Quarter	16.86	6.98	14.58	6.80
2019	First Quarter	25.30	20.00	22.00	18.24
	Second Quarter	20.85	16.80	19.56	16.34
	Third Quarter	22.00	17.06	20.00	16.72
	Fourth Quarter	19.56	14.80	18.78	13.52

### 2. Holders

The number of shareholders of record as of December 31, 2023, was 5,191. Common shares issued as of December 31, 2023, were 899,848,111. Preferred Shares outstanding as of December 31, 2023, were 1,000,000,000.

As of December 31, 2023, the foreign equity ownership of ABS-CBN is at 0%.

### Top 20 Common Shares Stockholders

As of December 31, 2023, the Top 20 stockholders of ABS-CBN own an aggregate of 888,302,735 or 98.72% of issued common shares.

	STOCKHOLDERS NAME	CITIZENSHIP	RECORD/ BENEFICIAL	TOTAL SHARES	%
1	LOPEZ, INC.	PH	Record	502,256,308	55.82%
2	PCD NOMINEE CORPORATION	PH	Record	377,422,295	41.94%
3	ABS-CBN FAO VARIOUS PARTICIPANTS OF SPP1 AND SPP2	PH	Record	2,291,245	0.25%
4	CHAN, JOSE MARI LIM	PH	Record	1,257,130	0.14%
5	CHING TIONG KENG	PH	Record	1,111,500	0.12%
6	ABS-CBN FOUNDATION, INC.	PH	Record	780,995	0.09%
7	TOWER SECURITIES, INC. A/C IGODED11	PH	Record	600,000	0.07%
8	CREME INVESTMENT CORPORATION	PH	Record	417,486	0.05%
9	FG HOLDINGS	PH	Record	386,270	0.04%
10	CHENG, CHARLOTTE C.	PH	Record	340,000	0.04%
11	LA SUERTE CIGAR & CIGARETTE FACTORY	PH	Record	205,000	0.02%
12	ALBERTO G. MENDOZA &/OR JEANIE MENDOZA	PH	Record	168,250	0.02%
13	CHUA, MIMI	PH	Record	162,390	0.02%
14	LOPEZ, MANUEL M.	PH	Record	146,186	0.02%
15	MAJOGRAJO DEV. CORPORATION	PH	Record	140,700	0.02%
16	ANTONINO T. AQUINO &/OR EVELINA S. AQUINO	PH	Record	129,470	0.01%
17	CHUNGUNCO JR., LEONCIO N.	PH	Record	126,000	0.01%
18	DE CASTRO, NOLI	PH	Record	125,880	0.01%
19	MA. JOSEFINA G. BELMONTE &/OR FELICIANO R. BELMONTE JR.	PH	Record	120,000	0.01%
20	HUANG, HELEN	PH	Record	115,000	0.01%
	<b>SUBTOTAL TOP 20 STOCKHOLDERS</b>			<b>888,302,735</b>	<b>98.72%</b>
	OTHERS			11,545,376	1.28%
	<b>TOTAL</b>			<b>899,848,111</b>	<b>100.00%</b>

### Top 20 Preferred Shares Stockholders

As of December 31, 2023, the Top 20 stockholders of ABS-CBN's preferred stock are as follows:

RANK	NAME	CITIZENSHIP	RECORD / BENEFICIAL	NO. OF SHARES	%
1	LOPEZ, INC.	Filipino	Record	987,130,246	98.71%
2	TOWER SECURITIES INCORPORATED	Filipino	Record	4,431,583	0.44%
3	CITIBANK NA FAO MAYBANK ATR KIM ENG CAPITAL PARTNERS INC. TRUST DEPT. AS INV. MGR	Filipino	Record	2,244,787	0.22%
4	MANUEL M. LOPEZ &/OR MA. TERESA L. LOPEZ	Filipino	Record	1,830,550	0.18%
5	ABACUS SECURITIES CORPORATION	Filipino	Record	1,426,176	0.14%
6	VALUE QUEST SECURITIES CORPORATION	Filipino	Record	662,020	0.07%
7	GLOBALINKS SEC. & STOCKS, INC.	Filipino	Record	297,081	0.03%

8	MAYBANK ATR KIM ENG SECURITIES, INC.	Filipino	Record	182,083	0.02%
9	NOLI DE CASTRO	Filipino	Record	161,469	0.02%
10	ASIASEC EQUITIES, INC.	Filipino	Record	136,675	0.01%
11	BELSON SECURITIES, INC.	Filipino	Record	128,905	0.01%
12	PCCI SECURITIES BROKERS CORPORATION	Filipino	Record	124,848	0.01%
13	RICKY SEE ENG HUY	Filipino	Record	103,901	0.01%
14	MERIDIAN SECURITIES, INC.	Filipino	Record	93,133	0.01%
15	EDMOND T. AGUILAR	Filipino	Record	71,961	0.01%
16	LEONARDO P. KATIGBAK	Filipino	Record	66,702	0.01%
17	KRIS AQUINO	Filipino	Record	64,136	0.01%
18	IMPERIAL, DE GUZMAN, ABALOS & CO., INC.	Filipino	Record	56,641	0.01%
19	BENJAMIN CO CA & COMPANY, INC.	Filipino	Record	54,452	0.01%
20	ORIENTAL ASSURANCE CORP.	Filipino	Record	48,102	0.01%
	Subtotal of Top 20 Stockholders			999,315,451	99.93%
	Others			684,549	0.07%
	<b>Total No. of Shares</b>			<b>1,000,000,000</b>	<b>100.00%</b>

### 3. Dividends

The declaration and payment of dividends are subject to certain conditions under the Company's existing long-term loan agreements with various banks.

#### Stock Dividend (Per Share)

No stock dividend has been declared since July 2, 1996.

#### Cash Dividend (Per Share)

Amount	Share	Declaration Date	Record Date	Payment Date
₱0.60	Common	March 28, 2001	April 25, 2001	May 25, 2001
₱0.64	Common	July 21, 2004	July 24, 2004	August 10, 2004
₱0.45	Common	March 28, 2007	April 20, 2007	May 15, 2007
₱0.83	Common	March 26, 2008	April 30, 2008	May 27, 2008
₱0.90	Common	March 25, 2009	May 5, 2009	May 29, 2009
₱1.11	Common	March 11, 2010	March 31, 2010	April 29, 2010
₱2.10	Common	March 4, 2011	March 25, 2011	April 19, 2011
₱0.80	Common	March 30, 2012	April 25, 2012	May 22, 2012
₱0.40	Common	April 23, 2013	May 10, 2013	June 6, 2013
₱0.004	Preferred	January 30, 2014	February 14, 2014	February 28, 2014
₱0.60	Common	March 27, 2014	April 16, 2014	May 7, 2014
₱0.60	Common	March 5, 2015	March 20, 2015	April 30, 2015
₱0.004	Preferred	April 24, 2015	May 11, 2015	May 18, 2015
₱0.75	Common	March 18, 2016	April 11, 2016	April 29, 2016
₱0.004	Preferred	May 05, 2016	May 20, 2016	June 7, 2016
₱1.04	Common	February 22, 2017	March 8, 2017	March 22, 2017
₱0.004	Preferred	February 22, 2017	March 8, 2017	March 22, 2017
₱0.92	Common	February 22, 2018	March 8, 2018	March 22, 2018
₱0.004	Preferred	February 22, 2018	March 8, 2018	March 22, 2018
₱0.55	Common	February 28, 2019	March 14, 2019	March 26, 2019
₱0.004	Preferred	February 28, 2019	March 14, 2019	March 26, 2019

There were no cash dividends declared from 2020 up to 2023.

#### **4. Recent Sales of Unregistered or Exempt Securities, Including Recent Issuance of Securities, Constituting an Exempt Transaction**

On February 28, 2013, the Company issued One Billion Preferred Shares at an issue price of ₱0.20 per share through a rights offering solely to its stockholders. No underwriters were involved in the offer, and no commission or remuneration was paid in connection with the offer. The offer and issuance of the Preferred Shares is an exempt transaction under Section 10.1 (e) of the Securities Regulation Code since the securities were offered and sold to the Company's stockholders exclusively, and no commission or remuneration was paid in connection with the offer and sale of the securities.

On June 5, 2013, the Company issued 57,836,900 Common Shares to ABS-CBN Holdings Corporation at an issue price of ₱43.125 per share. The offer and issuance of the said Common Shares is an exempt transaction under Section 10.1 (k) of the Securities Regulation Code since the securities were sold to fewer than twenty (20) persons in the Philippines during any twelve months. On June 25, 2013, Lopez, Inc. subscribed to 34,702,140 Common Shares at a subscription price of ₱43.225 per share. The offer and issuance of the said Common Shares is an exempt transaction under Section 10.1 (k) of the Securities Regulation Code since the securities were sold to fewer than twenty (20) persons in the Philippines during any twelve months.

The SEC has approved the Registration Statement for issuing the additional Common Shares.

On February 22, 2017, the Board of Directors approved an Employee Stock Purchase Plan and an Executive Stock Purchase Plan. The ABS-CBN Employee Stock Purchase Plan was offered to rank-and-file employees, technical specialists, and Internal Job Market members with at least one (1) year tenure in January 2018. The maximum number of ABS-CBN common shares a participant under this plan may subscribe to is 2,000 shares. The subscription price was PHP29.50, a 15% discount on the closing price as of the offer date. The subscription price will be paid in five (5) years. The Executive Stock Purchase Plan was offered to managers, artists, and members of the Board of Directors with at least one (1) year tenure. Managers and artists can subscribe to a maximum of shares equivalent to 2.5 months of their monthly salary or income. Members of the Board of Directors can subscribe to up to 100,000 shares. The subscription price for the first 2,000 shares was PHP29.50, a 15% discount on the closing price as of the offer date.

There was no discount on the subscription price for the shares subscribed in excess of 2,000 shares. The subscription price will be paid in 5 years. The stockholders unanimously approved the Employee Stock Purchase Plan and Executive Stock Purchase Plan on April 6, 2017, and the Securities and Exchange Commission (SEC) resolved that the issuance of said shares is exempt from the registration requirement, under Section 10.2 of the Securities and Regulation Code, on September 28, 2017. From January 22, 2018, to February 9, 2018, the Parent Company offered shares to qualified employees and executives under the ESPP and the Executive Stock Purchase Plan. As of February 22, 2018, the Company accepted a total subscription of 11,391,500 common shares from participants. As of March 31, 2023, a total of 41,440 were fully paid by the participants. The total withdrawn shares up to March 31, 2023 is 11,350,060 common shares which reverted to the Company as part of its unissued common shares.

On December 18, 2020, the Board of Directors approved the ABS-CBN Stock Purchase Plans and Stock Grant Plans. The ABS-CBN Stock Purchase Plan 1 (SPP1) was given to employees who agreed to a pay reduction from September 2020 until February 2021. The ABS-CBN Stock Purchase Plan 2 (SPP2) was given to employees who agreed to a pay reduction from March to December 2021. The subscription price is based on the 45-day preceding volume weighted average price as of May 31, 2021. The ABS-CBN Stock Grant Plans were given to employees who were promoted anytime between September 2020 to December 2021 and who did not receive any salary adjustment for the period. The stockholders unanimously approved the Employee Stock Purchase Plan and Executive Stock Purchase Plan on February 2, 2021, and the Securities and Exchange Commission (SEC) resolved that the issuance of said shares is exempt from the registration requirement, under Section 10.2 of the Securities and Regulation Code, on December 9, 2021. The Philippine Stock Exchange approved listing 19,150,319 shares for the SPP1 & SPP2 on August 25, 2022, and 8,534,000 shares for Stock Grant on October 6, 2022.

### PART III. FINANCIAL INFORMATION

#### 1. Management's Discussion and Analysis of Financial Condition and Results of Operations

The Management's Discussion and Analysis of Financial Condition and the Results of Operation for the past three fiscal years are attached hereto as **Annex A**.

#### Key Performance Indicators

Ratios	2023	2022	Formula
Current Ratio	0.41	0.82	Current Assets/Current Liabilities
Net Debt-to-Equity Ratio	1.71	1.38	Interest-bearing loans and borrowings less Cash and Cash equivalent/ Total Stockholders' Equity
Asset-to-equity ratio	5.75	4.37	Total Assets/ Total Stockholders' Equity
Interest rate coverage ratio	(10.44)	(1.06)	EBIT/ Interest Expense
Return on Equity	(139.03%)	(23.08%)	Net Income/ Total Stockholders' Equity
Return on Assets	(24.17%)	(5.28%)	Net Income/Total Asset
Profitability Ratios:			
Gross Profit Margin	19.75%	16.09%	Gross Profit/ Net Revenue
Net Income Margin	(69.34%)	(14.21%)	Net Profit/ Net Revenue

#### Information on Independent Accountants and other Related Matters

The Company's principal accountants and external auditors are the accounting firm of SyCip, Gorres, Velayo & Company (SGV & Co.). The accounting firm of SGV & Co. has been the Company's Independent Public Accountant for the last five (5) years. There was no event in the past five (5) years where SGV & Co. and the Company had any disagreement concerning any matter relating to accounting principles or practices, financial statement disclosure, or auditing scope or procedure.

The Company has engaged SGV & Co., with Djole S. Garcia as the engagement partner, to audit the Company's books in 2023. The Company has complied with the revised SRC Rule 68, paragraph 3(b) (iv) regarding the external auditor's rotation requirements.

SGV & Co. was re-elected at the Annual Stockholders' Meeting last May 25, 2023.

The aggregate fees billed to ABS-CBN and its subsidiaries for each of the last two (2) fiscal years for professional services rendered by the external auditor are P6.4 million in 2023 and P10.3 million in 2022. The non-audit fees in 2023 amounted to P17.2 million, including tax compliance services, ASM validation procedures, and various advisory services.

The Audit Committee's Approval Policies and Procedures for the above services from SGV & Co., the external auditors, are discussed in Section IV of the Company's Manual of Corporate Governance filed with the Commission on May 26, 2017. Any Non-Assurance Service by any of the external auditors of ABS-CBN Corporation and its subsidiaries has to be approved by the Audit Committee before it is entered into or the provision of services begins. If Non-Assurance Service fees exceed the audit fees, they must be presented to the Audit Committee for approval.

## 2. Financial Statements

The Company's Statement of Management's Responsibility and Audited Financial Statements as of December 31, 2023, is in **Annex B**. Financial Statements are prepared in accordance with SRC Rule 68, as amended, and Rule 68.1.

The Schedule for Determination of Retained Earnings available for Dividend Declaration prepared in accordance with SEC Memorandum Circular No. 11 is also included in **Annex B**.

## 3. Changes in and Disagreements with Accountants on Accounting and Financial Disclosure

There are no changes in and disagreements with accountants on accounting and financial disclosure during the two (2) most recent fiscal years or subsequent interim periods.

## PART IV – MANAGEMENT AND SECURITY HOLDERS

### 1. Directors and Executive Officers

#### Board of Directors

The following are the members of the Board of Directors as of December 31, 2023:

Martin L. Lopez  
Augusto Almeda-Lopez  
Rafael L. Andrada (*Independent Director*)  
Mario L. Bautista  
Randolf S. David (*Independent Director*)  
Federico M. Garcia  
Carlo L. Katigbak  
Federico R. Lopez  
Rafael L. Lopez  
Honorio G. Poblador IV (*Independent Director*)  
Salvador G. Tirona

#### **Martin L. Lopez, Filipino, age 51** **Chairman**

Mr. Martin Lopez was appointed as a Director on April 6, 2017. He was elected Chairman of the Board on April 19, 2018, and is responsible for setting the Company's strategic direction. Before joining the Company, he was Meralco's Vice President and Chief Information Officer. He was also the President of e-Meralco Ventures, Inc. (eMVI), a wholly-owned subsidiary of Meralco. He is a graduate of Menlo College in California with a degree in Business Administration. He completed the Executive MBA Program from the Asian Institute of Management.

#### **Augusto Almeda-Lopez, Filipino, age 95** **Vice-Chairman**

Mr. Augusto Almeda Lopez became a Director on April 27, 1988, and has served as Vice Chairman since 1989. He also served as Director of the First Philippine Holdings Corporation (FPHC), First Philippine Industrial Corporation (FPIC), and ADTEL Inc. He was the Board Chairman of his family's company, ACRIS Corporation. He was an Alumnus of De La Salle College, Ateneo de Manila, and the University of the Philippines College of Law, Class 1952. He attended several Business Seminars, including the Advance Management Program at Harvard Business School in 1969.

**Carlo L. Katigbak, Filipino, age 53**  
**President and Chief Executive Officer**

Mr. Carlo L. Katigbak was appointed President and Chief Executive Officer of the Company effective January 1, 2016. Mr. Katigbak became a Director on May 5, 2016. He has more than 30 years of business experience, including financial management, business operations, corporate planning, and general management. He began his career as a financial analyst with First Pacific Capital Corporation in 1992. Joining SKY Cable in 1994 as a Corporate Finance Manager, he eventually held various positions in Corporate Planning, Provincial Operations, and Finance. In 1998, he served as the first Managing Director of Pilipino Cable Corporation. He was appointed Managing Director of ABS-CBN Interactive the following year. He led the Company's pioneering efforts in various digital services such as mobile downloads, interactive television, online advertising, and online video-on-demand. In 2005, he returned to SKY Cable as Managing Director. In 2015, he was appointed the Company's Chief Operating Officer. Mr. Katigbak holds a Bachelor of Science in Management Engineering degree from the Ateneo De Manila University and completed the Advanced Management Program at Harvard Business School in 2009.

**Rafael L. Andrada, Filipino, age 52**  
**Board Member, Independent Director**

Mr. Rafael L. Andrada was appointed as an Independent Director on May 25, 2023. Mr. Andrada previously served as First Vice President & Treasurer of Manila Electric Company from 1999-2016. Prior to that, he was the Chief Financial Officer of Benpres Holdings Corporation from 1992-1997. Corporate Governance Asia awarded him Asia's Best CFO for Investor Relations in 2012 and Asia's Best Investor Relations Professional for 2013, 2014, and 2015. He is currently an Independent Director in LMG Corp. Mr. Andrada holds a Bachelor of Science degree in Management from De La Salle University.

**Federico M. Garcia, Filipino, age 80**  
**Board Member**

Mr. Garcia has been a Director of ABS-CBN since his September 2, 1992 appointment. He was also a radio and television broadcasting consultant from January 2006. Mr. Garcia is currently the Chairman of the Programming Committee and the Compensation. Mr. Garcia was the President of ABS-CBN from 1997 to 2003. Before he was appointed President, Mr. Garcia was Executive Vice President and General Manager of ABS-CBN from 1987 to 1998. He also worked as a TV Sales Executive with ABS-CBN in 1966 until Martial Law. Before rejoining the Company in 1987, he was Executive Vice President of GMA Network, managing its marketing and programming activities. He attended the College of Business Administration at the University of the Philippines. Mr. Garcia is a recipient of various Philippine broadcasting industry awards.

**Federico R. Lopez, Filipino, age 62**  
**Board Member**

Mr. Federico Lopez has served as Director of the Company since August 25, 1999. Mr. Lopez is Chairman and Chief Executive Officer of First Philippine Holdings Corporation (FPH) and First Gen Corporation (First Gen). He is also the chairman of the Energy Development Corporation (EDC). First Gen and EDC are publicly listed power generation companies in clean and indigenous energy and are part of the FPH portfolio. He is currently the Vice Chairman of Rockwell Land Corporation. An advocate of the environment, Mr. Lopez is the Chairman of the Oscar M. Lopez Center for Climate Change Adaptation and Disaster Risk Management Foundation (The OML Center) and the Sikat Solar Challenge Foundation, Inc. The OML Center is the result of the advocacy of the Lopez family for environmental protection and public service. He is also a member of the Board of Trustees of the Philippine Disaster Resilience Foundation. Mr. Lopez is a member of the World Presidents Organization, Asia Business Council, ASEAN Business Club, New York Philharmonic International Advisory Board, Management Association of the Philippines, Philippine Chamber of Commerce and Industry, European Chamber of Commerce of the Philippines, and Makati Business Club. Mr. Lopez graduated with a Bachelor of Arts in Economics and International Relations (cum laude) from the University of Pennsylvania, U.S.A., in 1983.

**Rafael L. Lopez, Filipino, age 67**  
**Board Member**

Mr. Rafael L. Lopez was appointed as Director on May 25, 2023. He was appointed as the Company's board advisor from 2018 to 2022. Prior to that, he was the COO of ABS-CBN Global, the umbrella organization that owns the

international subsidiaries of the Group. Mr. Lopez pioneered the US operations in 1994 with the founding of The Filipino Channel, the largest and leading international multimedia distributor of Filipino news and entertainment. As COO, Mr. Lopez focused on the expansion of Global's geographical coverage, product portfolio, and philanthropic services through ABS-CBN Foundation International. In 2012, Mr. Lopez won a Communication Excellence in Organizations award from the prestigious International Association of Business Communicators Philippines for his strategic leadership and effective use of communication in rebranding the pioneering TFC. Prior to ABS-CBN, he spent 12 years working as a systems analyst for Bell Atlantic. He graduated from the San Francisco State University with a Bachelor of Arts degree in Music. He also obtained a degree in computer programming from Control Data Institute and completed the Stanford Business Executive Program for Executives in 2002.

**Mario L. Bautista, Filipino, age 70**

**Board Member and General Counsel**

Mr. Bautista has been appointed Director of ABS-CBN, effective September 2020. He is also the General Counsel of ABS-CBN and was a member of the Company's Board of Advisors from 2011 to 2020. He is also a Board Adviser of First Philippine Holdings Corporation. He is a Founding Partner of the Poblador Bautista and Reyes Law Office and has been its Managing Partner since 1999. He sits on the board of directors and is a corporate secretary in several companies. Mr. Bautista graduated with a Bachelor of Arts in Communication Arts from the Ateneo de Manila University in 1975. He obtained his Bachelor of Laws Degree from the University of the Philippines in 1979 and ranked sixth in the Bar Examinations of that year. He was a Professor of Criminal Law at the Ateneo de Manila School of Law.

**Salvador G. Tirona, Filipino, age 69**

**Board Member**

Mr. Salvador G. Tirona has served as a Director of the Company since July 28, 2010. He is the President, Chief Operating Officer, and, concurrently, Chief Finance Officer of Lopez Holdings Corporation. He initially joined Lopez Holdings Corporation as its Chief Finance Officer in September 2005 and held this position until his appointment to his current position in 2010. He was formerly a Director and the Chief Finance Officer of Bayan Telecommunications, Inc. He joined the Lopez Group in 2003 as the Chief Finance Officer of Maynilad Water Services, Inc. He holds a Bachelor's degree in Economics from the Ateneo de Manila University and a Master's in Business Administration from the same university.

**Randolf S. David, Filipino, age, 78**

**Board Member, Independent Director**

Mr. Randolf S. David is a professor emeritus of sociology at the University of the Philippines in Quezon City, where he retired as a Full Professor in 2010. He was educated at the University of the Philippines and the University of Manchester. He has published five books and has lectured extensively at various universities in the Philippines and abroad. He was a visiting scholar at the Ryukoku Buddhist University in Kyoto in 1991 and a visiting lecturer at the National Autonomous University of Mexico in 1996. In the wake of the 1986 EDSA people power revolution, he started a second career in media, hosting a multi-awarded public affairs TV talk show in the Filipino language from 1986 to 2003. His column, "Public Lives," has appeared in the Philippine Daily Inquirer since 1995. Recognized as one of the country's leading public intellectuals, he has been honored for his work in the mass media, the social sciences, and education. He is the recipient of an honorary doctorate in humanities from the Ateneo de Naga University, the Ozanam Award from the Ateneo de Manila University, and, in 2019, the Grand Prize from the Fukuoka Asian Prize of Japan. He was a member of the Board of Advisors to the Company's Board of Directors from 2011 to July 2021. He was elected as an Independent Director of the Company on July 29, 2021.

**Honorio G. Poblador IV, Filipino, age,53**

**Board Member, Independent Director**

Mr. Honorio Poblador IV has deep experience in investment banking and private equity from Credit Suisse First Boston, Morgan Stanley Private Equity, Iron Capital Management, and Rothschild. He is the Founder and Managing Partner of The Navegar Fund. He is also a Director of Asia Digital Holdings, and an independent director of Union Bank of the Philippines. He holds a Bachelor's degree in Management Economics from the Ateneo de Manila University and a Master's in Business Administration from Columbia University. He was a



member of the Board of Advisors to the Company's Board of Directors from 2014 to July 2021. He was elected as an Independent Director of the Company on July 29, 2021.

## **Independent Directors of the Board**

### **The Independent Directors**

Mr. David, Mr. Poblador, and Mr. Andrada are independent of management and free from any business or other relationship which could or could reasonably be perceived to, materially interfere with their exercise of independent judgment in carrying out their responsibilities as directors of the Company.

Specifically, Mr. David, Mr. Poblador and Mr. Andrada: (i) are not directors or officers or substantial stockholders of the Company or its related companies or any of its substantial shareholders (other than as independent directors of any of the foregoing); (ii) are not relatives of any director, officer or substantial shareholder of the Company, or any of its related companies or any of its substantial shareholders; (iii) are not acting as nominees or representatives of a substantial shareholder of the Company, or any of its related companies or any of its substantial shareholders; (iv) have not been employed in any executive capacity by the Company, or any of its related companies or by any of its substantial shareholders within the last two (2) years; (v) are not retained as professional advisers by the Company, any of its related companies or any of its substantial shareholders within the last two (2) years, either personally or through their firms; (vi) have not engaged and do not engage in any transaction with the Company or with any of its related companies or with any of its substantial shareholders, whether by themselves or with other persons or through a firm of which they are partners or companies of which they are directors or substantial shareholders, other than transactions which are conducted at arm's length and are immaterial; (vii) do not own more than two percent of the shares of the Company and/or its related companies or any of its substantial shareholders; (viii) are not affiliated with any non-profit organization that receives significant funding from the Company or any of its related companies or substantial shareholders; and (ix) are not employed as executive officers of another company where any of the Company's executives serve as directors. Mr. David, Mr. Poblador, and Mr. Andrada do not possess any disqualifications enumerated under the Code of Corporate Governance and SEC Memorandum Circular No. 19, Series of 2016.

### **Executive Officers**

The following are the officers of the Corporation as of December 31, 2023.

#### **Maria Luisa S. Alcañeses, Filipino, age 53**

##### **Data Privacy Officer**

Ms. Alcañeses has more than 25 years of IT auditing and operations experience. Before being appointed Data Privacy Officer, she was the Head of ABS-CBN's IT and Technical Audit. She was responsible for managing all application systems, reviewing IT general controls, and reviewing technical processes covering ABS-CBN and its subsidiaries. Before joining ABS-CBN in 2009, she was with an external audit firm, PricewaterhouseCoopers (PWC), in Dublin, Ireland, as a Systems Process Assurance Manager, where she was the lead manager for the TICE (Technology, Information, Communication, and Entertainment) industry. She graduated from the University of Santo Tomas with a B.S. in Mathematics, majoring in Computer Science. Among her global certifications are Certified Data Privacy Solutions Engineer (CDPSE), Certified Ethical Hacker (CEH), Certified Information Systems Auditor (CISA), and Certified in Risk and Information Systems Control (CRISC). She is also a member of the Advisory Council of PNP's Anti-Cybercrime Group.

#### **Maria Rosario S. Bartolome, Filipino, age 52**

##### **Head, Integrated Marketing and Customer Experience**

Ms. Bartolome is the Head of Integrated Marketing and Customer Experience. Before this, she was President & CEO of Play Innovations, Inc. (PII), ABS-CBN Themed Experiences Inc., and Head of ABS-CBN Integrated Marketing. Ms. Bartolome brings over 20 years of experience in integrated communications planning and media marketing. She is recognized locally and internationally for her innovative, cutting-edge media solutions shaping the Philippine media landscape. Before joining ABS-CBN, she was the Managing Director of Carat Philippines and Vice

President of Universal McCann Philippines. Ms. Bartolome graduated from the Ateneo de Manila University with a degree in Communication Arts. In 2016, she completed the IAAPA Attraction Managers Program and Harvard Business School's Advanced Management Program.

**Roberto V. Barreiro, Filipino, age 62**

**Chief Partnership Officer**

As Chief Partnership Officer, Mr. Barreiro leads the efforts to seek collaborative business opportunities with key partners. Mr. Barreiro brings with him years of experience in the broadcasting and entertainment industry, having served, among others, as Chief Operating Officer of TV5 Network, Inc., Head of the Television Group of GMA Network, Inc., President of GMA Marketing and Productions, Inc. and President of Audiovisual Communicators, Inc. (Monster Radio RX 93.1. Mr. Barreiro attended college at the University of the Philippines and De La Salle University. He also was a 2001 Ten Outstanding Young Men (TOYM) Awardee for Public Service in Broadcast Media.

**Ernilda L. Bayani, Filipino, age 54**

**Head, Human Resources and Organization Development**

Ms. Bayani has been the Company's Head of Human Resources and Organization Development since 2019. As Head, Ms. Bayani drives the division's strategic initiatives to ensure alignment with corporate strategies. Ms. Bayani has over 24 years of experience in Human Resources management, handling various leadership roles in the Company and others. Her expertise in HR systems, compensation, and benefits facilitated the establishment, reviewing, and upgrading of different enterprise-wide HR Systems in the Company. Ms. Bayani graduated from the University of the Philippines with a Bachelor's Degree in Psychology. She also graduated from the University of the Philippines with a Master's Degree in Labor and Industrial Relations in 2003.

**Aldrin M. Cerrado, Filipino, age 53**

**Head, Global**

Mr. Cerrado was appointed Head of Global on February 1, 2021. Before this appointment, he was the corporation's compliance officer while concurrently serving as the Chief Financial Officer of ABS-CBN Corporation since 2013. Before joining ABS CBN on July 1, 2012, Mr. Cerrado was a Partner in SyCip Gorres Velayo & Co. He is a certified public accountant with nearly 25 years of experience in providing independent assurance on financial and non-financial information on companies in various industries, including media and entertainment. His previous roles included transaction advisory partner focused on delivering transaction support services, which included financial and commercial due diligence work and merger and acquisitions advisory work. Mr. Cerrado completed his Bachelor's in Business Administration from the University of Santo Tomas in 1991. He obtained his Master in Business Management degree, with distinction, from the Asian Institute of Management in 1998.

**Kane Errol C. Choa, Filipino, age 51**

**Head, Integrated Corporate Communications**

Mr. Choa is currently the head of the Integrated Corporate Communications of ABS-CBN. He is a communication leader with extensive experience in media and public relations. He also serves as the chair of the International Association of Business Communicators (IABC) Asia Pacific, as an adviser to the International Association of Business Communicators (IABC) Philippines, as vice president of Anak TV, and as a member of the Standards Authority of the Kapisanan ng mga Brodkaster ng Pilipinas. He writes a column for The Philippine Star and teaches part-time at the University of Santo Tomas. He obtained his Master of Science degree in Media and Communications with Merit from The London School of Economics and Political Science in 2005 as a British Chevening scholar.

**Ma. Cherrie R. Cruz, Filipino, age 54**

**Head, Legal Services**

Atty. Cherrie Cruz is the head of ABS-CBN's Legal Services. She has been with the company for 15 years, where she started as the head of the Labor, Litigation, and Intellectual Property team. Prior to joining ABS-CBN, Atty. Cruz was a partner at Soo Gutierrez Leogardo & Lee Law Offices. She was also a Patent Attorney at the Intellectual Property Office). Her litigation practice focuses on Civil, Commercial, Labor Relations, Criminal, and Intellectual Property Law. Atty. Cruz graduated with a Bachelor of Science Degree in Management, majoring in Legal

Management from Ateneo de Manila University in 1990. She obtained her Bachelor of Laws Degree (second honors) from Ateneo de Manila School of Law in 1994. In 1999, she earned a citation from the Integrated Bar of the Philippines for rendering the highest form of service to the bar. Atty. Cruz was also a part-time lecturer in Ateneo de Manila University School of Management.

**Carmela Grace C. Del Mundo, Filipino, age 52**

**Head, Internal Audit**

Carmela Grace Del Mundo is currently the head of the Internal Audit Division of ABS-CBN. She has over 25 years of experience in internal audit, finance operations, and risk management. Before her role as the Head of Internal Audit, she was the Head of Financial and Operations Audit. She was responsible for overseeing and managing the financial and operations review of ABS-CBN and its subsidiaries, Sky Cable and ABS CBN Lingkod Kapamilya Foundation. Before joining ABS-CBN, she was with Bayan Telecommunications Inc. as Audit Manager, Finance Officer at Asea Brown Boveri Inc., and Technical Staff Consultant at Sycip Gorres and Velayo and Co. She graduated from De La Salle University with a Bachelor of Arts in Asian Studies and a Bachelor of Science in Accountancy. She also completed the Advanced Management Program at the Asian Institute of Management. Carmela is a Certified Public Accountant, Certified Internal Auditor, Certified Fraud Examiner, and Forensic Accountant. She is currently a Member of the Board of Trustees and Chairperson of the Institute of Internal Auditors – Philippines Audit Committee.

**Laurenti M. Dyogi, Filipino, age 57**

**Head, TV Production**

Mr. Dyogi began his career in ABS-CBN as a production assistant in 1990, eventually becoming a TV director of shows such as Pinoy Big Brother (reality game show), Homeboy (talk show), G-Mik and Gimik (youth-oriented shows), ATBP, Ang TV (kiddie variety/educational shows). He was appointed as Business Unit Head for Production in 2005 and Head of Entertainment Production in 2012. He was also appointed as Head of Star Magic effective December 2020. He received his Bachelor of Arts and Communication, Major in Broadcasting in 1987 from the University of the Philippines Diliman, with distinction as Cum Laude. In 2017, he completed the Master in Business Administration (MBA) program at INSEAD, Singapore campus. He is a member of the Director's Guild of the Philippines and the University of the Philippines College of Mass Communication Foundation.

**Kriz Anthony Gazmen, Filipino, Age 38**

**Head, ABS-CBN Films**

Kriz Anthony Gazmen has 15 years of experience in the film industry as a producer, screenwriter, and creative director. Before being appointed Head of ABS-CBN Films, he was the Business Unit Head of Black Sheep, responsible for creating the brand, crafting and implementing strategies to capture a new audience base and creative and business direction of all its projects. Black Sheep gave the industry a new "mainstream-indie" brand that collaborates and connects filmmakers, giving them a platform to push their stories to a broader reach. He also represented ABS-CBN Films and brought its projects to international film markets and festivals. He was also selected as a participant and mentor in international film labs and collaborated with global filmmakers. Before heading Black Sheep, he was the creative director for Star Cinema, where his works as a screenwriter and producer garnered multiple awards and recognitions from award-giving bodies. He graduated from the University of the Philippines Diliman, cum laude, with a degree in Film and Audio-Visual Communication.

**Dennis Marco A. Liquigan, Filipino, age 53**

**Head, ABS-CBN Music**

Mr. Liquigan was appointed Head of ABS-CBN Music (formerly Star Music) in 2013. Before becoming Head of ABS-CBN Music, he held various positions in ABS-CBN, starting as a Researcher, then as a Segment Producer for Showbiz Lingo, an Executive Producer for The Buzz, and rising up the rank as Promo Director for Star Cinema. He graduated from the University of Santo Tomas with a Bachelor of Arts degree in Communication Arts.

**Eugenio Lopez IV, Filipino, age 43**

**Head, Digital**

Mr. Lopez is the Head of Digital of ABS-CBN Corporation. Before this appointment, Mr. Lopez spent the past four years in Sky Cable in various capacities: Customer Engineering, Project Management Office, and Program Owner

for Business Transformation. Before this, he spent four years with the Energy Development Corporation in the Information Technology Group as its IT Integration Manager, where he managed EDC's Central IT Group. He graduated with a Bachelor of Arts (BA) in Psychology and completed a Master's in Business Administration (MBA) at Notre Dame de Namur University.

**Ricardo B. Tan, Jr., Filipino, age 59**

**Group Chief Financial Officer**

Mr. Tan was reappointed as the Group's Chief Financial Officer in August 2023. He joined ABS-CBN in 2013 as the Head of Corporate Treasury and Investor Relations and served as Group Chief Financial Officer from April 2020 to March 2023. Before joining ABS-CBN Corporation, he was the Chief Financial Officer of Vista Land & Lifescapes Inc., where he was employed for over five (5) years. He has also worked for the Philippine government (International Finance Group of the Department of Finance), Philippine Airlines (finance division), Philippine Long Distance Telephone Company (in various divisions as Vice President - regulatory management, investor relations, and strategic planning), and as a consultant for the Asian Development Bank. Mr. Tan obtained his BSc. Degree in Monetary Economics from the London School of Economics in 1986 and an MBA (Finance and International Business) from the University of Chicago Booth School of Business in 1991.

**Mary Anne Francis T. Torres, Filipino, age 46**

**Head, Integrated News, and Current Affairs**

Ms. Torres has almost 25 years of journalism experience. Before being appointed Head of Integrated News and Current Affairs, she was the Head of News Production, where she was responsible for managing and overseeing the entire production operations of our news flagship program TV Patrol and TV Patrol Weekend. One of her notable achievements is the 2022 successful Halalan Marathon coverage. She started her career as a news writer for the ABS-CBN News Channel (ANC) in 1998; she was eventually promoted to Executive Producer of various news programs, including "The World Tonight" with Angelo Castro Junior and Tina Monzon Palma. In 2009, she was awarded the Benigno and Corazon Aquino Fellowship by the United States Embassy in Manila and was part of its International Visitors Leadership Program. She also handled current affairs programs, including Talkback with Tina Palma and Beyond Politics with Lynda Jumilla. In 2013, she moved to ABS-CBN as Head of Breaking News and Live Events. Concurrent with her role, she continues to work as the Managing Producer of ABS-CBN News Channel. As such, she was tasked to produce the special coverage of the Visit of Pope Francis to the Philippines in 2015 and "PILI PINAS 2016", the Presidential Town Hall Debate held in Pangasinan. At the same time, she also led the News Desk as Chief Assignment Editor from 2015-2016, deploying reporters and helping set the daily news agenda for ABS-CBN's newscasts and its cable, radio, and digital news platforms. From 2017 to 2020, she led an ecosystem of news platforms and current affairs programs, including DOCU CENTRAL, the documentary unit of ABS-CBN News. This group produced several award-winning documentaries, including "Di Ka Pasisil", a documentary on the War in Marawi, which won a Gold in the New York Festival in 2018.

Ms. Torres graduated magna cum laude from the University of the Philippines with a degree in Broadcast Communication in 1998.

**Rossana H. Trinidad, Filipino, age 60**

**Head, Integrated Sales**

Ms. Trinidad was appointed as Head of Integrated Sales in January 2020. She joined ABS-CBN Corporation in 2008 as the Head of Sales Strategic Planning. At this time, she was tasked to drive strategic revenue planning/maximization by utilizing different platforms. From 2012 to 2019, she held the position of Head of Channel 2 & Strategic Planning. For this role, she established strategic partnerships with agencies and client advertisers. Ms. Trinidad graduated from De La Salle University with a Bachelor of Science in Applied Math in 1984.

Ms. Trinidad has several years of experience in the media and advertising industry. She was previously President & CEO of ZenithOptimedia Philippines, Media Planning Director for Starcom Mediavest, and Media Director for Strategic Planning in Jimenez d'Arcy.

**Claudia Veronica G. Suarez, Filipino, age 54**

**Chief Operations Officer, Sky Cable**

Ms. Claudia Veronica Suarez has been with the Lopez Group since 1999 as part of SKY Cable Corporation and ABS-CBN. In January 2022, Ms. Suarez was appointed COO of SKY Cable Corporation, and in March 2023 was appointed President. Ms. Suarez entered the Company as Managing Director of the SKYMall Business in January 1999. Her stint was cut short as she was tapped to be part of ABS-CBN Interactive from 2000-2008. New business models were emerging then for both the mobile and web businesses. Optimizing new technologies to reach more customers for entertainment and advertising was being developed, including the launch of ABSNOW, which was the pre-cursor of IwanTFC as well as text promos for ABS-CBN Shows such as Game Ka Na Ba, Pinoy Big Brother, and Wowowin. She ended her stint as Head for Mobile and Online business in 2008 and then moved back to SKY.

Ms. Suarez served as the Head for Programming in August 2008, ensuring the cable service had the best content on cable, including the launch of HD channels and providing quality content to our cable subscribers. She developed and launched the foreign content strategy of Iwantv, ABS-CBN's linear streaming platform, with 22 linear channels and Video On Demand content from Nickelodeon, Cartoon Network, E!, Kix, AFC, and Thrill channels. In 2013, she was tasked to pioneer and drive the Direct to Home business. Despite the challenges of jumpstarting the DTH Operations, Ms. Suarez passionately built the SKYdirect, reaching 1.5 million subscribers in 2020. Concurrent to her role as Head for SKYdirect, she also led the Consumer Product Group since 2018, optimizing opportunities for growth in the broadband business nationwide

Ms. Suarez graduated with honors from the Ateneo de Manila University with a degree in Management Engineering in 1991. As a Management Trainee and eventually promoted as Brand Manager, she worked for Procter and Gamble from 1991 to 1995 handling the Shampoo and Paper Categories.

**Ma. Socorro V. Vidanes, Filipino, age 61**  
**Chief Operating Officer, Broadcast**

Ms. Vidanes was appointed Chief Operating Officer, Broadcast, on February 1, 2016. In November 2020, she was appointed concurrent Head of Creative Programs, Inc. Before this, Ms. Vidanes was Head of Free TV, Head of Channel 2 Mega Manila, and Managing Director for ABS-CBN TV Production. She has been with ABS-CBN since 1986, starting as an Associate Producer, and has since been involved in producing all types of programs – talk shows, variety, reality, games, comedy, and drama. Ms. Vidanes obtained her Bachelor of Arts in Communication Arts from the Ateneo de Manila University. She also completed the Advance Management Program at Harvard Business School in 2014.

**Paul Michael V. Villanueva Jr., Filipino, age 55**  
**Chief Risk Management Officer, Chief Compliance Officer and Head, ABS-CBN Shared Service Center**

Mr. Paul Michael V. Villanueva, Jr. has over 30 years of extensive experience in Public Accounting, Corporate Finance, Treasury Management, Debt and Equity Capital Markets, Budgeting, and Comptrollership across multiple industries. Mr. Villanueva joined ABS-CBN in 1999 and has held various key positions in finance, including the position of Head of Corporate Treasury and Compliance Officer. He is the concurrent Managing Director of ABS-CBN Shared Service Center, where he drives strategic initiatives aimed at ensuring efficient service delivery across all transactional functions in Finance and Human Resources. Mr. Villanueva graduated from the University of Santo Tomas with a degree in Bachelor of Science in Commerce, Major in Accounting. He passed the CPA Licensure examinations in 1989.

**Other Corporate Officers**

The following are the other corporate (non-executive) officers of the Company:

**Enrique I. Quiason, Filipino, age 63**  
**Corporate Secretary**

Mr. Enrique I. Quiason was appointed as Corporate Secretary in 2015. He has been the Assistant Corporate Secretary of the Company since 1993. He received a Bachelor of Science degree in Business Economics, a Bachelor of Laws degree from the University of the Philippines, and a Master of Laws degree in Securities Regulation from Georgetown University. He is a senior partner of the Law Firm of Quiason Makalintal Office. He is the corporate

secretary of FPHC, LHC, Lopez, Inc., Rockwell Land Corporation, ABS-CBN Holdings, Inc., and Sky Cable Corporation.

**Marifel G. Gaerlan-Cruz, Filipino, age 57**

**Assistant Corporate Secretary**

Ms. Gaerlan-Cruz was appointed as Assistant Corporate Secretary in 2015. She was the Head of Contracts and Corporate Services since 2006 and the Head of the Legal Services Department of the Company and its subsidiaries until August 2020. She received her Bachelor of Arts in History (cum laude) from the University of the Philippines and her Juris Doctor degree (second honors) from the Ateneo de Manila School of Law.

**Family Relationships**

Mr. Martin Lopez, Mr. Federico L. Lopez, Mr. Rafael L. Lopez, and Mr. Carlo L. Katigbak are cousins.

Mr. Martin Lopez, Mr. Federico L. Lopez and Mr. Rafael L Lopez are the uncles of Mr. Eugenio Lopez IV.

**Significant Employees**

The Company considers its entire workforce as significant employees. Everyone is expected to work together to achieve the company's goals and objectives.

**Changes in Control**

There have not been any arrangements that have resulted in a change in control of the Company during the period covered by this report. The Company is not aware of the existence of any voting trust arrangement among the shareholders.

 **Involvement of Directors and Officers in Certain Legal Proceedings**

For the past five (5) years up to April 15, 2024, the Company is not aware of any bankruptcy proceedings filed by or against any business of which a director, person nominated to become a director, executive officer, or control person of the Company is a party or of which any of their property is subject.

For the past five (5) years up to April 15, 2024, the Company is not aware of any conviction by final judgment in a criminal proceeding, domestic or foreign, or being subject to a pending criminal proceeding, domestic or foreign, of any of its director, a person nominated to become a director, executive officer, or control person, except for People of the Philippines v. Tulfo et al., a libel case filed and still pending against Eugenio Lopez III, in his former capacity as President and CEO of the Company.

For the past five (5) years up to April 15, 2024, the Company is not aware of any order, judgment, or decree not subsequently reversed, superseded, or vacated by any court of competent jurisdiction, domestic or foreign, permanently or temporarily enjoining, barring, suspending, or otherwise limiting the involvement of a director, person nominated to become a director, executive officer, or control person of the Company in any business, securities, commodities, or banking activities.

For the past five (5) years up to April 15, 2024, the Company is not aware of any findings by a domestic or foreign court of competent jurisdiction (in a civil action), the Commission or comparable foreign body, or a domestic or foreign exchange or electronic marketplace or self-regulatory organization, that any of its directors, a person nominated to become a director, executive officer, or control person has violated a securities or commodities law.

**2. Executive Compensation**

Information as to the aggregate compensation paid or accrued during the last two (2) completed fiscal years and estimated to be paid in the ensuing fiscal year to the Company's chief executive and four (4) other most highly

compensated executive officers as follows:

	2022	2023	2024E
Salaries (Guaranteed) <sup>1</sup>	187,638,870	198,022,487	210,476,212
Bonuses	-	-	-
Others: Employee Stock Plan; other cash benefits/ allowance	74,812,003 <sup>2</sup>	1,486,154	
	<b>262,450,873</b>	<b>199,508,641</b>	<b>210,476,212</b>
	Katigbak, Carlo Cerrado, Aldrin Lopez, Martin Miranda, Raymund Vidanes, Ma. Socorro	Katigbak, Carlo Cerrado, Aldrin Dyogi, Laurenti Lopez, Martin Vidanes, Ma. Socorro	

#### Managers and up

	2022	2023	2024E
Salaries (Guaranteed) <sup>1</sup>	1,222,382,474	1,125,844,766	1,187,836,851
Bonuses	-	-	-
Others: Employee Stock Plan; other cash benefits/allowance	206,685,358 <sup>2</sup>	51,372,539	
	<b>1,429,067,832</b>	<b>1,177,217,305</b>	<b>1,187,836,851</b>

<sup>1</sup> Salaries (Guaranteed) - reflect salaries, 13<sup>th</sup> and 14<sup>th</sup> months pay and taxable allowance

<sup>2</sup> This figure includes the Employee Stock Plan that allowed employees to own shares of the company as compensation for voluntary pay cuts from September 2020 to December 2021

#### Compensation of Directors

Each Board Director receives a set *per diem* amount of ₱40,000 per board meeting, and ₱20,000 per committee meeting attended. In terms of profit sharing and bonuses, the total yearly compensation of directors shall not exceed 10% of the net income before the Company's income tax during the preceding year. For 2023, the Board of Directors' fees and other compensation are included in the Summary Compensation table of Part IV, Item 2.

### 3. Security Ownership of Certain Beneficial Owners and Management

#### Security Ownership of Certain Records and Beneficial Owners as of December 31, 2023

Title Of class	Name and Address of Record Owner	Name of Beneficial Owner and Relationship with Record Owner	Citizenship	No. of Shares Held	% of Class	% of Outstanding
-------------------	-------------------------------------	----------------------------------------------------------------------------	-------------	-----------------------	---------------	------------------------

Common	Lopez, Inc. 16/F North Tower, Rockwell Business Center, Sheridan cor. United St., Mandaluyong City	Lopez, Inc.	Filipino	502,256,308	55.82%	26.44%
Common	PCD Nominee Corporation* G/F Makati Stock Exchange Bldg., Ayala Ave., Makati City	ABS-CBN Holdings Corporation	Filipino	145,684,030	16.19%	7.67%
Preferred	Lopez, Inc. 16/F North Tower, Rockwell Business Center, Sheridan cor. United St., Mandaluyong City	Lopez, Inc.	Filipino	987,130,246	98.71%	51.96%

*\*PCD Nominee Corporation is not related to the Company*

The preferred shares are voting, and every holder of preferred shares shall be entitled to one vote for each share of preferred stock held as of the established record date.

Lopez, Inc. is the holding company of the Lopez family. It is owned by the respective holding companies of the families of the late Eugenio Lopez, Jr., the late Oscar M. Lopez, the late Presentacion L. Psinakis, and the late Manuel M. Lopez. It has issued Philippine deposit receipts covering the shares in the Company registered and beneficially owned by it in favor of Lopez Holdings Corporation (formerly: Benpres Holdings Corporation).

In connection with the 2023 Annual Stockholders' Meeting, Martin L. Lopez was named and appointed to exercise the voting power of Lopez Inc.'s shares in ABS-CBN Corporation

The 145,684,030 common shares under PCD Nominees Corporation are held for ABS-CBN Holdings Corporation (ABS-CBN Holdings) and represent the underlying shares covered by Philippine Deposit Receipts (PDRs) issued by ABS-CBN Holdings. ABS-CBN Holdings is owned 59.75% by Lopez, Inc. and 40.25% by Estate of Oscar M. Lopez, Estate of Manuel M. Lopez, Salvador G. Tirona, Emmanuel S. De Dios, Benjamin R. Lopez, Jose C. Vitug, and Eugenio Lopez III. The shares in the Company registered and beneficially owned by it are covered by Philippine Depositary Receipts (PDRs), giving the holder thereof the right to delivery or sale of the underlying share. The PDRs are listed with the PSE.

In connection with the 2023 Annual Stockholders' Meeting, Martin L. Lopez was named and appointed to exercise the voting power of ABS-CBN Holdings' shares in ABS-CBN Corporation.

Other than the stockholders identified above, as of December 31, 2023, there are no other stockholders other than participants under the PCD account who own more than 5% of the voting securities.

There are no foreign shareholders.



**Security Ownership of Management as of December 31, 2023:**

As of December 31, 2023, the Company's directors and senior officers owned an aggregate of 10,499,313 shares, equivalent to 1.16% of the Company's total issued and outstanding capital stock.

<b>Title of Class</b>	<b>Stockholder Name and Position</b>	<b>Position</b>	<b>Nature of Beneficial Ownership</b>	<b>Citizenship</b>	<b>Number of Shares Held</b>	<b>Percent Held</b>
Common	Martin L. Lopez	Chairman	Direct	Filipino	1,056,950	0.12%
Common	Augusto Almeda-Lopez	Vice-Chairman	Direct / Indirect	Filipino	253,888	0.03%
Common	Mario L. Bautista	Director and General Counsel	Direct	Filipino	100	0.00%
Common	Randolf S. David	Independent Director	Direct	Filipino	1	0.00%
Common	Rafael L. Andrada	Independent Director	Direct	Filipino	1	0.00%
Common	Carlo L. Katigbak	Director, President, and Chief Executive Officer	Direct	Filipino	1,289,515	0.14%
Common	Federico R. Lopez	Director	Direct	Filipino	7,951	0.00%
Common	Rafael L. Lopez	Director	Direct	Filipino	1,000	0.00%
Common	Salvador G. Tirona	Director	Direct	Filipino	2	0.00%
Common	Federico M. Garcia	Director	Direct	Filipino	13,898	0.00%
Common	Honorio G. Poblador IV	Director	Direct	Filipino	100	0.00%
Common	Maria Luisa S. Alcaneses	Data Privacy Officer	Direct	Filipino	1,054	0.00%
Common	Ma. Rosario S. Bartolome	Head, Integrated Marketing and Customer Experience	Direct	Filipino	858,133	0.09%
Common	Ernila L. Bayani	Head, Human Resources and Organizational Development	Direct	Filipino	12,477	0.00%
Common	Aldrin M. Cerrado	Head, Global	Direct	Filipino	1,368,019	0.15%
Common	Kane Errol C. Choa	Head, Integrated Corporate Communications	Direct	Filipino	99,792	0.01%
Common	Carmela Grace C. Del Mundo	Head, Internal Audit	Direct	Filipino	245,922	0.03%
Common	Marifel G. Gaerlan-Cruz	Assistant Corporate Secretary	Direct	Filipino	0	0.00%
Common	Kriz Anthony G. Gazmen	Head, ABS-CBN Film Productions, Inc.	Direct	Filipino	75,869	0.01%
Common	Dennis Marco A. Liquigan	Head, ABS-CBN Music	Direct	Filipino	77,290	0.01%
Common	Eugenio C. Lopez IV	Head, Digital	Direct	Filipino	54,000	0.01%

Title of Class	Stockholder Name and Position	Position	Nature of Beneficial Ownership	Citizenship	Number of Shares Held	Percent Held
Common	Paul Michael V. Villanueva Jr.	Chief Risk Management Officer, Compliance Officer and Head, ABS-CBN Shared Service Center	Direct	Filipino	43,829	0.00%
Common	Mary Ann Francis T. Torres	Head, Integrated News, and Current Affairs	Direct	Filipino	11,439	0.00%
Common	Enrique I. Quiason	Corporate Secretary	Direct	Filipino	9,615	0.00%
Common	Ricardo B. Tan, Jr.	Group Chief Financial Officer	Direct	Filipino	0	0.00%
Common	Rossana H. Trinidad	Head, Integrated Sales	Direct	Filipino	9,400	0.00%
Common	Claudia Veronica G. Suarez	President and Chief Operating Officer, Sky Cable	Direct	Filipino	30,000	0.00%
Common	Ma. Socorro Vidanes	Chief Operating Officer, Broadcast	Direct	Filipino	2,494,314	0.28%
Common	Roberto V. Barreiro	Chief Partnership Officer	Direct	Filipino	592,172	0.07%
Common	Ma. Cherrie R. Cruz	Head, Legal Services	Direct	Filipino	0	0.00%
Common	Laurenti M. Dyogi	Head, TV Production	Direct	Filipino	1,891,583	0.21%
	TOTAL				10,499,313	1.16%

None of the Company's directors and management members owns 2% or more of the Company's outstanding capital stock.

- (a) The Company knows no person holding more than 5% of common shares under a voting trust or similar agreement.
- (b) No change of control in the Company has occurred since the beginning of its last fiscal year.

#### 4. Certain Relationships and Related Transactions

##### Relationships and Related Transactions / Agreements with Affiliates

For a detailed discussion of ABS-CBN's related party transactions, see Note 24 of the Company's audited consolidated financial statements, which also refers to Transactions with Related Parties of the said report.

##### Relationships and Related Transactions

For a detailed discussion of ABS-CBN's related party transactions, see the accompanying notes to the Company's audited consolidated financial statements.

Except for transactions discussed in the accompanying notes to the Company's audited consolidated financial statements, there had been no material transactions during the past two (2) years, nor is any material transaction presently proposed to which the Company was or is to be a party in which any director, executive officer of the Company, or a security holder of more than 10% of the Company's voting securities, any relative or spouse of any such director or executive officer or owner of more than 10% of the Company's voting securities had or is to have

a direct or indirect material interest.

Furthermore, there have been no material transactions during the past two (2) years, nor is any material transaction presently proposed, between the Company and parties that fall outside the definition of “related parties” under Philippine Accounting Standards (PAS) No. 24, but with whom the registrants or its related parties have a relationship (e.g., former senior management of the Company or other parties who have some other former or current relationship with the Company) that enables the parties to negotiate terms of material transactions that may not be availed from other, more clearly independent parties on an arm's length basis.

#### **Parent Company**

Lopez, Inc. is the registered owner of 78.40% of the Company's voting stock as of December 31, 2023. Lopez, Inc. is the holding company of the Lopez family. It is owned by the respective holding companies of the families of the late Eugenio Lopez Jr., the late Oscar M. Lopez, the late Presentacion L. Psinakis, and the late Manuel M. Lopez. It has issued convertible notes covering the shares in the Company registered and beneficially owned by it in favor of Lopez Holdings Corporation.

#### **Resignation of Directors Because of Disagreement with Policies**

No director has resigned or declined to stand for re-election to the Board of Directors since the date of the last annual meeting of stockholders of the Company because of a disagreement with the Company on matters relating to the Company's operations, policies, and practices.

### **PART V – CORPORATE GOVERNANCE**

ABS-CBN recognizes the importance of corporate governance in enhancing the stakeholders' interests in the Company. Its Board of Directors commits itself to the principles of good corporate governance.

The Company's corporate governance principles are contained in its Articles of Incorporation, By-Laws, Manual of Corporate Governance, and Annual Corporate Governance Report.

As an organization, ABS-CBN reaffirms its mission of serving the Filipino people and espouses that there is no dichotomy between doing good business and practicing the correct values.

Through values cascading throughout the organization, the Company has identified the core values necessary to guide its leaders and employees in formulating and making business decisions, which in the end, must always remain consistent with this mission and goal of service.

In May 2017, the Company revised its Corporate Governance Manual to comply with SEC Memorandum Circular No. 19, Series of 2016, the Code of Corporate Governance for Publicly-Listed Companies. This Manual was revised in September 2018 to comply with Integrated Annual Corporate Governance recommendations.

Pursuant to SEC Memorandum Circular No. 10, Series of 2019, the Company adopted its Related Party Transactions Policy through its Board of Directors in October 2019.

From 2018 to 2022, the Institute of Corporate Directors (ICD) recognized ABS-CBN among the top Philippine Publicly-Listed Companies in terms of corporate governance efforts in the ASEAN Corporate Governance Scorecard (ACGS) Golden Arrow Awards. The award is an assessment tool to measure if a company is managed well and complies with government regulations in 6 participating Association of Southeast Asian Nations (ASEAN) countries: the Philippines, Indonesia, Malaysia, Singapore, Thailand, and Vietnam.

## THE BOARD OF DIRECTORS

The ABS-CBN Board of Directors (the “Board”) represents the stakeholders’ interest in pursuing a successful business, including optimizing financial returns. The Board’s mission is to determine that the Company is managed in such a way as to ensure this result while adhering to the laws and rules of the jurisdictions in which it operates, observing the highest standards of corporate governance, and observing high ethical norms. The Board establishes the company’s overall goals, strategies, and policies. It strives to regularly monitor the effectiveness of management’s decisions and the execution of strategy. In addition to fulfilling its obligations for increased stockholder value, the Board has a responsibility to the Company’s customers, employees, suppliers, and the community.

Per the Company’s Articles of Incorporation, By-Laws, and Corporate Governance Manual, the Board comprises eleven (11) members elected by the shareholders during the Annual Stockholders’ Meeting. The Company has eleven (11) directors, of which three (3) are independent.

All nominations for the election of Directors by the stockholders must be submitted in writing to the Board of Directors at least thirty (30) business days before the scheduled date of the annual stockholders’ meeting. The Nomination and Election Committee reviews and evaluates the qualifications of all persons nominated to the Board and other appointments that require Board approval and assesses the effectiveness of the Board’s processes and procedures in the election or replacement of directors.

There is a mix of executive, non-executive, and independent directors on the Board. Senior management executives other than the Chief Executive Officer attend Board meetings regularly, even if they are not members of the Board. On matters of corporate governance, while the Board assumes that decisions will be made by the impartial (the previous word used is “independent”) directors, inputs to any policy formulation and discussions from directors who are employees of the Company are welcome and expected, unless the issue involves an actual conflict of interest with such directors.

For the year 2023, these directors are Martin L. Lopez, Chairman, Augusto Almeda-Lopez, Carlo L. Katigbak, Rafael L. Lopez, Federico R. Lopez, Federico M. Garcia, Salvador G. Tirona, Honorio G. Poblador IV, Mario L. Bautista, Randolph S. David, and Rafael L. Andrada.

On November 25, 2021, the Board adopted the Board’s Code of Conduct and Ethics to set forth the professional and personal ethical standards to be observed by the members of the Board, the Directors in the interests of the Company, and its stakeholders.

### **Independent Directors**

Three (3) independent directors – Mr. Poblador, Mr. David, and Mr. Andrada — are presently elected. These directors are independent of management and are free of any relationship that may interfere with their judgment. In addition, Mr. Poblador, Mr. David, and Mr. Andrada do not possess any disqualifications enumerated under SEC Memorandum Circular No. 19, Series of 2016. The Board designated Mr. Honorio Poblador IV as the Lead Independent Director.

### **Criteria for Independence for Independent Directors**

The Board assesses the independence of each director and individual nominated for election to the Board as an independent director. As part of this analysis, the Board must review and conclude whether each nominee for independent director satisfies the requirements of the rules of the SEC, the By-laws, and the Manual of Corporate Governance.

Under the Manual of Corporate Governance, independent directors (i) are not, or have not been officers or employees or substantial stockholders of the Company or its related companies, or any of its substantial shareholders (other than as independent directors of any of the foregoing); (ii) are not relatives of any director,

officer or substantial shareholder of the Company, or any of its related companies, or any of its substantial shareholders; (iii) are not acting as nominees or representatives of a substantial shareholder of the Company, or any of its related companies or any of its substantial shareholders; (iv) have not been employed in any executive capacity by the Company, or any of its related companies or by any of its substantial shareholders within the last two years; (v) are not retained as professional advisers by the Company, any of its related companies, either personally or through their firms; (vi) have not engaged and do not engage in any transaction with the Company, or with any of its related companies, or with any of its substantial shareholders, whether by themselves or with other persons, or through a firm of which they are partners, or companies of which they are directors or substantial shareholders, other than transactions which are conducted at arms-length and are immaterial; (vii) do not own more than 2% of the shares of the Company and/or its related companies, or any of its substantial shareholders; (viii) are not affiliated with any non-profit organization that receives significant funding from the Company or any of its related companies or substantial shareholders; and (ix) are not employed as executive officers of another company where any of the Company's executives serve as directors.

The Company also adopted a policy that independent directors may serve for a maximum cumulative term of 9 years, after which the independent director will be perpetually barred from re-election as such but may qualify for election as a non-independent director. If the Board wants to retain an Independent Director who has served nine years, the Board will provide a meritorious justification and seek approval from the shareholders during the Annual Stockholders Meeting. As of December 31, 2023, the Company's independent directors have served in such capacity for less than nine (9) years.

### **Selection of Directors**

The Board is responsible for screening its members and recommending them for election by the stockholders. The Chairman and Chief Executive Officer have direct input into the screening process. The full Board determines the final approval of nominees to the director position. In case of vacancies in the Board between annual stockholder meetings, the Board may elect directors to serve until the next annual meeting.

### **Board of Advisors**

The Board of Advisors was created to provide guidance to the Board of Directors. The Board of Advisors sits in all the Board Meetings. Its members are also members of the Board Committees. Maria Rosario Santos-Concio, Cynthia del Castillo, Emmanuel S. de Dios, Antonio Jose U. Periquet, and Cesar V. Purisima are the members of the Board of Advisors.

### **Separate Roles of the Chairman and President & Chief Executive Officer (CEO)**

The respective roles of the Company's Chairman, Mr. Martin L. Lopez, and President & CEO, Mr. Carlo L. Katigbak, are clearly defined to achieve an appropriate balance of power, increase accountability, and improve the Board's capacity for decision-making independent of the management.

Mr. Martin L. Lopez is responsible for the management, development, and effective performance of the Board and maintains proper governance of the Company. As Chairman of the Board, Mr. Lopez plans and organizes all the activities of the Board, including the preparation for and the conduct of Board meetings. He ensures the quality, quantity, and timeliness of the information that goes to the Board. He also oversees the formation of the Board committees and the integration of their activity with that of the Board.

The President & CEO has general charge and supervision of the business and affairs of the Company, subject to the Board. As the President & CEO, Mr. Katigbak leads Management in developing and implementing business strategies, plans, and budgets subject to Board approval. He then provides the Board and stockholders with a report on the Company's financial performance and its results of operations regularly.

## The Corporate Secretary

Mr. Enrique I. Quiason is the Company's Corporate Secretary. Under the Company's Corporate Governance Manual, the Corporate Secretary must be a Filipino Citizen. The Corporate Secretary issues notices for all board and shareholders meetings. It is required that the Corporate Secretary attends and records the minutes of all board meetings. He is also responsible for assisting the Board in preparing the meeting agenda and the Management in preparing and gathering materials/documents to be presented to the Board or shareholders. In addition, as the Corporate Secretary, Mr. Quiason takes charge of the corporate seal and records and signs, together with the President & CEO, all stock certificates and such other instruments as may require such a signature.

## Board Performance

The Board has regular monthly meetings, as much as possible, to review the performance of the Company and its subsidiaries, approve any pertinent plans, budgets, and financial statements, set management guidelines, and discuss matters requiring Board attention and approval. Any member of the Board may ask management to give special reports on and analyses of specific issues.

From January 1, 2023, to December 31, 2023, the Board had fourteen (14) meetings.

## Board Attendance at Meetings in 2023

Directors' Name	Total No. of Board Meetings	No. of Board Meetings Attended	Percentage of Attendance (%)	Attended Annual Stockholders' Meeting? (Y/N)
Martin L. Lopez	14	14	100%	Y
Augusto Almeda Lopez	14	14	100%	Y
Mario L. Bautista	14	13	93%	Y
Randolf S. David	14	14	100%	Y
Rafael L. Andrada	8	8	100%	Y
Federico M. Garcia	14	14	100%	Y
Carlo L. Katigbak	14	14	100%	Y
Federico R. Lopez	14	14	100%	Y
Rafael L. Lopez	8	5	63%	Y
Honorio G. Poblador	14	13	93%	Y
Salvador G. Tirona	14	14	100%	Y

## Continuing Education Programs and Training for Directors

The listed members of the Board attended the following pieces of training and seminars during the year 2023:

Director's Name	Training / Continuing Education FY2023
Martin L. Lopez	Lopez Group Advanced Corporate Governance Training Program (November 2023)
Mario L. Bautista	Lopez Group Advanced Corporate Governance Training Program (November 2023)
Rafael L. Andrada	Lopez Group Advanced Corporate Governance Training Program (November 2023)
Carlo L. Katigbak	Lopez Group Advanced Corporate Governance Training Program (November 2023)
Salvador G. Tirona	Lopez Group Advanced Corporate Governance Training Program (November 2023)
Federico R. Lopez	Lopez Group Advanced Corporate Governance Training Program (November 2023)

## Board Committees

The Board has established the following six (6) board committees to address any issues requiring the directors' attention:

### 1. The Programming Committee

<b>Composition</b>	Chairman, two (2) members, one (1) advisor
<b>Members</b>	Federico M. Garcia – Chairman, Augusto Almeda Lopez, and Randolf David
<b>Advisor</b>	Ma. Rosario Santos-Concio
<b>Responsibilities</b>	The Programming Committee deliberates on the programming issues and strategies of the company and is primarily a business strategy committee.

### 2. The Compensation Committee

<b>Composition</b>	Chairman, two (2) members, and one (1) advisor
<b>Members</b>	Federico M. Garcia – Chairman, Honorio G. Poblador IV and Mario Luza Bautista
<b>Advisor</b>	Antonio U. Periquet
<b>Responsibilities</b>	The Compensation Committee reviews any recommendations on bonus and incentive schemes and other compensation benefits.

### 3. The Audit Committee

<b>Composition</b>	Chairman, two (2) members, and one (1) advisor
<b>Members</b>	Honorio G. Poblador IV – Chairman, Salvador G. Tirona , and Rafael L. Andrada
<b>Advisor</b>	Cesar V. Purisima
<b>Responsibilities</b>	The Audit Committee reviews the financial reports and risks, examines internal control systems, and oversees the audit process. The Audit and Compliance Committee also selects and appoints the Company's External Auditor.

### 4. The Risk Management Committee

<b>Composition</b>	Chairman, three (3) members, and one (1) advisor
<b>Members</b>	Randolf S. David – Chairman, Rafael L. Lopez, Honorio G. Poblador IV, Rafael L. Andrada and Mario L. Bautista
<b>Advisor</b>	Cesar V. Purisima
<b>Responsibilities</b>	The Risk Management Committee oversees the formulation and establishment of an enterprise-wide risk management system, including the review, analysis, and recommendation of policies, frameworks, strategies, and systems to be used by the Company to manage risks, threats, and liabilities. The Risk Management Committee also reviews material related-party transactions. The said Committee also oversees the Company's Sustainability initiatives and practices.

### 5. The Nominations and Elections Committee

<b>Composition</b>	Chairman, two (2) members, and one (1) advisor
<b>Members</b>	Randolf S. David – Chairman, Augusto Almeda Lopez and Federico R. Lopez
<b>Advisor</b>	Emmanuel S. de Dios

<b>Responsibilities</b>	The Nomination and Election Committee reviews and evaluates the qualifications of all persons nominated to the Board and other appointments that require Board approval and assesses the effectiveness of the Board's processes and procedures in the election or replacement of directors.
-------------------------	---------------------------------------------------------------------------------------------------------------------------------------------------------------------------------------------------------------------------------------------------------------------------------------------

**6. The Corporate Governance Committee**

<b>Composition</b>	Chairman, two (3) members and one (1) advisor
<b>Members</b>	Rafael L. Andrada – Chairman, Randolph S. David, Honorio Poblador IV, and Salvador G. Tirona
<b>Advisor</b>	Atty. Cynthia del Castillo
<b>Responsibilities</b>	The Corporate Governance Committee ensures compliance with and proper observance of corporate governance principles and practices.

The Board should ensure that, through a managed and effective system, board appointments are made that provide a mix of proficient directors, each of whom can add value and bring prudent judgment to bear on the decision-making process.

Under the Company's Manual of Corporate Governance, the Nomination and Election Committee shall consider the following qualifications and disqualification of a nominee to the Board in its recommendation of such nominee for election or re-election.

*Qualifications of Director*

A director shall have the following qualifications at the time he is duly elected and qualified and throughout his term of office:

- Holder of at least one (1) share of stock of the Company;
- Personal integrity, capacity to read and understand financial statements, absence of conflicts of interest with the Company (subject to the discretion of the Board), time availability, and motivation.

*Qualifications of an Independent Director*

- An independent director shall mean a person other than an officer or employee of the Company, its parent or subsidiaries, or any other individual having a relationship with the Company that would interfere with the exercise of independent judgment in carrying out the responsibilities of a Director.
- If the independent director becomes an officer or employee of the same corporation, he shall be automatically disqualified from being an independent director.

*Disqualification and Grounds for Dismissal of Directors*

Any of the following shall be a ground for the temporary disqualification or dismissal for cause of a Director:

- Refusal to fully disclose the extent of his business interest as required under the Securities Regulation Code and its Implementing Rules and Regulations. This disqualification shall be in effect as long as his refusal persists;
- Absence or non-participation for unjustifiable reason/s for more than 50% of all meetings, both regular and special, of the Board during his incumbency, or any twelve (12)-month period during said incumbency. This disqualification applies for purposes of the succeeding election;
- Dismissal or termination from directorship in another listed corporation for cause. This disqualification shall be in effect until the director has been cleared of any involvement in the alleged irregularity;
- Conviction that has not yet become final referred to in the grounds for the disqualification of Directors.



## Directorship in Other Listed Companies

The following members of the Board are also directors of the publicly listed companies identified below.

Director	Name of Listed Company	Directorship for FY2023
Martin L. Lopez	Lopez Holdings Corporation	Vice Chairman
Federico R. Lopez	First Gen Corporation	Chairman, Executive Director
	Lopez Holdings Corporation	Chairman, Executive Director
	First Philippine Holdings Corporation	Chairman, Executive Director
	Rockwell Land Corporation	Vice Chairman
Salvador G. Tirona	Lopez Holdings Corporation	Executive Director
	ABS-CBN Holdings Corporation	Executive Director
Carlo L. Katigbak	SSI Group Inc.	Independent Director
Rafael L. Andrada	LMG Corporation	Independent Director
Honorio G. Poblador IV	Union Bank of the Philippines	Independent Director

## COMPANY POLICIES

### Code of Conduct and Conflict of Interest Policy

The Company's Code of Conduct (CoC) defines acceptable or unacceptable behaviors within the organization. It details the offenses versus the Company's or the person's property, the schedule of penalties for each violation according to its gravity, and the grievance process. It defines the roles of the different people involved in disciplinary action. The CoC covers all directors, employees, consultants, product and service providers, and anyone who acts in the name of ABS-CBN.

The CoC includes the Company's Conflict of Interest Policy. Directors are disallowed from engaging in any business that competes with or is antagonistic to that of the Company or its subsidiaries and affiliates. On the other hand, employees are expected not to have any direct or indirect financial or pecuniary interest in any business, contract, or transaction in connection with which they intervene or take part in their official capacity. In addition, employees are expected not to render services to another employer without the knowledge of higher management. They are also expected to disclose other businesses or jobs that may conflict with any existing or future undertaking of the Company.

Assisting in disseminating and implementing this Code of Conduct is the Ethics Committee, which focuses on conflict-of-interest situations. The Committee helps make decisions and clarify stands in cases of personal or professional conflict or in which the employee or the company stands to gain unfairly from an arrangement, relationship, or procedure. Essential to sound and ethical conduct is upholding common corporate and individual values disseminated through values cascading.

### Related Party Transactions Policy

The Company has adopted its Related Party Transactions Policy through its Board of Directors, pursuant to SEC Memorandum Circular No. 10, Series of 2019.

The Company's policy is to transact sales and purchases from related parties at normal market prices. Outstanding balances as of year-end are unsecured and interest-free, and settlement occurs in cash and is collectible or payable on demand. Assessment of provision for doubtful accounts relating to amounts owed by related parties is undertaken each financial year by examining the financial position of the related party and the market in which the related party operates.

Related-party transactions or reorganizations that would affect related-party transactions are reported to and reviewed by the Audit Committee. All related party transactions are reported in the Company's Annual Audited Financial Statement and Annual Company Report.

### **Dividend Policy**

The declaration and payment of dividends are subject to certain conditions under the Company's existing long-term loan agreements with various banks.

### **Disclosures and Financial Reporting**

ABS-CBN's financial statements comply with Philippine Accounting Standards and Philippine Financial Reporting Standards that, in turn, conform with International Accounting Standards.

The annual consolidated financial statements provide information on the financial condition and results of operations of the businesses of ABS-CBN and its subsidiaries. These financial statements include detailed information on the total assets, total liabilities and shareholders' equity, revenues, costs and expenses, operating income and income before tax, net income attributable to shareholders of ABS-CBN and minority interest, earnings per share, and EBITDA.

Business segment information is likewise provided for major business categories, including revenues, operating and net income, assets and liabilities, capital expenditures, and depreciation and amortization expenses.

### **Dealings in Company Shares**

ABS-CBN requires all members of the Board of Directors and principal officers to report any purchase, sale or change in their shareholdings of the Company's common shares or Philippine Depositary Receipts within three (3) trading days, in compliance with the PSE's requirement for such disclosure.

## **RISK MANAGEMENT**

ABS-CBN's Board of Directors and management are mindful of the potential impact of various risks on the Company's ability to deliver quality content across multiple platforms and, consequently, as a result of its operations, value to shareholders. In 2009, the Board of Directors Audit Committee oversaw Enterprise Risk Management.

In 2010, the newly created Risk Management Committee assumed this responsibility. At the same time, the Company's Board of Directors approved the appointment of a Chief Risk Management Officer, reporting directly to the Board of Directors. The Chief Risk Management Officer provides the overall leadership, vision, and direction for enterprise risk management by continuing to establish and implement an integrated risk management framework that covers all aspects of risk across the Company's organization and improves the Company's risk management readiness.

The Company's corporate strategy formulation and business decision-making processes always consider potential risks and the steps and costs necessary to minimize, if not eliminate, such risks. As part of its fiduciary responsibility and commitment to deliver optimum value to its stakeholders, ABS-CBN ensures that it has the proper control systems. To the extent possible, ABS-CBN adopts global best practices to identify, assess, analyze, and mitigate market, operating, financial, regulatory, community, reputational, and other risks. The Company contracted SGV (a member firm of Ernst and Young) in 2015 to assist in developing an ERM Framework and Program.

## AUDIT

### Internal Audit

The Internal Audit Division (IA Division) provides independent and objective assurance and consulting services to the Company's Board of Directors through its Audit Committee. Its primary function is to evaluate the adequacy, effectiveness, and efficiency of the Company's internal control system and recommend necessary improvements in control measures. It likewise employs an effective follow-up system to monitor the implementation of recommended controls.

The IA Division comprises people with varied specializations, most of whom are certified public accountants. It also has certified internal auditors, certified fraud examiners, certified forensic accountants, computer engineers, and trained quality assurance validators. Its Audit Analytics Team has members who have completed courses as certified data analysts.

The IA Division regularly audits the Company and its Subsidiaries based on an annual audit plan that the Audit Committee approves. Special audit projects are also undertaken based on the organization's requirements.

In 2022, the IA Division presented to the Audit Committee its audit plan, budget, updates on the status of audit projects, highlights of significant findings, implementation status of audit recommendations, and other significant audit activities.

The IA Division works closely with the Company's Risk Management and Compliance Officer.

### Report of the Audit Committee for the Year Ended December 31, 2023

The Audit Committee represents and assists the Board of Directors in fulfilling its oversight responsibilities by reviewing the:

- Reasonableness of the Company's financial statements, the efficiency of the financial reporting process, and soundness of the internal control environment;
- Objectivity, independence, and effectiveness of internal audit functions and processes;
- Qualifications, independence, and fees of the Company's external auditors concerning the annual review of the Company's financial statements; and
- Company's compliance with legal and regulatory requirements.

The roles and responsibilities of the Audit Committee are embodied in an Audit Committee Charter. In compliance with the Charter, the Audit Committee confirms that:

- The majority of the Audit Committee members are independent directors, including the Chairman;
- Quarterly meetings were held and attended by the Chairman and members of the Committee;
- The Committee reviewed and approved the internal audit scope, manpower resources, and competencies necessary to carry out the audit plan;
- The Committee reviewed the reports of the internal auditors and discussed the necessary corrective actions with the concerned management;
- The Committee reviewed the Company's internal control environment through the External Auditor's Management Letter, and Internal Audit reports on completed audit projects and found it adequate;
- The Committee reviewed the audited annual financial statements of the Company and its Subsidiaries and discussed it with management, internal auditors, and external auditors, taking into consideration that:
  - Management is responsible for the Company's financial statements and the related statements of financial condition and results of operations, and;

- SGV & Co., the external auditor, is responsible for expressing an opinion on the conformity of the Company's audited financial statements with the Philippine Financial Reporting Standards and International Financial Reporting Standards, as appropriate.

## **ROLE OF STAKEHOLDERS**

### **Customers' Welfare**

The Company is committed to delivering world-class products and services and the responsible and creative utilization of resources, especially its human resource. It fosters and promotes an environment of professionalism based on competence, self-discipline, and responsible behavior. In establishing such an environment, a set of standards of acceptable behavior in performing one's job and dealing with co-employees and the public that is consistent with corporate policies and core values is necessary.

### **Supplier/Contractor Selection and Criteria**

In dealings with suppliers and contractors, the Company abides by its Code of Conduct, which states that favoring or conniving with suppliers, customers, or any other person in consideration of kickbacks, personal rebates, or any valuable consideration is considered an offense. Company personnel who do not adhere to this policy are dealt with accordingly.

The Company, likewise, has a general policy on the conduct of its bidding process to ensure fair and honest competition. The general policy for supplier/contractor selection is available on the Company's website.

### **Environmentally Friendly Value Chain**

The Company complies with several government environmental laws through the following initiatives: re-use or recycling of effluent water (PD984 or Clean Water Act); proper disposal of busted lamps, used oil, and used/spent batteries (RA6969 or Toxic Substance and Hazardous and Nuclear Waste Control Act) and annual stack emission testing of generator sets (RA8749 or Clean Air Act). The Company saves energy at its office headquarters by installing variable frequency drives for chilled water pump operations in the centralized air conditioning system. It also has materials recovery facilities for solid waste management, which results in an average reduction of twenty-five (25) tons per year of solid waste for disposal.

The vermicomposting facilities reduce solid waste from tree and plant trimmings, and the resulting organic fertilizer is used for plant propagation. The Company uses mostly "green sealed" or "designed for the environment" chemicals for housekeeping, which reduces the health risk among cleaners. The Company also has properly labeled trashcans (reusable, biodegradable, non-biodegradable), making segregating waste easy. It also uses biodegradable trash bags.

### **Whistle Blowing Policy**

In November 2013, the Company implemented the Whistle Blowing Policy. This policy provides for and encourages employees and others to report, in good faith, any covered wrongful conduct committed by employees of which they have personal knowledge. The policy assures the employees of protection against harassment, threats, and any other form of retaliation from the persons reported. Any employee, who attempts, performs, causes, or encourages any retaliatory actions against a whistleblower and/or the whistleblower's relatives up to the fourth degree of consanguinity or affinity, will be subjected to disciplinary action and may be either suspended or dismissed without prejudice to other legal steps that the Company may take, upon showing that the motive of the said employee was due to the disclosure made whistleblower.

The Whistle Blowing Policy is a clear statement that if any covered wrongdoing by any of its employees is identified and reported accordingly, it will be dealt with through a thorough investigation and the proper imposition of accountability. To provide employees several avenues to report illegal or wrongful activities, the

policy allows reporting to any of the following: Head of Human Resources and Organizational Development, Head of Audit, Head of Legal, and employee's Division Head.

### **Creditors' Rights**

The Company complies with the debt servicing requirements of the creditors. The Company also ensures that the documentary requirements of the creditors are complete, accurate, and submitted on time.

Creditors are regularly provided with financial and operational information about the Company through regular briefings. The Company's CFO and Treasury Head update the creditors on the Company's performance periodically and when there is an immediate need. New contracts or agreements for investments, loan availments, asset disposals, mergers, acquisitions, etc., are reviewed by the Company's Legal Department to determine if certain provisions may violate existing loan covenants. In cases when certain covenants will be breached, the Treasury seeks the consent of creditors to undertake the new initiative or, when appropriate, negotiate with counterparties to remove/modify provisions that may have a consequence of breaching any loan covenants.

### **Interaction with Community**

The ABS-CBN Lingkod Kapamilya Foundation, Inc. was established to become a holistic community builder. The Foundation's pillar programs will continue to provide safe spaces for children, aid those in need, provide educational assistance to all learners, provide environmental protection, and support for sustainable livelihood. Together with multi-sectoral partners, ALFKI will continue contributing to nation-building by building resilient communities.

Moving forward in 2023, the Foundation remains aligned with ABS-CBN's commitment to serving the Filipino.

## **SUSTAINABILITY**

### **Sustainability at ABS-CBN: A Commitment to Service for a Sustainable Future**

For the Company, sustainability is its mandate to grow and operate the business in a way that leaves the world a better place. As a media and entertainment organization, the Company's mission is to serve the Filipino people by helping build a sustainable society. ABS-CBN continually adapts, innovates, and develops ways to mitigate our risks and identify social, environmental, and economic opportunities. ABS-CBN's actions are measured, and performance is measured through this lens.

For an enterprise as large and complex as ABS-CBN, many factors could materially affect its operations. Thus, failure to responsibly manage its multi-tiered operations and supply chain can negatively affect its people, customers, communities, and continued economic growth.

With this as a top priority, policies, standards, and guidelines for sustainable operations, supply chain management was created and strictly enforced in the administration of talents and employees, the acquisition, procurement, and management of needed goods and services, disposal of materials, and in the creation and dissemination of our products and services. ABS-CBN complies with local and international laws and standards and adheres to management best practices.

Sustainability is embedded at the core of the Company's business operations and is observed in every critical path of its supply chain, both upstream and downstream.

The Company's 2023 Sustainability Report can be found here:

<https://www.abs-cbn.com/sustainability>

<https://www.abs-cbn.com/sustainability/sustainability-report-2022/id-7e35b83c-eded-4812-b396-e4714e037048>

## SHAREHOLDERS' RIGHTS

The Company respects the rights of the stockholders as provided in the Corporation Code, namely:

- Right to vote on all matters that require their consent or approval;
- Pre-emptive rights;
- Power of inspection;
- Right to dividends; and
- Appraisal rights.

The shareholders, as a whole, have the right to receive timely and transparent information about the Company as may be required by laws or rules of the SEC and PSE.

### **Right to Nominate Candidates for Board of Directors**

The By-Laws of the Company allow all stockholders, including minority shareholders, the right to nominate candidates for the Board of Directors.

### **Conduct of Stockholders' Meeting**

Shareholders, including institutional shareholders, are encouraged to attend stockholders' meetings either personally or via remote communication. A written or printed notice of the annual meeting is delivered to each shareholder not less than twenty-one (21) days before the meeting date. Any stockholder entitled to vote may be represented at any regular or special meeting of stockholders by a duly executed proxy or cast their vote via electronic voting in absentia. Proxies should be in writing, properly signed, and witnessed by one party. The written proxy and the intention to vote via electronic voting in absentia shall be filed with the Office of the Corporate Secretary of the Company no later than ten (10) calendar days before the scheduled stockholders meeting.

Shareholders have the right to propose matters in the agenda of the annual meeting, provided that the proposed issues are for legitimate business purposes.

Shareholders likewise have the explicit right to probe and/or ask questions during the annual meeting. In the 2023 Annual Stockholders' Meeting, the shareholders asked several questions, which the Company answered. The minutes containing these questions and answers may be accessed at: <https://www.abs-cbn.com/investors/asm-2023/results-of-2023-asm/results-of-the-2023-annual-stockholders-meeting/id-707>. Details of attendance of shareholders, results of the voting, and the results of annual/special stockholders meetings' resolutions are disclosed in the Integrated-Annual Corporate Governance Report.

## **INVESTOR RELATIONS**

ABS-CBN fully respects shareholder rights and complies with regulatory and legal requirements that enforce and ensure such rights are respected. These requirements include due and proper notification for general meetings and provision of adequate, transparent, and timely information due shareholders.

As a publicly listed corporation, ABS-CBN is subject to reporting requirements prescribed by regulatory authorities, including the SEC and the PSE. ABS-CBN is compliant in submitting timely structured and non-structured reports and disclosure filing required by the SEC and the PSE.

ABS-CBN's Chief Financial Officer, Head of Treasury, and Head of Investor Relations meet with representatives of institutional investors and investment funds upon request and at various investor conferences throughout the year to discuss the Company's businesses, operating and financial results, business prospects, and long-term plans. Inquiries from institutional and individual investors received by regular or electronic mail are also duly acknowledged and addressed promptly and transparently.

ABS-CBN maintains an investor relations website that contains information on the history and businesses of the Company, its Board of Directors and senior management executives, financial information and reports and disclosures filed with the SEC and the PSE, share price performance and dividend history, and investor relations contact information.

The office's contact details (e.g., telephone and email) for investor relations are provided on the ABS-CBN Investor Relations website – <https://www.abs-cbn.com/investors>.

### **Evaluation System**

ABS-CBN continues to evaluate its compliance with its Manual of Corporate Governance. The Board of Directors regularly conducts its self-assessment and an assessment of ABS-CBN's compliance with the Manual of Corporate Governance. ABS-CBN participates in the corporate governance survey conducted by the PSE.

The Board of Directors likewise evaluates the performance of the Board, Chairman of the Board, Chief Executive Officer, Chief Risk Officer, Chief Audit Officer, and Chief Compliance Officer.

### **Measures to Comply with Leading Practices**

ABS-CBN continues implementing enhancements to comply with leading practices on good corporate governance, such as revising its Corporate Governance Manual to comply with current SEC requirements and submitting the Annual Corporate Governance Report to the SEC. In 2017, the Board of Directors approved a whistle-blowing policy and a policy on insider trading. In 2018, the Board submitted its Integrated-Annual Corporate Governance Report to the SEC. It implemented measures to fully comply with the same, such as approving board committee charters, nomination, and election policies and conducting self-assessment surveys. In 2019, the Company adopted its Related Party Transactions Policy according to SEC directives. The members of the Board of Directors and the key officers attended a training seminar on corporate governance in 2020.

From 2018 to 2022, the Company received an Arrow Recognition from the Institute of Corporate Directors (ICD), recognizing ABS-CBN Corporation as a top-performing publicly-listed company in the Philippines under the ASEAN Corporate Governance Scorecard.

### **Deviations from the Manual of Corporate Governance**

There were no reported deviations from the Company's Manual of Corporate Governance.

### **Improvement of Corporate Governance**

ABS-CBN continues to review its Manual of Corporate Governance for improvements. In May 2017, the Company released its revised Manual on Corporate Governance to comply with the requirements under SEC Memorandum Circular No. 19, Series of 2016. ABS-CBN also reviews the charters of the different committees as well as evaluates existing policies on corporate governance. In July 2017, the Company approved its insider trading policy for directors, officers, and employees.

In 2018, ABS-CBN continued to improve its compliance with corporate governance regulations. It amended its Manual on Corporate Governance to include recommendations under the new Integrated Annual Corporate Governance Report and have the board committees approve its respective charters. In 2023, ABS-CBN intensified its efforts to enhance compliance with the Integrated Annual Corporate Governance Report recommendations

The Board likewise conducted a board self-assessment last March 2022 to review and evaluate the performance of the Board, its Committees, its members, and key corporate officers to measure the effectiveness of the company’s governance practices.

**PART VI - EXHIBITS AND SCHEDULES**

**Item 14. Exhibits and Reports on SEC Form 17-C**

**a. Exhibits**

The following exhibits are filed as a separate section of this report:

Exhibit “A” - Audited Consolidated and Parent Company Financial Statements

Exhibit “B” - Revised SRC Rule 68 (Schedules)

**b. Reports on SEC Form 17-C for the last six months of 2023**

The corporation disclosed the following matters on the dates indicated:


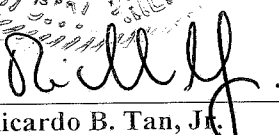

<b>August 31, 2023</b>	<a href="#"><u>Change in Directors and/or Officers (Resignation, Removal or Appointment, Election and/or Promotion)</u></a>
<b>September 04, 2023</b>	<a href="#"><u>Initial Statement of Beneficial Ownership of Securities</u></a>
<b>September 29, 2023</b>	<a href="#"><u>Press Release</u></a>
<b>November 16, 2023</b>	<a href="#"><u>Change in Directors and/or Officers (Resignation, Removal or Appointment, Election and/or Promotion)</u></a>
<b>November 21, 2023</b>	<a href="#"><u>Initial Statement of Beneficial Ownership of Securities</u></a>
<b>November 30, 2023</b>	<a href="#"><u>Change in Stock Transfer Agent</u></a>
<b>December 20, 2023</b>	<a href="#"><u>[Amend-1]Change in Stock Transfer Agent</u></a>



SIGNATURES

Pursuant to the requirement of Section 17 of the Code and Section 141 of the Corporation Code, this report is signed on behalf of the issuer by the undersigned, thereunto duly authorized, in the City of


**QUEZON CITY** on **APR 15 2024** 2024.

  
\_\_\_\_\_  
Martin L. Lopez  
Chairman of the Board  
  
\_\_\_\_\_  
Ricardo B. Tan, Jr.  
Group Chief Financial Officer  
\_\_\_\_\_  
Carlo L. Katigbak  
President and Chief Executive Officer  
\_\_\_\_\_  
Enrique I. Quiason  
Corporate Secretary

Signed this **APR 15 2024**, 2024.

SUBSCRIBED AND SWORN to me before this 15 day of APR 15 2024, 2024. Affiants exhibiting to me their Passports, as follows:

<u>NAMES</u>	<u>PASSPORT NO.</u>	<u>DATE OF EXPIRY</u>	<u>PLACE OF ISSUE</u>
Martin L. Lopez	P9450479A	11/6/2028	DFA, Manila
Carlo L. Katigbak	P5367822B	7/27/2030	DFA, Manila
Ricardo B. Tan, Jr.	P7898714B	10/17/2031	DFA, Manila
Enrique I. Quiason	P9908505A	12/11/2028	DFA, NCR East



**ATHENA LOUISE F. ERANDIO**  
Commission No. 178  
Notary Public for Quezon City  
Until December 31, 2024  
4/F, ELJ Communications Center  
Eugenio Lopez Drive, Quezon City  
Roll No. 64810  
PTR No. 5567485D/01.10.2024/Quezon City  
IBP No. 402277/01.05.2024/Quezon City  
MCLE Compliance No. VII-0010151/Valid until April 14, 2025

## ANNEX A

### MANAGEMENT'S DISCUSSION AND ANALYSIS OF FINANCIAL CONDITION AND RESULTS OF OPERATIONS

The following is a discussion of ABS-CBN Corporation and its Subsidiaries ("ABS-CBN" or the "Company") financial performance for the twelve months ended December 31, 2023, and 2022.

All values are presented in Philippine Pesos and are rounded to the nearest million, except when otherwise indicated.

The table below summarizes the results of operations for the year ending December 31, 2023.

<i>Amount in Millions Php</i>	<b>2023</b>	<b>2022</b>	<b>Inc (Dec)</b>	<b>%</b>
<b>A REVENUES</b>	18,511	18,552	-42	0%
<b>B PRODUCTION COSTS</b>	-7,412	-7,287	125	2%
<b>C COST OF SERVICES</b>	-7,332	-8,165	-833	-10%
<b>D COST OF SALES</b>	-111	-114	-4	-3%
<b>E GROSS PROFIT</b>	<b>3,656</b>	<b>2,986</b>	<b>670</b>	<b>22%</b>
F General and administrative expenses	-7,175	-7,781	-606	-8%
<b>G NET OPERATING INCOME (LOSS)</b>	<b>-3,519</b>	<b>-4,796</b>	<b>-1,277</b>	<b>-27%</b>
H Finance costs	-1,110	-1,132	-22	-2%
I Interest income	13	13	0	0%
J Foreign exchange gain (loss) - net	-11	-180	-169	-94%
K Equity in net losses of associates and joint ventures	-16	0	-16	-5554%
L Other Income	208	266	-57	-22%
<b>L INCOME (LOSS) BEFORE IMPAIRMENT, ONE-TIME GAIN &amp; TAXES</b>	<b>-4,434</b>	<b>-5,828</b>	<b>-1,394</b>	<b>-24%</b>
M Impairment Loss	-9,125	-50	9,075	18213%
N One-time Gain	967	3,581	-2,614	-73%
<b>O INCOME (LOSS) BEFORE INCOME TAX</b>	<b>-12,592</b>	<b>-2,297</b>	<b>10,295</b>	<b>448%</b>
<b>P PROVISION FOR INCOME TAX</b>	<b>243</b>	<b>339</b>	<b>-96</b>	<b>-28%</b>
<b>Q NET INCOME (LOSS)</b>	<b>-12,835</b>	<b>-2,636</b>	<b>10,199</b>	<b>387%</b>
<b>R EBITDA</b>	<b>1,348</b>	<b>2,876</b>	<b>-1,527</b>	<b>-53%</b>

	2023	2022	Inc (Dec)	%
<b>A EBITDA</b>	1,348	2,876	- 1,527	-53%
B Less: One-time Gain	967	3,581	- 2,614	-73%
<b>C EBITDA excluding One-time Gain</b>	<b>381</b>	<b>- 705</b>	<b>1,086</b>	<b>154%</b>

#### Consolidated Revenues

	2023	2022	Inc (Dec)	%
<b>REVENUES</b>				
A Regular Advertising Revenue	6,663	5,751	912	16%
B Consumer Sales Revenue	11,848	12,802	-954	-7%
<b>C TOTAL</b>	<b>18,511</b>	<b>18,552</b>	<b>-42</b>	<b>0%</b>

Regular advertising revenue for 2023 was ₱6.7 billion, an increase of 16% or ₱912 million compared to 2022. Consumer sales revenue, at ₱11.8 billion, is lower by ₱954 million or 7% compared to 2022, mainly due to lower subscription sales of Sky Cable.

For the year ending December 31, 2023, total consolidated revenues were at ₱18.51 billion, almost flat compared to the previous year's ₱18.55 billion.

The comparative revenue mix is as follows:

	2023	2022
Advertising revenue	36%	31%
Consumer sales	64%	69%

### **Consolidated Operating Costs and Expenses**

Consolidated operating costs and expenses amounted to ₱22 billion, a significant reduction of ₱1.3 billion, or 6% decrease year-on-year.

Cost reduction mainly comes from facilities-related expenses in the cable and broadband business. In addition, an Employee Stock Plan (ESP) was provided in 2022, wherein company stocks were granted to employees to compensate for the voluntary pay cuts they took to help the Company.

### **Net Operating Loss, Net Loss and EBITDA**

Net Operating loss amounted to ₱3.5 billion, an improvement of ₱1.3 billion or 27% versus the previous year's ₱4.8 billion. This is driven by higher advertising revenue and lower costs.


Net Loss before impairment, one-time gain, and taxes amounted to ₱4.4 billion, lower by ₱1.4 billion or 24% versus the previous year's ₱5.8 billion loss.


EBITDA, excluding one-time gain, also showed an improvement of ₱1.1 billion, from (₱705) million in 2022 to ₱381 million in 2023.

	2023	2022	Inc (Dec)	%
<b>A EBITDA</b>	1,348	2,876	- 1,527	-53%
<b>B Less: One-time Gain</b>	967	3,581	- 2,614	-73%
<b>C EBITDA excluding One-time Gain</b>	<b>381</b>	<b>- 705</b>	<b>1,086</b>	<b>154%</b>

### **Business Segments**

The Company categorizes its operations into the following reportable businesses: (i) Content Production and Distribution and (ii) Sky Cable. This is the basis upon which the Company measures its business operations.

	<p><b><u>Content Production and Distribution</u></b></p> <ul style="list-style-type: none"> <li>- Entertainment</li> <li>- News</li> <li>- International</li> <li>- Film &amp; Music</li> <li>- Cable Networks</li> <li>- Digital</li> <li>- Live Events</li> </ul>
-------------------------------------------------------------------------------------	---------------------------------------------------------------------------------------------------------------------------------------------------------------------------------------------------------------------------------------------------------------------

	<b>Sky Cable</b> - Cable TV - Broadband
-----------------------------------------------------------------------------------	-----------------------------------------------

The following analysis presents the results of operation of the Company’s business segments for the twelve months ending December 31, 2023:

Segment	Operating Revenue		Net Income (Loss)	
	2023	2022	2023	2022
Content Production and Distribution	₱11,310	₱10,455	₱ (5,752)	₱ (2,245)
Cable & Broadband	₱7,201	₱8,097	₱ (7,082)	₱ (391)

#### A. Content Production and Distribution

Excluding non-recurring expenses, the segment’s net income improved by 29% from the previous year.

Despite the non-renewal of ABS-CBN Corporation’s franchise, it continued to explore and pursue other business relationships with local and foreign entities to ensure the maximum exposure and monetization of its content assets.

To continue serving the Filipino and our audiences worldwide, the Parent Company launched its Kapamilya Channel on cable TV and its digital streaming channel “Kapamilya Online Live” on August 1, 2020. It also partnered with broadcasting companies for wider reach. On October 6, 2020, the Parent Company secured a content supply agreement with Zoe Broadcasting, allowing ABS-CBN’s programs to be shown on channel A2Z. On January 4, 2021, some ABS-CBN shows also began airing on select time slots on TV5, and on July 1, 2023, “It’s Showtime” started airing on GMA Network’s second free-to-air channel, GTV.

The Group also began ramping up content sales, co-productions, and licensing of its content and library to both domestic and international clients—a roster that includes TV5, GMA Network, AllTV, Amazon, Netflix, and Viu.

In addition, the Group widened its international reach by merging its own domestic and international OTT platforms into “iWantTFC.” It continues to utilize various 3<sup>rd</sup> party platforms like YouTube, Facebook, TikTok, and Instagram to maximize its reach and generate advertising.

The company’s Film and Digital divisions delivered marked improvements in their businesses driven by an increase in box office performance and improvements in subscription and advertising revenues on its digital properties.

Its Music and Talent divisions have also seen improvements in their revenues and performance. The continued opening up of economies has also generated growth in its experiences and events businesses.

These initiatives diversified the Company’s revenue streams, generating ₱11.3 billion in Content Production and Distribution revenues in 2023.

#### B. Cable & Broadband

Following its franchise's lapse, Sky Cable could not continue providing direct-to-home (DTH) service beginning in August 2020. Therefore, the Company continued to focus on growing its broadband subscriber base. Sky Cable's revenues amounted to ₱7.2 billion despite the absence of DTH services.

**Capital Expenditures**

Capital expenditures and program rights acquisitions amounted to ₱2.3 billion as of December 31, 2023.

**Statement of Financial Position Accounts**

As of December 31, 2023, total consolidated assets stood at ₱53.1 billion, 6% higher than total assets of ₱49.9 billion as of December 31, 2022.

Shareholders' equity is at ₱9.2 billion, ₱2.2 billion, or 19% lower than on December 31, 2022.

The Company's net debt-to-equity ratio was at 1.71x and 1.38x as of December 31, 2023, and December 31, 2022, respectively.

## EXHIBIT 1 – Aging of Accounts Receivable

As of December 31, 2023 (Audited)

	December 31, 2023					
	Neither Past Due nor Impaired	Past Due but not Impaired		Impaired	Allowance	Total
		Less than 30 days	30 Days and Over			
Trade receivables:						
Airtime	₱1,947,921	₱190,780	₱516,425	₱337,466	(₱337,466)	₱2,655,126
Subscriptions	384,003	120,043	283,449	1,800,226	(1,800,226)	787,495
Others	470,198	4,489	262,135	104,369	(104,369)	736,822
Nontrade receivables*	488,888	106,014	217,446	582,624	(582,624)	812,348
Due from related parties	10,948	–	154,514	–	–	165,462
	<b>₱3,301,958</b>	<b>₱421,326</b>	<b>₱1,433,969</b>	<b>₱2,824,685</b>	<b>(₱2,824,685)</b>	<b>₱5,157,253</b>

\*Excluding advances to employees and talents

As of December 31, 2022 (Audited)

	December 31, 2022					
	Neither Past Due nor Impaired	Past Due but not Impaired		Impaired	Allowance	Total
		Less than 30 days	30 Days and Over			
Trade receivables:						
Airtime	₱1,487,480	₱210,584	₱959,603	₱319,349	(₱339,601)	₱2,637,415
Subscriptions	360,370	34,747	237,798	1,692,734	(1,576,404)	749,245
Others	143,735	54,968	196,781	409,492	(283,505)	521,471
Nontrade receivables*	330,115	10,915	102,703	535,818	(607,424)	372,127
Due from related parties	248,094	–	–	55,443	(67,374)	236,163
	<b>₱2,569,794</b>	<b>₱311,214</b>	<b>₱1,496,885</b>	<b>₱3,012,836</b>	<b>(2,874,308)</b>	<b>₱4,516,421</b>

\*Excluding advances to employees and talents

## MANAGEMENT'S DISCUSSION & ANALYSIS OF FINANCIAL CONDITION AND RESULTS OF OPERATIONS

The following is a discussion of ABS-CBN Corporation and its Subsidiaries ("ABS-CBN" or the "Company") financial performance for the twelve months ended December 31, 2022, and 2021.

All values are presented in Philippine Pesos and are rounded to the nearest million, except when otherwise indicated.

### FOR THE YEAR ENDED DECEMBER 31, 2022

The table below summarizes the results of operations for the year ending December 31, 2022.

<i>(Amounts in million Pesos)*</i>	2022	2021	Variance	
			Amount	%
<b>Consolidated Revenues</b>	<b>19,197</b>	<b>17,825</b>	<b>1,372</b>	<b>8%</b>
Advertising Revenues	6,395	5,293	1,102	21%
Consumer Sales	12,802	12,532	270	2%
<b>Costs and Expenses</b>	<b>(23,451)</b>	<b>(22,535)</b>	<b>916</b>	<b>4%</b>
Production Costs	(7,340)	(7,153)	187	3%
Cost of Sales and Services	(8,280)	(7,931)	349	4%
GAEX	(7,831)	(7,451)	380	5%
<b>Financial Costs – net</b>	<b>(1,299)</b>	<b>(1,088)</b>	<b>211</b>	<b>19%</b>
<b>Equity in Net Income (Losses) of Assoc. and JV</b>	<b>0.29</b>	<b>(9.61)</b>	<b>9.90</b>	<b>103%</b>
<b>Other Income - net</b>	<b>3,256</b>	<b>572</b>	<b>2,684</b>	<b>469%</b>
<b>Loss Before Income Tax</b>	<b>(2,297)</b>	<b>(5,234)</b>	<b>2,937</b>	<b>56%</b>
<b>Provision for Income Tax</b>	<b>339</b>	<b>436</b>	<b>(97)</b>	<b>(22%)</b>
<b>Net Loss</b>	<b>(2,636)</b>	<b>(5,670)</b>	<b>3,034</b>	<b>54%</b>
<b>EBITDA</b>	<b>2,876</b>	<b>553</b>	<b>2,323</b>	<b>420%</b>

\*Numbers are rounded off to the nearest PHP million which may cause small discrepancies in the displayed totals

### Consolidated Revenues

For the year ended December 31, 2022, ABS-CBN generated consolidated revenues of ₱19.2 billion from advertising and consumer sales, ₱1.4 billion or 8% higher year-on-year.

Advertising revenues increased by ₱1.1 billion or 21% higher, attributable to election-related placements and regular advertising growth. Consumer sales increased by ₱270 million, driven by increased licensing and syndication of the Company's content library.

The comparative revenue mix is as follows:

	2022	2021
Advertising revenues	33%	30%
Consumer sales	67%	70%

### Consolidated Costs and Expenses

Total costs and expenses amounted to ₱23.5 billion, ₱917 million, or a 4% increase year-on-year.



Production costs increased by ₱187 million or 3% higher year-on-year due to additional programs for IWANTTFC.

Cost of sales and services increased by ₱349 million, 4% higher year-on-year. The increase is attributable to the return of international events and movies released in 2022.

GAEX increased by ₱381 million or 5% compared to the previous year. The increase is mainly attributable to the Employee Stock Plan (ESP). The Company implemented the ESP, wherein company stocks were given to its employees to compensate for the voluntary pay cuts they took to help the Company in the previous year. The facilities-related expenses of cable and broadband business also drove the increase.



**Net Loss and EBITDA**

The Company registered a ₱2.6 billion net loss for the year ending December 31, 2022, a reduction in the net loss by ₱3 billion or 54% compared to last year.

EBITDA improved to ₱2.9 billion, a 433% improvement year-on-year.

**Business Segments**

The Company categorizes its operations into the following reportable businesses: (i) Content Production and Distribution and (ii) Sky Cable. This is the basis upon which the Company measures its business operations.

	<p><b><u>Content Production and Distribution</u></b></p> <ul style="list-style-type: none"> <li>- Entertainment</li> <li>- News</li> <li>- International - Film &amp; Music</li> <li>- Cable Networks</li> <li>- Digital</li> <li>- Live Events</li> </ul>
	<p><b><u>Sky Cable</u></b></p> <ul style="list-style-type: none"> <li>- Cable TV</li> <li>- Broadband</li> </ul>

The following analysis presents the results of operations of the Company's business segments for the twelve months ending December 31, 2022:

Segment	Operating Revenue		Net Income (Loss)	
	2022	2021	2022	2021
Content Production and Distribution	11,100	9,342	(2,239)	(5,548)
Cable & Broadband	8,097	8,483	(397)	(122)

#### A. Content Production and Distribution

Despite the non-renewal of the Company's franchise, ABS-CBN remains committed to serving the Filipino. The Company continues to look for ways to serve as many Filipino families as possible. On June 2020, the Company launched its Kapamilya Channel on cable TV and its digital streaming channel "Kapamilya Online Live" on August 2020. On October 2020, ABS-CBN secured a content supply agreement with Zoe Broadcasting that allowed ABS-CBN's programs to air on Channel A2Z. On January 2021, some ABS-CBN shows also began airing on select time slots on TV5. Other partnerships include PIE Channel with Kroma Entertainment and BEAM. These initiatives helped the Company generate ₱6.4 billion in advertising revenues in 2022.

The Company also began ramping up content sales and licensing to domestic and international clients – including TV5, GMA Network, AMBS, Netflix, Viu, iQiyi, and WeTV. The Company distributed over 381 titles to various territories in Asia, Africa, the Middle East, and Europe, as well as over-the-top platforms generating ₱1.3 billion in revenue in 2022.

In addition, the Company widened its international reach by merging its owned domestic and international OTT platforms into "iWantTFC." It continues to utilize various 3<sup>rd</sup> party platforms like Youtube, Facebook, Tiktok, and Instagram to maximize its reach and generate advertising.

As economies began to open up, the Company restarted staging events and releasing movies in various countries worldwide.

#### B. Cable & Broadband

With Sky Cable unable to provide direct-to-home (DTH) service following the lapse of its franchise, the Company continued to focus on growing its broadband subscriber base. Following this direction, Sky Cable's revenues amounted to ₱8 billion, despite the absence of DTH services.

#### Capital Expenditures

Capital expenditures and program rights acquisitions amounted to ₱ 2.9 billion as of December 31, 2022.

#### Statement of Financial Position Accounts

As of December 31, 2022, total consolidated assets stood at ₱50 billion, 6.4%% lower than total assets of ₱53.4 billion as of December 31, 2021.

Shareholders' equity was at ₱11.4 billion, ₱672 million or 6% lower, vs. December 31, 2021.

The Company's net debt-to-equity ratio was at 1.38x and 1.46x as of December 31, 2022, and December 31, 2021, respectively.

## EXHIBIT 1 – Aging of Accounts Receivable

As of December 31, 2022 (Audited)

	Neither Past Due nor Impaired	Past Due but not Impaired		Impaired	Allowance	Total
		Less than 30 days	30 Days and Over			
Trade receivables:						
Airtime	₱1,581,810	₱223,938	₱1,020,457	₱339,601	(₱339,601)	₱2,826,205
Subscriptions	335,604	32,359	221,456	1,576,404	(1,576,404)	589,419
Others	99,513	38,056	136,238	283,505	(283,505)	273,807
Nontrade receivables	374,231	12,374	307,053	607,424	(607,424)	693,658
Due from related parties	301,485	-	-	67,374	(67,374)	301,485
	<b>₱ 2,692,643</b>	<b>₱306,727</b>	<b>₱ 1,685,204</b>	<b>₱2,874,308</b>	<b>(₱2,874,308)</b>	<b>₱ 4,684,574</b>

As of December 31, 2021 (Audited)

	Neither Past Due nor Impaired	Past Due but not Impaired		Impaired	Allowance	Total
		Less than 30 days	30 Days and Over			
Trade receivables:						
Airtime	₱1,233,989	₱276,752	₱949,139	₱342,088	(₱342,088)	₱2,459,880
Subscriptions	261,150	31,526	380,444	1,427,951	(1,427,951)	673,120
Others	27,099	26,531	764,089	295,828	(295,828)	817,719
Nontrade receivables	385,583	16,992	554,163	493,922	(493,922)	956,738
Due from related parties	-	-	244,268	2,052	(2,052)	244,268
	<b>₱1,907,821</b>	<b>₱351,801</b>	<b>₱2,892,103</b>	<b>₱2,561,841</b>	<b>(₱2,561,841)</b>	<b>₱5,151,725</b>

## MANAGEMENT'S DISCUSSION & ANALYSIS OF FINANCIAL CONDITION AND RESULTS OF OPERATIONS

The following is a discussion and analysis of ABS-CBN Corporation and Subsidiaries ("ABS-CBN" or the "Company") financial performance for the years ended December 31, 2021 and 2020.

All values are presented in Philippine pesos and are rounded to the nearest million, except when otherwise indicated.

### FOR THE YEAR ENDED DECEMBER 31, 2021

The table below summarizes the results of operations for the years 2021 and 2020.

	2021	2020	Variance	
			Amount	%
<b>Consolidated Revenues</b>	<b><u>₱17,825</u></b>	<b><u>₱21,420</u></b>	<b><u>(₱3,595)</u></b>	<b>(16.8)</b>
Advertising Revenues	5,293	7,061	(1,768)	(25.0)
Consumer Sales	12,532	14,359	(1,827)	(12.7)
<i>Sale of Services</i>	<i>12,505</i>	<i>13,953</i>	<i>(1,448)</i>	<i>(10.4)</i>
<i>Sale of Goods</i>	<i>27</i>	<i>406</i>	<i>(379)</i>	<i>(93.3)</i>
<b>Costs and Expenses</b>	<b>(22,535)</b>	<b>(33,548)</b>	<b>(11,014)</b>	<b>(32.8)</b>
Production Costs	(7,153)	(10,311)	(3,158)	(30.6)
Cost of Sales and Services	(7,931)	(9,421)	(1,490)	(15.8)
General and Administrative Expenses (GAEX)	(7,451)	(13,816)	(6,365)	(46.1)
<b>Financial Costs – net</b>	<b>(1,088)</b>	<b>(1,396)</b>	<b>(308)</b>	<b>(22.0)</b>
<b>Equity in Net Loss of Associates and Joint Ventures</b>	<b>(9.61)</b>	<b>(48)</b>	<b>(38)</b>	<b>(79.2)</b>
<b>Other Income – net</b>	<b>572</b>	<b>93</b>	<b>479</b>	<b>515</b>
<b>Net Income (Loss)</b>	<b><u>(₱5,670)</u></b>	<b><u>(₱13,531)</u></b>	<b><u>₱7,861</u></b>	<b>(58.1)</b>
<b>EBITDA</b>	<b><u>₱553</u></b>	<b><u>(₱6,234)</u></b>	<b><u>₱6,787</u></b>	<b>(108.9)</b>

### Consolidated Revenues

For the year ended December 31, 2021, ABS-CBN generated consolidated revenues of ₱17.8 billion from advertising and consumer sales, ₱3.6 billion or 16.8% lower year-on-year.

Advertising revenues decreased by ₱1.8 billion or 25.0% lower, attributable to the absence of the Company in the Free-to-Air advertising space following the cease-and-desist order issued by NTC on the Company's broadcast operations on May 5, 2020, and the eventual adoption of a Resolution denying the franchise application of the Company by the House Committee on Legislative Franchises on July 10, 2020. The cease-and-desist order similarly affected consumer sales, prohibiting the Company from engaging in Sky Cable's DTH services and distributing TV Plus Boxes. In addition, the impact of the COVID-19 outbreak resulted in the Company being unable to generate

revenues from concerts and events and box office receipts. The pandemic also resulted in the cessation of ancillary operations such as Heroes Burger, Kidzania Manila, and Studio XP. These unfortunate events resulted in a decrease in consumer revenues of ₱1.8 billion.

The comparative revenue mix is as follows:

	2021	2020
Advertising revenues	30%	33%
Consumer sales	70%	67%

### **Consolidated Costs and Expenses**

Direct costs and expenses amounted to ₱11.0 billion, a 32.8% decrease year-on-year.

In compliance with the directive by the Office of the President of the Philippines imposing stringent social distancing measures on March 15, 2020, the Company ceased production of content the same day. This production stoppage was further extended after the NTC issued the cease-and-desist order to the Company. Instead, the Company decided to align the number of programs based on partnerships closed by the Company with various Free-to-Air operators. This alignment reduced production costs amounting to ₱3.2 billion or 30.6%.

Due to the cumulative impact of the COVID-19 outbreak and the cease-desist order issued by the NTC, the Company was forced to cease its Food & Beverage, Live Experiences, TV Plus, and Direct-to-Home business operations. This reduced the cost of sales and services by ₱379 million, or a 93.3% decrease year-on-year.

Following the franchise denial and the impact of COVID-19, the Company enforced stringent cost-cutting measures to manage the Company's financial performance further. The Company's GAEX decreased by ₱6.4 billion or 46.1% compared to the previous year.



### **Net Loss and EBITDA**

The Company incurred a ₱5.7 billion net loss for the year ended December 31, 2021, a reduction in a net loss of ₱7.9 billion or 58.1% vs. last year.

EBITDA improved to ₱553 million, a 108.9% increase year-on-year.

### **Business Segments**

The Company categorizes its operations for management purposes into the following reportable businesses: (i) Content Production and Distribution and (ii) Sky Cable. These segments provide the basis for which the Company measures its business operations.

	<p><b><u>Content Production and Distribution</u></b></p> <ul style="list-style-type: none"> <li>- Entertainment</li> <li>- News</li> <li>- International - Film &amp; Music</li> <li>- Cable Networks</li> <li>- Digital</li> <li>- Live Events</li> <li>- Themeparks (<i>Ceased in 2020</i>)</li> <li>- Home Shopping (<i>Ceased in 2020</i>)</li> <li>- Licensing &amp; Merchandising (<i>Ceased in 2020</i>)</li> </ul>
	<p><b><u>Sky Cable</u></b></p> <ul style="list-style-type: none"> <li>- Cable TV</li> <li>- Broadband</li> </ul>

The following analysis presents the results of operations of the Company's business segments for the Year ended December 31, 2021:

Segment	Operating Revenue		Net Income	
	2021	2020	2021	2020
Content Production and Distribution	₱9,342	₱11,816	(₱5,535)	(₱13,541)
Cable & Broadband	8,483	9,604	(135)	14

### C. Content Production and Distribution

Despite the non-renewal of the Company's franchise, ABS-CBN remained committed to producing meaningful and quality content to continue serving the Filipino worldwide. The Company continued to look for ways to reach as many Filipinos as possible. On June 13, 2020, the Company launched its Kapamilya Channel on cable TV and its digital streaming channel "Kapamilya Online Live" on August 1, 2020. These platforms showcased the entertainment and news programs of ABS-CBN. On October 2020, ABS-CBN secured a content supply agreement with Zoe Broadcasting that allowed ABS-CBN's programs to air on Channel A2Z. On January 2021, some ABS-CBN shows also began airing on select time slots on TV5. These initiatives allowed ABS-CBN to increase its audience size and reach domestically. These initiatives allowed the Company to generate ₱5.1 billion in advertising revenues.

The Company widened its international reach by consolidating its owned and operated streaming platforms into "iWantTFC" while lifting geographic restrictions for entertainment and news content in certain regions worldwide. The Company also licensed over 180 titles to multiple territories in Asia, Africa, the Middle East, Europe, and various international OTT platforms generating over P528 million.

### D. Sky Cable

With Sky Cable unable to provide direct-to-home (DTH) service following the lapse of its franchise, the Company continued to focus on growing its broadband subscriber base. Following this direction, Sky Cable's revenues amounted to ₱8.40 billion, despite the absence of DTH services.

### **Capital Expenditures**

Capital expenditures and program rights acquisitions amounted to ₱3.6 billion as of December 31, 2021.

### **Statement of Financial Position Accounts**

On December 31, 2021, total consolidated assets stood at ₱52.6 billion, 10.8% lower than the ₱58.9 billion of December 31, 2020.

Shareholders' equity decreased to ₱12.0 billion or 30% on December 31, 2021, compared to the previous year.

The company's net debt-to-equity ratio was 1.46x and 0.88x as of December 31, 2021, and 2020, respectively.



# ABS-CBN CORPORATION

## STATEMENT OF MANAGEMENT'S RESPONSIBILITY FOR FINANCIAL STATEMENTS

The management of **ABS-CBN Corporation and Subsidiaries** is responsible for the preparation and fair presentation of the financial statements including the schedules attached therein, for the years ended December 31, 2023 and 2022, in accordance with the prescribed financial reporting framework indicated therein, and for such internal control as management determines is necessary to enable the preparation of financial statements that are free from material misstatement, whether due to fraud or error.


In preparing the financial statements, management is responsible for assessing the Group's ability to continue as a going concern, disclosing, as applicable matters related to going concern and using the going concern basis of accounting unless management either intends to liquidate the Company or to cease operations, or has no realistic alternative but to do so.


The Board of Directors is responsible for overseeing the Company's financial reporting process.

The Board of Directors reviews and approves the financial statements including the schedules attached therein, and submits the same to the stockholders or members.

SyCip Gorres Velayo & Co., the independent auditor appointed by the stockholders, has audited the financial statements of the Company in accordance with the Philippine Standards on Auditing, and in its report to the stockholders or members, has expressed its opinion on the fairness of presentation upon completion of such audit.

  
\_\_\_\_\_  
**Martin L. Lopez**  
Chairman of the Board

  
\_\_\_\_\_  
**Carlo L. Katigbak**  
President and Chief Executive Officer


  
\_\_\_\_\_  
**Ricardo B. Tan, Jr.**  
Group Chief Financial Officer

Signed this 15 day of APR 2024, 2024



SUBSCRIBED AND SWORN to me before this APR 15 2024, 2024. Affiants exhibiting to me their Passports, as follows:

<u>NAMES</u>	<u>PASSPORT NO.</u>	<u>DATE OF EXPIRY</u>	<u>PLACE OF ISSUE</u>
Martin L. Lopez	P9450479A	11/6/2028	DFA, Manila
Carlo L. Katigbak	P5367822B	7/27/2030	DFA, Manila
Ricardo B. Tan, Jr.	P7898714B	10/17/2031	DFA, Manila



  
ATHENA LOUISE ERANDIO  
Commission No. 778

Notary Public for Quezon City  
Until December 31, 2024  
4/F, ELJ Communications Center  
Eugenio Lopez Drive, Quezon City  
Roll No. 64810  
PTR No. 5567485D/01.10.2024/Quezon City  
IBP No. 402277/01.05.2024/Quezon City  
MCLE Compliance No. VII-0010151/Valid until April 14, 2025



## INDEPENDENT AUDITOR'S REPORT

The Board of Directors and Stockholders  
ABS-CBN Corporation  
ABS-CBN Broadcast Center  
Sgt. Esguerra Ave. corner Mother Ignacia Street  
Quezon City

### Opinion

We have audited the consolidated financial statements of ABS-CBN Corporation (the “Parent Company”) and Subsidiaries (collectively referred to as “the Group”), which comprise the consolidated statements of financial position as at December 31, 2023 and 2022, and the consolidated statements of income, consolidated statements of comprehensive income, consolidated statements of changes in equity and consolidated statements of cash flows for each of the three years in the period ended December 31, 2023, and notes to the consolidated financial statements, including material accounting policy information.

In our opinion, the accompanying consolidated financial statements present fairly, in all material respects, the consolidated financial position of the Group as at December 31, 2023 and 2022, and its consolidated financial performance and its consolidated cash flows for each of the three years in the period ended December 31, 2022 in accordance with Philippine Financial Reporting Standards (PFRSs).

### Basis for Opinion

We conducted our audits in accordance with Philippine Standards on Auditing (PSAs). Our responsibilities under those standards are further described in the *Auditor's Responsibilities for the Audit of the Consolidated Financial Statements* section of our report. We are independent of the Group in accordance with the Code of Ethics for Professional Accountants in the Philippines (Code of Ethics) together with the ethical requirements that are relevant to our audit of the consolidated financial statements in the Philippines, and we have fulfilled our other ethical responsibilities in accordance with these requirements and the Code of Ethics. We believe that the audit evidence we have obtained is sufficient and appropriate to provide a basis for our opinion.

### Material Uncertainty Related to Going Concern

We draw attention to Note 1 to the consolidated financial statements, which indicates that the Group incurred net losses of ₱12.8 billion, ₱2.6 billion and ₱5.7 billion for the years ended December 31, 2023, 2022 and 2021, respectively. The Group's current liabilities exceeded its current assets by ₱19.1 billion and ₱2.7 billion as of December 31, 2023 and 2022, respectively. These conditions, along with other matters as set forth in Note 1, indicate that a material uncertainty exists that may cast significant doubt on the Group's ability to continue as a going concern. Our opinion is not modified in respect of this matter.



## **Key Audit Matters**

Key audit matters are those matters that, in our professional judgment, were of most significance in our audit of the consolidated financial statements of the current period. In addition to the matter described in the *Material Uncertainty Related to Going Concern* section of our report, we have determined the matters described below to be the key audit matters to be communicated in our report. These matters were addressed in the context of our audit of the consolidated financial statements as a whole, and in forming our opinion thereon, and we do not provide a separate opinion on these matters. For each matter in the following section, our description of how our audit addressed the matter is provided in that context.

We have fulfilled the responsibilities described in the *Auditor's Responsibilities for the Audit of the Consolidated Financial Statements* section of our report, including in relation to these matters.

Accordingly, our audit included the performance of procedures designed to respond to our assessment of the risks of material misstatement of the consolidated financial statements. The results of our audit procedures, including the procedures performed to address the matters below, provide the basis for our audit opinion on the accompanying consolidated financial statements.

### Revenue Recognition

The Group derives significant portion of its revenue from advertising services which accounts for 36% of the total consolidated revenue for the year ended December 31, 2023. This matter is significant to our audit because of the magnitude of the amounts involved, the highly automated advertising revenue process, and the variability of billed amounts brought about by a ratings-driven pricing scheme when the advertisements were aired.

The Group's policy on airtime revenue recognition is disclosed in Note 2 to the consolidated financial statements.

#### *Audit response*

We updated our understanding of the advertising revenue process and tested the relevant controls. We performed correlation analysis among advertising revenues, receivables, and cash collection, and performed analysis on the correlation variances. We selected cash receipts samples and traced to supporting documents such as official receipts, remittance advice, bank statements and invoices. We compared the rates used in the billing statements against the rates on the telecast orders, and the billable airtime or billable number of impressions against the certificate of performance generated when the advertisements were aired or when the campaign ended. In addition, we tested the television ratings used against third-party television ratings reports. We also tested sample transactions entered into within a certain period before and after year-end to evaluate the timing of the recognition of advertising revenues.

### Impairment Testing of Goodwill and Nonfinancial Assets of the Cable and Broadband Business

Under PFRSs, the Group is required to annually test the amount of goodwill for impairment. Further, the unfavorable business developments in 2023 related to the cable and broadband business as disclosed in Note 3 are considered as impairment indicators that require an assessment of the recoverability of the carrying value of cable and broadband cash generating unit (CGU). The determination of the recoverable amounts of the carrying value of cable and broadband cash generating unit requires significant judgment and is based on assumptions which are subject to higher level of estimation uncertainty, specifically



revenue growth and gross margins on its cable and broadband businesses, and discount rates, which were applied to the cash flow forecasts.

The Group's disclosures on impairment loss recognized on goodwill and nonfinancial assets of the cable and broadband business amounting to ₱9.0 billion are included in Notes 3 and 13 to the consolidated financial statements.

#### *Audit response*

We obtained an understanding of the management's process for evaluating the impairment of goodwill and nonfinancial assets of the cable and broadband business. We involved our internal specialist in evaluating the methodologies and the assumptions used in determining the value-in-use of the CGU. These assumptions include revenue growth and gross margins on its cable subscription and broadband businesses and discount rates. We compared the key assumptions used, such as the revenue growth rate and gross margins against the historical performance of the CGU, industry, and market outlook, and other relevant external data. We tested the parameters used in the determination of the discount rate against market data. We also reviewed the Group's disclosures about those assumptions to which the outcome of the impairment test is most sensitive; specifically, those that have the most significant effect on the determination of the recoverable amount of goodwill and nonfinancial assets of cable and broadband business.

#### Impairment Testing of Property and Equipment and Program Rights

The denial of its legislative franchise application and other factors as discussed in Note 1 are considered as impairment indicators that require an assessment of the recoverability of the Parent Company's non-financial assets, particularly its towers, transmission, and other broadcasting equipment, and program rights with carrying amounts of ₱0.8 billion and ₱1.3 billion, respectively, as of December 31, 2023. The determination of recoverable amounts of these assets using discounted cash flows technique and fair value less cost to sell requires the use of significant management judgment, estimates, and assumptions, which are subject to higher level of estimation uncertainty, such as gross revenue, gross margin, operating expenses, long-term growth rate and discount rate that were then applied to the cash flows forecast and selling price and cost to sell for the fair value less cost to sell.

The disclosures in relation to the above matters are included in Notes 3, 10 and 13 to the consolidated financial statements.

#### *Audit response*

We involved our internal specialist in evaluating the methodologies and assumptions used in determining the recoverable amount of the towers, transmission, and other broadcasting equipment, and program rights. We evaluated the key assumptions used to estimate the discounted cash flows of the CGU, which include the gross revenue, gross margin, operating expenses, long-term growth rate and discount rate, based on our understanding of the Parent Company's business plan and by reference to historical performance of the CGU and relevant market data, as applicable. For the fair value less cost to sell, we tested the fair values used in the calculation by comparing the amounts to supporting agreements. We also reviewed the Parent Company's disclosures about those assumptions to which the outcome of the impairment test is most sensitive; specifically, those that have the most significant effect on the determination of the recoverable amount of the non-financial assets.



### Recognition of Deferred Tax Assets

The analysis of the recognition of deferred tax assets of significant entities within the Group was significant to our audit because the assessment process is complex and judgmental, and is based on assumptions that are affected by expected future market or economic conditions and the expected performance of these entities.

The disclosures in relation to deferred taxes are included in Note 30 to the consolidated financial statements.

#### *Audit response*

We evaluated management's assessment on the availability of future taxable income in reference to financial forecast and tax strategies. In addition, we evaluated the assumptions used in the financial forecasts as part of the impairment testing for goodwill. We evaluated the reconciling items considered in computing the forecasted taxable income with reference to prior years' reconciling items and assessed the timing of the reversal of the future temporary differences.

### Valuation of Land at Revalued Amounts

Starting December 31, 2023, the Group accounts for its land, classified as property and equipment, at fair value using the revaluation model. Land at revalued amounts represent 27% of the consolidated assets as at December 31, 2023. The determination of the fair values of land involves significant management judgment and estimations. The valuation also requires the assistance of external appraisers whose calculations also depend on certain assumptions, such as asking price of the comparable land located within the vicinity and adjustments to asking price based on internal and external factors. Thus, we considered the valuation of land as a key audit matter.

The disclosures on land classified as property and equipment at revalued amount are included in Note 11 to the consolidated financial statements.

#### *Audit response*

We reviewed the scope, bases, methodology and results of the work of the Group's external appraiser whose professional qualifications, objectivity and capabilities were also taken into consideration. We involved our internal specialist in the evaluation of the methodology and the assumptions used. We assessed the methodology adopted by reference to common valuation models. We compared the relevant information supporting the asking price of similar properties and the adjustments made to the asking price against real estate industry data and made inquiries to the external appraiser as to the basis of adjustments. For parcels of land that were not appraised during the year, we checked the fair values used against published prices of comparable properties and compared the adjustments made to published prices against industry practice.



## **Other Information**

Management is responsible for the other information. The other information comprises the SEC Form 17-A and SEC Form 20-IS (Definitive Information Statement) for the year ended December 31, 2023 but does not include the consolidated financial statements and our auditor's report thereon. The SEC Form 17-A and SEC Form 20-IS (Definitive Information Statement) for the year ended December 31, 2023, are expected to be made available to us after that date.

Our opinion on the consolidated financial statements does not cover the other information and we will not express any form of assurance conclusion thereon.

In connection with our audits of the consolidated financial statements, our responsibility is to read the other information identified above when it becomes available and, in doing so, consider whether the other information is materially inconsistent with the consolidated financial statements or our knowledge obtained in the audits, or otherwise appears to be materially misstated.

If, based on the work we have performed on the other information that we obtained prior to the date of this auditor's report, we conclude that there is a material misstatement of this other information, we are required to report that fact. We have nothing to report in this regard.

## **Responsibilities of Management and Those Charged with Governance for the Consolidated Financial Statements**

Management is responsible for the preparation and fair presentation of the consolidated financial statements in accordance with PFRSs, and for such internal control as management determines is necessary to enable the preparation of consolidated financial statements that are free from material misstatement, whether due to fraud or error.

In preparing the consolidated financial statements, management is responsible for assessing the Group's ability to continue as a going concern, disclosing, as applicable, matters related to going concern and using the going concern basis of accounting unless management either intends to liquidate the Group or to cease operations, or has no realistic alternative but to do so.

Those charged with governance are responsible for overseeing the Group's financial reporting process.

## **Auditor's Responsibilities for the Audit of the Consolidated Financial Statements**

Our objectives are to obtain reasonable assurance about whether the consolidated financial statements as a whole are free from material misstatement, whether due to fraud or error, and to issue an auditor's report that includes our opinion. Reasonable assurance is a high level of assurance, but is not a guarantee that an audit conducted in accordance with PSAs will always detect a material misstatement when it exists. Misstatements can arise from fraud or error and are considered material if, individually or in the aggregate, they could reasonably be expected to influence the economic decisions of users taken on the basis of these consolidated financial statements.

As part of an audit in accordance with PSAs, we exercise professional judgment and maintain professional skepticism throughout the audit. We also:



- Identify and assess the risks of material misstatement of the consolidated financial statements, whether due to fraud or error, design and perform audit procedures responsive to those risks, and obtain audit evidence that is sufficient and appropriate to provide a basis for our opinion. The risk of not detecting a material misstatement resulting from fraud is higher than for one resulting from error, as fraud may involve collusion, forgery, intentional omissions, misrepresentations, or the override of internal control.
- Obtain an understanding of internal control relevant to the audit in order to design audit procedures that are appropriate in the circumstances, but not for the purpose of expressing an opinion on the effectiveness of the Group's internal control.
- Evaluate the appropriateness of accounting policies used and the reasonableness of accounting estimates and related disclosures made by management.
- Conclude on the appropriateness of management's use of the going concern basis of accounting and, based on the audit evidence obtained, whether a material uncertainty exists related to events or conditions that may cast significant doubt on the Group's ability to continue as a going concern. If we conclude that a material uncertainty exists, we are required to draw attention in our auditor's report to the related disclosures in the consolidated financial statements or, if such disclosures are inadequate, to modify our opinion. Our conclusions are based on the audit evidence obtained up to the date of our auditor's report. However, future events or conditions may cause the Group to cease to continue as a going concern.
- Evaluate the overall presentation, structure and content of the consolidated financial statements, including the disclosures, and whether the consolidated financial statements represent the underlying transactions and events in a manner that achieves fair presentation.
- Obtain sufficient appropriate audit evidence regarding the financial information of the entities or business activities within the Group to express an opinion on the consolidated financial statements. We are responsible for the direction, supervision and performance of the audit. We remain solely responsible for our audit opinion.

We communicate with those charged with governance regarding, among other matters, the planned scope and timing of the audit and significant audit findings, including any significant deficiencies in internal control that we identify during our audit. We also provide those charged with governance with a statement that we have complied with relevant ethical requirements regarding independence, and to communicate with them all relationships and other matters that may reasonably be thought to bear on our independence, and where applicable, related safeguards.

From the matters communicated with those charged with governance, we determine those matters that were of most significance in the audit of the consolidated financial statements of the current period and are therefore the key audit matters. We describe these matters in our auditor's report unless law or regulation precludes public disclosure about the matter or when, in extremely rare circumstances, we determine that a matter should not be communicated in our report because the adverse consequences of doing so would reasonably be expected to outweigh the public interest benefits of such communication.





The engagement partner on the audit resulting in this independent auditor's report is Djole S. Garcia.

SYCIP GORRES VELAYO & CO.



Djole S. Garcia

Partner

CPA Certificate No. 0097907

Tax Identification No. 201-960-347

BOA/PRC Reg. No. 0001, August 25, 2021, valid until April 15, 2024

BIR Accreditation No. 08-001998-102-2021, September 16, 2021, valid until September 15, 2024

PTR No. 10079941, January 5, 2024, Makati City

April 11, 2024



**ABS-CBN CORPORATION AND SUBSIDIARIES**  
**CONSOLIDATED STATEMENTS OF FINANCIAL POSITION**  
(Amounts in Thousands)

	2023	2022
<b>ASSETS</b>		
<b>Current Assets</b>		
Cash and cash equivalents (Note 6)	₱1,403,528	₱1,936,852
Short-term investments (Note 6)	10,701	11,055
Trade and other receivables (Notes 7 and 24)	6,143,849	4,684,574
Inventories (Note 8)	189,409	263,876
Program rights and other intangible assets (Note 13)	481,182	582,537
Other current assets (Notes 9 and 16)	4,528,250	4,433,886
	<b>12,756,919</b>	<b>11,912,780</b>
Noncurrent assets held for sale (Note 32)	513,621	409,442
Total Current Assets	<b>13,270,540</b>	<b>12,322,222</b>
<b>Noncurrent Assets</b>		
Property and equipment:		
At cost (Note 10)	18,681,512	24,461,485
At revalued amounts (Note 11)	14,574,775	–
Goodwill, program rights and other intangible assets - net of current portion (Note 13)	2,225,406	8,928,015
Financial assets at fair value through other comprehensive income (FVOCI) (Note 14)	67,333	44,357
Investment properties (Notes 12 and 19)	1,099	1,266
Investments in associates and joint ventures (Note 15)	120,521	116,477
Deferred tax assets (Note 30)	1,662,643	1,530,464
Other noncurrent assets (Note 17)	2,499,208	2,549,271
Total Noncurrent Assets	<b>39,832,497</b>	<b>37,631,335</b>
<b>TOTAL ASSETS</b>	<b>₱53,103,037</b>	<b>₱49,953,557</b>
<b>LIABILITIES AND EQUITY</b>		
<b>Current Liabilities</b>		
Trade and other payables (Notes 4, 18, 24 and 31)	₱12,202,114	₱10,972,959
Contract liabilities (Note 9)	2,783,420	1,755,011
Income tax payable	109,662	215,166
Obligations for program rights (Note 20)	73,647	119,168
Current lease liabilities (Note 33)	210,609	213,864
Interest-bearing loans and borrowings (Notes 10 and 19)	17,189,790	1,711,132
Total Current Liabilities	<b>32,569,242</b>	<b>14,987,300</b>
<b>Noncurrent Liabilities</b>		
Interest-bearing loans and borrowings - net of current portion (Notes 10 and 19)	–	16,017,185
Obligations for program rights - net of current portion (Note 20)	–	45,053
Accrued pension obligation and other employee benefits (Note 31)	6,390,927	6,082,299
Deferred tax liabilities (Note 30)	4,165,327	481,758
Noncurrent lease liabilities (Note 33)	312,609	450,809
Convertible notes (Note 21)	202,532	188,019
Other noncurrent liabilities (Note 22)	230,754	278,730
Total Noncurrent Liabilities	<b>11,302,149</b>	<b>23,543,853</b>
Total Liabilities	<b>₱43,871,391</b>	<b>₱38,531,153</b>



	2023	2022
<b>Equity Attributable to Equity Holders of the Parent Company</b>		
Capital stock (Note 23):		
Common	<b>₱899,848</b>	₱899,807
Preferred	<b>200,000</b>	200,000
Additional paid-in capital	<b>4,428,759</b>	4,428,800
Treasury shares and Philippine depository receipts convertible to common shares (Note 23)	<b>(544,168)</b>	(544,168)
Exchange differences on translation of foreign operations	<b>1,202,087</b>	854,231
Fair value reserves on financial assets at FVOCI (Note 14)	<b>98,344</b>	75,368
Shared-based payment plan	<b>(15)</b>	(264)
Revaluation increment - net (Note 11)	<b>10,180,940</b>	-
Retained earnings (Note 23)	<b>(2,891,939)</b>	6,855,255
Equity attributable to equity holders of the Parent Company	<b>13,573,856</b>	12,769,029
<b>Noncontrolling Interests</b> (Note 4)	<b>(4,342,210)</b>	(1,346,625)
Total Equity	<b>9,231,646</b>	11,422,404
<b>TOTAL LIABILITIES AND EQUITY</b>	<b>₱53,103,037</b>	₱49,953,557

*See accompanying Notes to Consolidated Financial Statements.*



**ABS-CBN CORPORATION AND SUBSIDIARIES**  
**CONSOLIDATED STATEMENTS OF INCOME**  
(Amounts in Thousands, Except Per Share Amounts)

	Years Ended December 31		
	2023	2022	2021
<b>REVENUES</b> (Notes 5, 24 and 25)	<b>₱18,510,784</b>	₱18,552,405	₱17,825,204
<b>PRODUCTION COSTS</b> (Notes 10, 13, 24, 26, 31 and 33)	<b>(7,412,043)</b>	(7,287,003)	(7,152,642)
<b>COST OF SERVICES</b> (Notes 8, 10, 13, 24, 27, 31 and 33)	<b>(7,332,244)</b>	(8,165,429)	(7,890,298)
<b>COST OF SALES</b> (Notes 8 and 27)	<b>(110,712)</b>	(114,423)	(40,546)
<b>GROSS PROFIT</b>	<b>3,655,785</b>	2,985,550	2,741,718
<b>GENERAL AND ADMINISTRATIVE EXPENSES</b> (Notes 7, 8, 10, 12, 13, 23, 24, 28, 31 and 32)	<b>(7,174,998)</b>	(7,781,304)	(7,249,086)
<b>LOSS BEFORE IMPAIRMENT LOSS</b>	<b>(3,519,213)</b>	(4,795,754)	(4,507,368)
<b>IMPAIRMENT LOSS</b> (Note 28)	<b>(9,124,918)</b>	(49,827)	(201,441)
<b>OPERATING LOSS</b>	<b>(12,644,131)</b>	(4,845,581)	(4,708,809)
<b>FINANCE COSTS</b> (Notes 19, 21 and 29)	<b>(1,109,940)</b>	(1,131,776)	(1,178,095)
<b>INTEREST INCOME</b> (Note 6)	<b>12,721</b>	12,740	8,515
<b>FOREIGN EXCHANGE GAINS (LOSSES) - Net</b>	<b>(10,716)</b>	(179,692)	81,545
<b>EQUITY IN NET INCOME (LOSSES) OF ASSOCIATES AND JOINT VENTURES</b> (Note 15)	<b>(15,598)</b>	286	(9,607)
<b>OTHER INCOME - NET</b> (Notes 29 and 33)	<b>1,175,535</b>	3,846,997	572,290
<b>LOSS BEFORE INCOME TAX</b>	<b>(12,592,129)</b>	(2,297,026)	(5,234,161)
<b>PROVISION FOR (BENEFIT FROM) INCOME TAX</b> (Note 30)			
Current	<b>264,847</b>	236,553	287,710
Deferred	<b>(22,338)</b>	102,369	148,512
	<b>242,509</b>	338,922	436,222
<b>NET LOSS</b>	<b>(₱12,834,638)</b>	(₱2,635,948)	(₱5,670,383)
<b>Net loss Attributable to:</b>			
Equity holders of the Parent Company (Note 36)	<b>(₱9,759,905)</b>	(₱2,459,841)	(₱5,638,992)
Noncontrolling interests	<b>(3,074,733)</b>	(176,107)	(31,391)
	<b>(₱12,834,638)</b>	(₱2,635,948)	(₱5,670,383)
<b>Basic/Diluted Loss Per Share Attributable to Equity Holders of the Parent Company</b> (Note 36)	<b>(₱11.033)</b>	(₱2.887)	(₱6.857)

See accompanying Notes to Consolidated Financial Statements.



**ABS-CBN CORPORATION AND SUBSIDIARIES**  
**CONSOLIDATED STATEMENTS OF COMPREHENSIVE INCOME**  
(Amounts in Thousands)

	Years Ended December 31		
	2023	2022	2021
<b>NET LOSS</b>	<b>(P12,834,638)</b>	<b>(P2,635,948)</b>	<b>(P5,670,383)</b>
<b>OTHER COMPREHENSIVE INCOME (LOSS)</b>			
Other comprehensive income (loss) not to be reclassified to profit or loss in subsequent periods:			
Remeasurement gain (loss) on defined benefit plan - net of tax (Note 31)	(96,661)	508,303	150,935
Revaluation increment - net of tax (Note 11)	10,369,460	-	-
Fair value adjustments on financial assets at FVOCI (Note 14)	22,976	3,599	452,425
	<b>10,295,775</b>	<b>511,902</b>	<b>603,360</b>
Other comprehensive income to be reclassified to profit or loss in subsequent periods:			
Exchange differences on translation of foreign operations	347,856	647,012	(37,761)
<b>OTHER COMPREHENSIVE INCOME</b>	<b>10,643,631</b>	<b>1,158,914</b>	<b>565,599</b>
<b>TOTAL COMPREHENSIVE LOSS</b>	<b>(P2,191,007)</b>	<b>(P1,477,034)</b>	<b>(P5,104,784)</b>
<b>Total Comprehensive Income (Loss) Attributable to:</b>			
Equity holders of the Parent Company	P804,578	(P1,191,993)	(P5,134,488)
Noncontrolling interests	(2,995,585)	(285,041)	29,704
	<b>(P2,191,007)</b>	<b>(P1,477,034)</b>	<b>(P5,104,784)</b>

*See accompanying Notes to Consolidated Financial Statements.*



**ABS-CBN CORPORATION AND SUBSIDIARIES**

**CONSOLIDATED STATEMENTS OF CHANGES IN EQUITY**

(Amounts in Thousands)

	Attributable to Equity Holders of the Parent Company												Total Equity
	Capital Stock (Note 23)		Additional Paid-in Capital	Treasury Shares and Philippine Depository Receipts Convertible to Common Shares (Note 23)	Exchange Differences in Translation of Foreign Operations	Fair Value Reserves on Financial Assets At FVOCI (Note 14)	Revaluation increment - Net (Note 11)	Remeasurement Gain (Loss) on Defined Benefit Plan - Net (Note 31)	Share-based Payment Plan	Retained Earnings (Note 23)	Total	Noncontrolling Interests (Note 4)	
	Common	Preferred											
	Common	Preferred	Capital	Shares	Operations	At FVOCI	increment - Net	Plan - Net	Plan	Earnings	Total	Interests	
At December 31, 2022	₱899,807	₱200,000	₱4,428,800	(₱544,168)	₱854,231	₱75,368	₱-	₱-	(₱264)	₱6,855,255	₱12,769,029	(₱1,346,625)	₱11,422,404
Net loss	-	-	-	-	-	-	-	-	-	(9,759,905)	(9,759,905)	(3,074,733)	(12,834,638)
Other comprehensive income	-	-	-	-	347,856	22,976	10,180,940	12,711	-	-	10,564,483	79,148	10,643,631
Total comprehensive income (loss)	-	-	-	-	347,856	22,976	10,180,940	12,711	-	(9,759,905)	804,758	(2,995,585)	(2,191,007)
Remeasurement gain on defined benefit plan transferred to retained earnings	-	-	-	-	-	-	-	(12,711)	-	12,711	-	-	-
Share-based payment (Note 23)	41	-	(41)	-	-	-	-	-	249	-	249	-	249
At December 31, 2023	₱899,848	₱200,000	₱4,428,759	(₱544,168)	₱1,202,087	₱98,344	₱10,180,940	₱-	₱15	(₱2,891,939)	₱13,573,856	(₱4,342,210)	₱9,231,646

	Attributable to Equity Holders of the Parent Company												Total Equity
	Capital Stock (Note 23)		Additional Paid-in Capital	Treasury Shares and Philippine Depository Receipts Convertible to Common Shares (Note 23)	Exchange Differences in Translation of Foreign Operations	Fair Value Reserves on Financial Assets At FVOCI (Note 14)	Revaluation increment - Net (Note 11)	Remeasurement Gain (Loss) on Defined Benefit Plan - Net (Note 31)	Share-based Payment Plan	Retained Earnings (Note 23)	Total	Noncontrolling Interests (Note 4)	
	Common	Preferred											
	Common	Preferred	Capital	Shares	Operations	At FVOCI	increment - Net	Plan - Net	Plan	Earnings	Total	Interests	
At December 31, 2021	₱872,124	₱200,000	₱4,745,399	(₱1,638,719)	₱207,219	₱77,869	₱-	₱-	₱-	₱8,691,759	₱13,155,651	(₱1,061,584)	₱12,094,067
Net loss	-	-	-	-	-	-	-	-	-	(2,459,841)	(2,459,841)	(176,107)	(2,635,948)
Other comprehensive income	-	-	-	-	647,012	3,599	-	617,237	-	-	1,267,848	(108,934)	1,158,914
Total comprehensive income (loss)	-	-	-	-	647,012	3,599	-	617,237	-	(2,459,841)	(1,191,993)	(285,041)	(1,477,034)
Remeasurement gain on defined benefit plan transferred to retained earnings	-	-	-	-	-	-	-	(617,237)	-	617,237	-	-	-
Sale of treasury shares (Note 22)	-	-	(594,551)	1,094,551	-	-	-	-	-	-	500,000	-	500,000
Transfer of fair value reserves on financial assets at FVOCI	-	-	-	-	-	(6,100)	-	-	-	6,100	-	-	-
Others (Note 23)	27,683	-	277,952	-	-	-	-	-	(264)	-	305,371	-	305,371
At December 31, 2022	₱899,807	₱200,000	₱4,428,800	(₱544,168)	₱854,231	₱75,368	₱-	₱-	(₱264)	₱6,855,255	₱12,769,029	(₱1,346,625)	₱11,422,404



Attributable to Equity Holders of the Parent Company

	Capital Stock (Note 23)		Treasury Shares and Philippine Depository Receipts	Convertible to Common Shares (Note 23)	Exchange Differences in Translation of Foreign Operations	Fair Value Reserves on Financial Assets At FVOCI (Note 14)	Revaluation increment – Net (Note 11)	Remeasurement Gain (Loss) on Defined Benefit Plan - Net (Note 31)	Share-based Payment Plan	Retained Earnings (Note 23)			Noncontrolling Interests (Note 4)	Total Equity
	Common	Preferred								Additional Paid-in Capital	Appropriated	Unappropriated		
At December 31, 2020	₱872,124	₱200,000	₱4,745,399	(₱1,638,719)	₱244,980	₱71,712	₱–	₱–	₱–	₱16,200,000	(₱2,405,357)	₱18,290,139	(₱1,091,288)	₱17,198,851
Net loss	–	–	–	–	–	–	–	–	–	–	(5,638,992)	(5,638,992)	(31,391)	(5,670,383)
Other comprehensive income (loss)	–	–	–	–	(37,761)	452,425	–	89,840	–	–	–	504,504	61,095	565,599
Total comprehensive income (loss)	–	–	–	–	(37,761)	452,425	–	89,840	–	–	(5,638,992)	(5,134,488)	29,704	(5,104,784)
Remeasurement gain on defined benefit plan transferred to retained earnings	–	–	–	–	–	–	–	(89,840)	–	–	89,840	–	–	–
Reversal of appropriation of retained earnings	–	–	–	–	–	–	–	–	–	(16,200,000)	16,200,000	–	–	–
Transfer of fair value reserves on financial assets at FVOCI	–	–	–	–	–	(446,268)	–	–	–	–	446,268	–	–	–
At December 31, 2021	₱872,124	₱200,000	₱4,745,399	(₱1,638,719)	₱207,219	₱77,869	₱–	₱–	₱–	₱–	₱8,691,759	₱13,155,651	(₱1,061,584)	₱12,094,067

See accompanying Notes to Consolidated Financial Statements.



**ABS-CBN CORPORATION AND SUBSIDIARIES**  
**CONSOLIDATED STATEMENTS OF CASH FLOWS**  
(Amounts in Thousands)

	Years Ended December 31		
	2023	2022	2021
<b>CASH FLOWS FROM OPERATING ACTIVITIES</b>			
Loss before income tax	(P12,592,129)	(P2,297,026)	(P5,234,161)
Adjustments to reconcile loss before income tax to net cash flows:			
Depreciation and amortization (Notes 10, 12, 26, 27 and 28)	2,790,695	3,121,495	3,425,454
Impairment loss (Notes 10, 13, 16, 17, 28 and 32)	9,124,918	49,827	201,441
Amortization of:			
Program rights and other intangibles (Notes 13, 26, 27 and 28)	936,652	896,590	1,118,188
Debt issue costs (Note 29)	28,913	20,496	17,874
Deferred charges (Note 27)	–	–	19
Interest expense (Note 29)	1,071,807	1,101,886	1,149,831
Gain on sale of noncurrent assets held for sale (Notes 24, 29 and 32)	(128,975)	(2,055,578)	–
Gain on sale of property and equipment (Notes 11 and 29)	(627,731)	(475,195)	(184,484)
Movements in accrued pension obligation and other employee benefits (Note 31)	128,442	(183,474)	(107,994)
Loss on extinguishment of program rights (Note 13)	–	–	80,019
Net unrealized foreign exchange loss (gain)	(31,460)	148,349	(31,683)
Equity in net losses (income) of associates and joint ventures (Note 15)	15,598	(286)	9,607
Interest income (Note 6)	(12,721)	(12,740)	(8,515)
Dividend income (Note 29)	–	–	(7,245)
Working capital changes:			
Decrease (increase) in:			
Trade and other receivables	(1,082,851)	1,311,916	399,484
Inventories	27,733	120,677	(27,256)
Other current assets	(482,336)	136,355	(585,052)
Increase (decrease) in:			
Trade and other payables	1,432,764	589,959	1,445,026
Other noncurrent liabilities	192,043	194,665	(128,710)
Obligations for program rights	(90,455)	(98,383)	98,995
Contract liabilities	1,028,409	(411,094)	9,066
Net cash generated from operations	1,729,316	2,158,439	1,639,904
Income taxes paid	(370,351)	(355,405)	(172,213)
Net cash provided by operating activities	1,358,965	1,803,034	1,467,691
<b>CASH FLOWS FROM INVESTING ACTIVITIES</b>			
Payments for additions to:			
Property and equipment (Note 10)	(1,302,981)	(2,395,643)	(3,388,712)
Goodwill, program rights and other intangible assets (Notes 13)	(723,443)	(234,243)	(505,944)
Decrease (increase) in short-term investments	354	(237)	862
Proceeds from sale of:			
Property and equipment and noncurrent assets held for sale (Notes 10 and 32)	1,965,484	3,743,310	555,477
FVOCI (Note 14)	–	7,000	472,613

(Forward)





	<b>Years Ended December 31</b>		
	<b>2023</b>	2022	2021
Interest received	<b>₱12,721</b>	₱14,466	₱10,603
Decrease (increase) in other noncurrent assets	<b>(54,647)</b>	(620,658)	89,489
Payments for investment in a joint venture (Note 15)	<b>(19,600)</b>	–	–
Net cash provided by (used in) investing activities	<b>(122,112)</b>	513,995	(2,765,612)
<b>CASH FLOWS FROM FINANCING ACTIVITIES</b>			
Payments of:			
Long-term debt (Notes 19 and 37)	<b>(565,033)</b>	(2,548,036)	(1,461,938)
Interest (Note 37)	<b>(1,062,975)</b>	(1,135,848)	(1,116,002)
Principal portion of lease liabilities (Note 33)	<b>(286,772)</b>	(226,503)	(284,948)
Proceeds from sale of treasury shares (Note 23)	–	500,000	–
Decrease in restricted cash (Note 16)	<b>146,859</b>	473,509	75,103
Proceeds from availment of long-term debt (Note 37)	–	–	200,403
Net cash used in financing activities (Note 37)	<b>(1,767,921)</b>	(2,936,878)	(2,587,382)
<b>EFFECTS OF EXCHANGE RATE CHANGES AND TRANSLATION ADJUSTMENTS ON CASH AND CASH EQUIVALENTS</b>			
	<b>(2,256)</b>	16,723	(4,445)
<b>NET DECREASE IN CASH AND CASH EQUIVALENTS</b>	<b>(533,324)</b>	(603,126)	(3,889,748)
<b>CASH AND CASH EQUIVALENTS AT BEGINNING OF YEAR</b>	<b>1,936,852</b>	2,539,978	6,429,726
<b>CASH AND CASH EQUIVALENTS AT END OF YEAR (Note 6)</b>	<b>₱1,403,528</b>	₱1,936,852	₱2,539,978

*See accompanying Notes to Consolidated Financial Statements.*



**ABS-CBN CORPORATION AND SUBSIDIARIES**  
**NOTES TO CONSOLIDATED FINANCIAL STATEMENTS**  
**(Amounts in Thousands Unless Otherwise Specified)**

---

**1. Corporate Information, Status of Operations and Authorization for Issuance of the Consolidated Financial Statements**

ABS-CBN Corporation (“ABS-CBN” or “Parent Company”) was incorporated in the Philippines on July 11, 1946. On July 27, 1994, the Philippine Securities and Exchange Commission (“SEC”) approved the extension of the corporate term of the Parent Company for another 50 years. The Parent Company’s core business is television and radio broadcasting. Its subsidiaries and associates are involved in the following related businesses: cable and television distribution and movie production, audio recording and distribution, video/audio post-production and film distribution. Other activities of the subsidiaries include merchandising and internet services. The Parent Company was a holder of a legislative to construct, install, operate and maintain, for commercial purposes and in the public interest, radio and television broadcasting stations in the Philippines until May 4, 2020. On July 10, 2020, the House Committee on Legislative Franchises (regular and ex-officio members) voted to adopt a resolution denying the franchise application of the Parent Company (the “Resolution”).

ABS-CBN and Subsidiaries (collectively referred to as “the Group”) incurred net losses of ₱12.8 billion, ₱2.6 billion and ₱5.7 billion for the years ended December 31, 2023, 2022 and 2021, respectively. The Group’s current liabilities exceeded its current assets by ₱19.3 billion and ₱2.7 billion as of December 31, 2023 and 2022, respectively. Moreover, the Parent Company is required to maintain certain financial ratios and the effectivity of the standstill provision in the Parent Company’s Omnibus Intercreditor and Security Agreement with its lenders has been extended until December 31, 2023 (the “Long Stop date”). With this, the Parent Company’s interest-bearing loans have been classified as current (see Note 19). Despite the current classification of the interest-bearing loans, the Parent Company continues to service its loan obligations with its creditor banks according to the original maturity schedule. The Parent Company is in discussions with its lenders to address the effect of the expiry of the standstill, including, but not limited to, the waiver of financial ratios for 2024 and the long-stop date, and possible options for the early settlement of the loan through sale of certain assets. These conditions indicate that a material uncertainty exists that may cast significant doubt on the Group’s ability to continue as a going concern and, therefore, the Group may not be able to realize its assets and discharge its liabilities in the normal course of business.

The Group continues to explore and pursue other business relationships with local and foreign entities to ensure the maximum exposure and monetization of its content assets. To continue to be of service to “The Filipino People”, the Parent Company launched its Kapamilya Channel on cable TV, and subsequently, its digital streaming channel “Kapamilya Online Live” on August 2020. The Parent Company also partnered with broadcasting companies for a wider reach by providing content. On October 2020, the Parent Company secured a content supply agreement with Zoe Broadcasting that allowed ABS-CBN’s programs to be shown on Channel A2Z. In January 2021, some ABS-CBN shows also began airing on select time slots on TV5, and on July 2023, “It’s Showtime” started airing on GMA Network’s second free-to-air channel, GTV. These initiatives generated revenue amounting to ₱6.7 billion in advertising revenue in 2023.

In addition, the Group also began ramping up content sales and licensing of its contents to both domestic and international clients - a roster that includes TV5, GMA Network, Amazon, Netflix, and Viu.



Management assessed that the Group will be able to maintain its positive cash position and settle its liabilities as they fall due within the next 12 months through management's plans on future actions as discussed in Note 3.

Lopez Inc., a Philippine entity, has 56% economic interest in the Parent Company, with 79% voting rights. Lopez, Inc. is the ultimate parent company.

The common shares of ABS-CBN were listed beginning July 8, 1992 and have been traded in the Philippine Stock Exchange (PSE) since then.

The registered office address of the Parent Company is ABS-CBN Broadcast Center, Sgt. Esguerra Avenue corner Mother Ignacia St., Quezon City.

The accompanying consolidated financial statements were approved and authorized for issuance by the Board of Directors (BOD) of the Parent Company on April 11, 2024.

---

## 2. Summary of Material Accounting and Financial Reporting Policies

### Basis of Preparation

The consolidated financial statements of the Group have been prepared on a historical cost basis, except for investments in equity shares and club shares, which have been measured at fair value, and land under property and equipment, which have been carried at revalued amount.

The consolidated financial statements are presented in Philippine peso, which is the Parent Company's functional and presentation currency. All values are rounded to the nearest thousand, except for number of shares, per share amounts and when otherwise indicated.

### Statement of Compliance

The consolidated financial statements of the Group were prepared in compliance with Philippine Financial Reporting Standards (PFRSs).

### Changes in Accounting Policies and Disclosures

Several amendments and interpretations apply for the first time in 2023, but do not have an impact on the consolidated financial statements of the Group, unless otherwise indicated. The Group has not early adopted any standards, interpretations or amendments that have been issued but are not yet effective.

- Amendments to PAS 1 and PFRS Practice Statement 2, *Disclosure of Accounting Policies*

The amendments provide guidance and examples to help entities apply materiality judgements to accounting policy disclosures. The amendments aim to help entities provide accounting policy disclosures that are more useful by:

- Replacing the requirement for entities to disclose their 'significant' accounting policies with a requirement to disclose their 'material' accounting policies, and
- Adding guidance on how entities apply the concept of materiality in making decisions about accounting policy disclosures.

The amendments to the Practice Statement provide non-mandatory guidance.



- Amendments to PAS 8, *Definition of Accounting Estimates*

The amendments introduce a new definition of accounting estimates and clarify the distinction between changes in accounting estimates and changes in accounting policies and the correction of errors. Also, the amendments clarify that the effects on an accounting estimate of a change in an input or a change in a measurement technique are changes in accounting estimates if they do not result from the correction of prior period errors.

- Amendments to PAS 12, *Deferred Tax related to Assets and Liabilities arising from a Single Transaction*

The amendments narrow the scope of the initial recognition exception under PAS 12, so that it no longer applies to transactions that give rise to equal taxable and deductible temporary differences.

The amendments also clarify that where payments that settle a liability are deductible for tax purposes, it is a matter of judgement (having considered the applicable tax law) whether such deductions are attributable for tax purposes to the liability recognized in the financial statements (and interest expense) or to the related asset component (and interest expense).

- Amendments to PAS 12, *International Tax Reform - Pillar Two Model Rules*

The amendments introduce a mandatory exception in PAS 12 from recognizing and disclosing deferred tax assets and liabilities related to Pillar Two income taxes.

The amendments also clarify that PAS 12 applies to income taxes arising from tax law enacted or substantively enacted to implement the Pillar Two Model Rules published by the Organization for Economic Cooperation and Development (OECD), including tax law that implements qualified domestic minimum top-up taxes. Such tax legislation, and the income taxes arising from it, are referred to as 'Pillar Two legislation' and 'Pillar Two income taxes', respectively.

The temporary exception from recognition and disclosure of information about deferred taxes and the requirement to disclose the application of the exception, apply immediately and retrospectively upon adoption of the amendments in June 2023.

Meanwhile, the disclosure of the current tax expense related to Pillar Two income taxes and the disclosures in relation to periods before the legislation is effective are required for annual reporting periods beginning on or after 1 January 2023.

The Group adopted and applied the exceptions introduced by PAS 12. Current income tax expense related to Pillar Two income taxes amounted to nil in 2023.

Pillar Two legislation has been enacted or substantively enacted in certain jurisdictions where the Group operates. As at April 11, 2024, the Group is in the process of gathering information and assessing the potential exposure arising from the Pillar Two legislation.



**Basis of Consolidation and Noncontrolling Interests**

The consolidated financial statements include the financial statements of the Parent Company and its subsidiaries.

The following is a list of the subsidiaries as at December 31, 2023 and December 31, 2022:

Company	Place of Incorporation	Principal Activities	Functional Currency	Effective Interest
<b>Content Production and Distribution</b>				
<i>Global:</i>				
ABS-CBN Global Ltd. (ABS-CBN Global) <sup>(a) (j)</sup>	Cayman Islands	Holding company	United States dollar (USD)	100.0
ABS-CBN Europe Ltd. (ABS-CBN Europe) <sup>(b)(c) (j) (dd)</sup>	United Kingdom	Cable and satellite programming services	Great Britain pound (GBP)	100.0
ABS-CBN Japan, Inc. (ABS-CBN Japan) <sup>(d) (j)</sup>	Japan	Cable and satellite programming services	Japanese yen (JPY)	100.0
ABS-CBN Middle East FZ-LLC (ABS-CBN Middle East) <sup>(b) (j)</sup>	Dubai, UAE	Cable and satellite programming services	United Arab Emirates dirham (AED)	100.0
ABS-CBN Global Hungary Kft. (ABS-CBN Hungary) <sup>(j)</sup>	Budapest, Hungary	Holding company	USD	100.0
Makati Kft. <sup>(j)</sup>	Budapest, Hungary	Holding company	USD	100.0
ABS-CBN International, Inc. (ABS-CBN International) <sup>(j) (n)</sup>	California, USA	Cable and satellite programming services	USD	100.0
ABS-CBN Australia Pty. Ltd. (ABS-CBN Australia) <sup>(j) (k)</sup>	Victoria, Australia	Cable and satellite programming services	Australian dollar (AUD)	100.0
ABS-CBN Canada, ULC (ABS-CBN Canada) <sup>(j) (k)</sup>	Canada	Cable and satellite programming services	Canadian dollar (CAD)	100.0
ABS-CBN Telecom North America, Inc. <sup>(j) (k)</sup>	California, USA	Telecommunications	USD	100.0
<i>Films and Music:</i>				
ABS-CBN Film Productions, Inc. (ABS-CBN Films)	Philippines	Movie production	Philippine peso	100.0
Cinescreen, Inc. (Cinescreen) <sup>(f)</sup>	Philippines	Theater operator	Philippine peso	100.0
<i>Narrowcast</i>				
Creative Programs, Inc. (CPI) <sup>(v)</sup>	Philippines	Content development, publishing and programming services	Philippine peso	100.0
<i>Others:</i>				
ABS-CBN Europe Remittance Inc. <sup>(d) (j) (y) (cc)</sup>	United Kingdom	Services - money remittance	GBP	100.0
E-Money Plus, Inc. <sup>(b)</sup>	Philippines	Services - money remittance	Philippine peso	100.0
ABS-CBN Global Remittance Inc. <sup>(j) (k) (y)</sup>	California, USA	Services - money remittance	USD	100.0
ABS-CBN Canada Remittance Inc. <sup>(j) (n) (y)</sup>	Canada	Services - money remittance	CAD	100.0
ABS-CBN Center for Communication Arts, Inc. <sup>(e)</sup>	Philippines	Educational/training	Philippine peso	100.0
ABS-CBN Global Cargo Corporation <sup>(l)</sup>	Philippines	Non-vessel operations common carrier	Philippine peso	100.0
ABS-CBN Integrated and Strategic Property Holdings, Inc.	Philippines	Real estate	Philippine peso	100.0
ABS-CBN Shared Service Center PTE. Ltd. <sup>(j) (m)</sup>	Singapore	Services - support	Singapore dollar (SGD)	100.0
Professional Services for Television & Radio, Inc.	Philippines	Services - production	Philippine peso	100.0
Grassfed Corporation	Philippines	Services - livestock	Philippine peso	100.0
Probabilistic Insights, Inc. <sup>(aa)</sup>	Philippines	Services - support	Philippine peso	100.0
Rosetta Holdings Corporation (RHC)	Philippines	Holding company	Philippine peso	100.0
Callirhoe, Inc.	Philippines	Holding company	Philippine peso	100.0
Eukelade Holding Corporation	Philippines	Holding company	Philippine peso	100.0
Sarimanok News Network, Inc.	Philippines	Content development and programming services	Philippine peso	100.0
The Big Dipper Digital Content & Design, Inc. (Big Dipper)	Philippines	Digital film archiving and central library, content licensing and transmission	Philippine peso	100.0
The Chosen Bun, Inc. (Chosen Bun) <sup>(z)</sup>	Philippines	Services - restaurant and food	Philippine peso	100.0
TV Food Chefs, Inc. <sup>(bb)</sup>	Philippines	Services - restaurant and food	Philippine peso	100.0
iConnect Convergence, Inc.	Philippines	Service - call center	Philippine peso	100.0
ABS-CBN Studios, Inc.	Philippines	Production facility	Philippine peso	100.0
Medianow Strategies, Inc. (Medianow) <sup>(x)</sup>	Philippines	Marketing, sales and advertising	Philippine peso	79.7
Sapientis Holdings Corporation (Sapientis)	Philippines	Holding company	Philippine peso	100.0
Columbus Technologies, Inc. (CTI) <sup>(q)</sup>	Philippines	Holding company	Philippine peso	70.0

(Forward)



Company	Place of Incorporation	Principal Activities	Functional Currency	Effective Interest
ABS-CBN Convergence, Inc. (ABS-C) <sup>(q)</sup>	Philippines	Telecommunication	Philippine peso	69.3
ABS-CBN Theme Parks and Resorts Holdings, Inc. (ABS-CBN Theme Parks)	Philippines	Holding company	Philippine peso	100.0
ABS-CBN Themed Experiences, Inc. (ABS-CBN Themed Experiences) <sup>(u)(bb)</sup>	Philippines	Management of locations	Philippine peso	100.0
Play Innovations, Inc. (PII) <sup>(g)(bb)</sup>	Philippines	Theme park	Philippine peso	73.0
Play Innovations Hungary Kft. (Play Innovations) <sup>(j)(g)</sup>	Budapest, Hungary	Theme park	USD	73.0
<b>Cable and Broadband</b>				
Sky Vision Corporation (Sky Vision) <sup>(w)</sup> (see Note 4)	Philippines	Holding Company	Philippine peso	75.0
Sky Cable Corporation (Sky Cable) <sup>(w)</sup> (see Note 4)	Philippines	Cable television services	Philippine peso	59.4
Bisaya Cable Television Network, Inc. <sup>(h)(i)(w)</sup>	Philippines	Cable television services	Philippine peso	59.4
Bright Moon Cable Networks, Inc. <sup>(b)(w)</sup>	Philippines	Cable television services	Philippine peso	59.4
Cavite Cable Corporation <sup>(b)(w)</sup>	Philippines	Cable television services	Philippine peso	59.4
Cepsil Consultancy and Management Corporation <sup>(h)(w)</sup>	Philippines	Cable television services	Philippine peso	59.4
Davao Cableworld Network, Inc. <sup>(h)(o)(w)</sup>	Philippines	Cable television services	Philippine peso	59.4
HM Cable Networks, Inc. <sup>(b)(w)</sup>	Philippines	Cable television services	Philippine peso	59.4
HM CATV, Inc. <sup>(h)(w)</sup>	Philippines	Cable television services	Philippine peso	59.4
Hotel Interactive Systems, Inc. <sup>(b)(w)</sup>	Philippines	Cable television services	Philippine peso	59.4
Isla Cable TV, Inc. <sup>(b)(w)</sup>	Philippines	Cable television services	Philippine peso	59.4
Moonsat Cable Television, Inc. <sup>(h)(o)(w)</sup>	Philippines	Cable television services	Philippine peso	59.4
Pilipino Cable Corporation (PCC) <sup>(h)(w)</sup>	Philippines	Cable television services	Philippine peso	59.4
Satellite Cable TV, Inc. <sup>(h)(w)</sup>	Philippines	Cable television services	Philippine peso	59.4
Sun Cable Holdings, Incorporated (SCHI) <sup>(h)(w)</sup>	Philippines	Holding company	Philippine peso	59.4
Sun Cable Systems Davao, Inc. <sup>(h)(i)(w)</sup>	Philippines	Cable television services	Philippine peso	59.4
Sunvision Cable, Inc. <sup>(b)(w)</sup>	Philippines	Cable television services	Philippine peso	59.4
Tarlac Cable Television Network, Inc. <sup>(h)(w)</sup>	Philippines	Cable television services	Philippine peso	59.4
Telemondial Holdings, Inc. <sup>(h)(i)(w)</sup>	Philippines	Holding company	Philippine peso	59.4
JMY Advantage Corporation <sup>(b)(w)</sup>	Philippines	Cable television services	Philippine peso	56.4
Cebu Cable Television, Inc. <sup>(b)(o)(p)(w)</sup>	Philippines	Cable television services	Philippine peso	57.4
Suburban Cable Network, Inc. <sup>(h)(w)</sup>	Philippines	Cable television services	Philippine peso	54.9
Pacific CATV, Inc. (Pacific) <sup>(h)(o)(w)</sup>	Philippines	Cable television services	Philippine peso	58.0
First Ilocandia CATV, Inc. <sup>(b)(o)(w)</sup>	Philippines	Cable television services	Philippine peso	54.9
Mactan CATV Network, Inc. <sup>(h)(o)(p)(w)</sup>	Philippines	Cable television services	Philippine peso	56.6
Discovery Mactan Cable, Inc. <sup>(h)(s)(w)</sup>	Philippines	Cable television services	Philippine peso	41.6
Home-Lipa Cable, Inc. <sup>(h)(s)(w)</sup>	Philippines	Cable television services	Philippine peso	35.6

(a) With branches in the Philippines and Taiwan

(b) Through ABS-CBN Global

(c) With branches in Italy and Spain

(d) Subsidiary of ABS-CBN Europe

(e) Nonstock ownership interest

(f) On June 5, 2017, the SEC approved the incorporation of Cinescreen. Cinescreen was established primarily to own, acquire, establish, lease, maintain, operate, manage, control, promote, advertise, undertake and carry on the business of theatres, movie houses and places of public amusement and entertainment.

(g) Through ABS-CBN Theme Parks

(h) Through Sky Cable

(i) Subsidiary of SCHI

(j) Considered as foreign subsidiary

(k) Subsidiary of ABS-CBN International

(l) With a branch in Luxembourg

(m) With a regional operating headquarters in the Philippines

(n) Through ABS-CBN Hungary

(o) Subsidiary of PCC

(p) Through Pacific

(q) Through Sapientis

(r) With branch in Korea

(s) A subsidiary of Sky Cable where Sky Cable effectively owns more than 50% interest

(t) In liquidation

(u) On July 7, 2017, the SEC approved the incorporation of ABS-CBN Themed Experiences. ABS-CBN Themed Experiences was established primarily to design, build, develop, manage, operate and maintain theme and amusement parks, hotels, restaurants, coffee shops, refreshment parlors and other attractions and facilities.



- (v) On September 18, 2018, the SEC approved the merger of CPI and ABS-CBN Publishing with the former being the surviving entity.
- (w) In 2012, ABS-CBN acquired additional interest in Sky Vision increasing its economic interest to 24.8%. On the same year, Lopez, Inc. also executed a proxy in favor of ABS-CBN assigning its voting rights in Sky Vision. As a result, ABS-CBN has a voting interest of 75% in Sky Vision since 2012. Sky Vision is the holding company of Sky Cable, where ABS-CBN has an economic interest of 57.4% in 2014. In 2015, ABS-CBN purchased additional shares in Sky Vision increasing its economic interest on Sky Vision and Sky Cable to 75% and 59.4%, respectively.
- (x) In 2014, CPI and Sky Cable entered into an agreement to form a joint venture company. Medianow, which was incorporated on August 22, 2014, is 78.7% effectively owned by the Group in 2014. As a result of the acquisition of additional interest in Sky Vision, economic interest on Medianow increased to 79.7% in 2015.
- (y) On June 30, 2018, ABS-CBN Europe Remittance Inc., ABS-CBN Global Remittance Inc. and ABS-CBN Canada Remittance Inc. ceased operations.
- (z) On March 12, 2019, the SEC approved the incorporation of Chosen Bun. Chose Bun was established primarily to raise, process, manufacture and package all kinds of food products; to establish, operate, manage and maintain restaurants, coffee shops, and refreshments parlors; to serve and cater foods, drinks, refreshments and other food or commodities.
- (aa) On June 18, 2019, the SEC approved the incorporation of Probabilistic Insights, Inc. Probabilistic Insights, Inc. was established primarily to provide software products and data science services including but not limited to management consulting, marketing services such as direct marketing, database marketing, workshop facilitation and marketing training.
- (bb) The Group decided to wind-down its food and beverage and experience operations in July 2020.
- (cc) On December 21, 2021, ABS-CBN Europe Remittance Inc closed.
- (dd) In April 2022 and July 2021, ABS-CBN Europe closed its branches in Italy and Spain, respectively.

The Group controls an investee if and only if the Group has:

- Power over the investee (i.e., existing rights that give it the current ability to direct the relevant activities of the investee),
- Exposure, or rights, to variable returns from its involvement with the investee, and
- The ability to use its power over the investee to affect its returns.

When the Group has less than a majority of the voting or similar rights of an investee, the Group considers all relevant facts and circumstances in assessing whether it has power over an investee, including:

- The contractual arrangement with the other vote holders of the investee,
- Rights arising from other contractual arrangements,
- The Group's voting rights and potential voting rights.

The Group re-assesses whether or not it controls an investee if facts and circumstances indicate that there are changes to one or more of the three elements of control. Consolidation of a subsidiary begins when the Group obtains control over the subsidiary and ceases when the Group loses control of the subsidiary. Assets, liabilities, income and expenses of a subsidiary acquired or disposed during the year are included in the consolidated financial statements from the date the Group gains control until the date the Group ceases to control the subsidiary.

The financial statements of the subsidiaries are prepared for the same reporting year as the Parent Company, using consistent accounting policies. All significant intra-group balances, transactions, income and expenses and profits and losses are eliminated in full during consolidation.

Noncontrolling interests represent the portion of profit or loss and net assets not held by the Parent Company and are presented separately from equity attributable to equity holders of the Parent Company in the consolidated financial statements. This includes the equity interests in Sky Vision, Sky Cable and its subsidiaries, subsidiaries of Sapiientis, ABS-CBN Theme Parks and Medianow.

A change in the ownership interest of a subsidiary, without a loss of control, is considered as an acquisition or disposal of noncontrolling interest and accounted for as an equity transaction. The difference between the amount by which the noncontrolling interest is adjusted and the fair value of the consideration paid or received is recorded directly in equity.



If the Group loses control over a subsidiary, it:

- Derecognizes the assets (including goodwill) and liabilities of the subsidiary
- Derecognizes the carrying amount of any noncontrolling interest
- Derecognizes the cumulative translation differences recorded in equity
- Recognizes the fair value of the consideration received
- Recognizes the fair value of any investment retained
- Recognizes any surplus or deficit in profit or loss
- Reclassifies the parent's share of components previously recognized in OCI to profit or loss or retained earnings, as appropriate

Profit or loss and each component of OCI are attributed to the equity holders of the Parent Company and to the noncontrolling interests, even if this results in the noncontrolling interests having a deficit balance.

#### Business Combination and Goodwill

Business combinations are accounted for using the acquisition method. The cost of an acquisition is measured as the aggregate of the consideration transferred, measured at acquisition date fair value and the amount of any noncontrolling interest in the acquiree. For each business combination, the acquirer measures the noncontrolling interest in the acquiree either at fair value or at the proportionate share of the acquiree's identifiable net assets. Acquisition-related costs incurred are expensed and included in administrative expenses.

When the Group acquires a business, it assesses the financial assets and liabilities assumed for appropriate classification and designation in accordance with the contractual terms, economic circumstances and pertinent conditions as at the acquisition date. This includes the separation of embedded derivatives in host contracts by the acquiree.

If the business combination is achieved in stages, the acquisition date fair value of the acquirer's previously held equity interest in the acquiree is remeasured to fair value at the acquisition date through profit or loss. It is then considered in the determination of goodwill.

Any contingent consideration to be transferred by the acquirer will be recognized at fair value at the acquisition date. Subsequent changes to the fair value of the contingent consideration which is deemed to be an asset or liability, will be recognized in profit or loss. If the contingent consideration is classified as equity, it should not be remeasured until it is finally settled within equity.

Goodwill acquired in a business combination is initially measured at cost being the excess of the cost of business combination over the interest in the net fair value of the acquiree's identifiable assets, liabilities and contingent liabilities. If the fair value of the net assets acquired is in excess of the aggregate consideration transferred, the Group re-assesses whether it has correctly identified all of the assets acquired and all of the liabilities assumed and reviews the procedures used to measure the amounts to be recognized at the acquisition date. If the reassessment still results in an excess of the fair value of net assets acquired over the aggregate consideration transferred, then the gain is recognized in the consolidated statement of income.

If the initial accounting for business combination can be determined only provisionally by the end of the period by which the combination is effected because either the fair value to be assigned to the acquiree's identifiable assets, liabilities or contingent liabilities or the cost of the combination can be determined only provisionally, the Group accounts for the combination using provisional values. Adjustment to these provisional values as a result of completing the initial accounting shall be made within 12 months from the acquisition date. The carrying amount of an identifiable asset, liability, or





contingent liability that is recognized from that date and goodwill or any gain recognized shall be adjusted from the acquisition date by the amount equal to the adjustment to the fair value at the acquisition date of the identifiable asset, liability or contingent liability being recognized or adjusted.

After initial recognition, goodwill is measured at cost less any accumulated impairment losses. For the purpose of impairment testing, goodwill acquired in a business combination is, from the acquisition date, allocated to each of the Group's cash-generating units that are expected to benefit from the combination, irrespective of whether other assets or liabilities of the acquiree are assigned to those units.

Where goodwill forms part of a cash-generating unit and part of the operation within that unit is disposed of, the goodwill associated with the operation disposed of is included in the carrying amount of the operation when determining the gain or loss on disposal of the operation. Goodwill disposed of in this circumstance is measured based on the relative values of the operation disposed of and the portion of the cash-generating unit retained.

#### Business Combination Involving Entities under Common Control

Where there are business combinations in which all the combining entities within the group are ultimately controlled by the same ultimate parent before and after the business combination and that the control is not transitory ("business combinations under common control"), the Group may account such business combinations under the acquisition method of accounting or pooling of interests method, if the transaction was deemed to have substance from the perspective of the reporting entity. In determining whether the business combination has substance, factors such as the underlying purpose of the business combination and the involvement of parties other than the combining entities such as the noncontrolling interest, shall be considered.

In cases where the business combination has no substance, the Group shall account for the transaction similar to a pooling of interests. The assets and liabilities of the acquired entities and that of the Group are reflected at their carrying values. The difference in the amount recognized and the fair value of the consideration given, is accounted for as an equity transaction, i.e., as either a contribution or distribution of equity. Further, when a subsidiary is disposed in a common control transaction, the difference in the amount recognized and the fair value of consideration received is also accounted for as an equity transaction.

#### Foreign Currency Translation and Transaction

##### *Functional and Presentation Currency*

The consolidated financial statements are presented in Philippine peso, which is the Parent Company's functional and presentation currency. Each entity determines its own functional currency, which is the currency that best reflects the economic substance of the underlying events and circumstances relevant to that entity, and items included in the financial statements of each entity are measured using that functional currency.

The functional currency of all the subsidiaries, except foreign subsidiaries, is the Philippine peso. The functional currencies of the foreign subsidiaries are disclosed under the Basis of Consolidation section. As at financial reporting date, the assets and liabilities of foreign subsidiaries are translated into the presentation currency of the Parent Company (the Philippine peso) at the rate of exchange ruling at financial reporting date and, their statements of income are translated at the weighted average exchange rates for the year. The exchange differences arising on the translation are taken directly to "Exchange differences on translation of foreign operations" in the OCI and "Exchange differences on translation of foreign operations" account within the equity section of the consolidated statement of financial position. Upon disposal of any of these foreign subsidiaries, the deferred cumulative amount recognized in equity relating to that particular foreign subsidiary will be



recognized in the consolidated statement of income. Any goodwill arising on the acquisition of a foreign operation and any fair value adjustments to the carrying amounts of assets and liabilities arising on the acquisition are treated as assets and liabilities of the foreign operation and translated at the spot rate of exchange at the reporting date.

#### *Foreign Currency-denominated Transactions*

Transactions in foreign currencies are initially recorded in the functional currency exchange rate ruling at the date of the transactions. Monetary assets and liabilities denominated in foreign currencies are retranslated at the functional currency closing exchange rate at financial reporting date.

All differences are taken to the consolidated statement of income. Nonmonetary items that are measured in terms of historical cost in a foreign currency are translated using the exchange rates at the dates of the initial transactions. Nonmonetary items measured at fair value in a foreign currency are translated using the exchange rates at the date when the fair value was determined.

#### Fair Value Measurement

The Group measures financial instruments at fair value at each financial reporting date.

Fair value is the estimated price that would be received to sell an asset or paid to transfer a liability in an orderly transaction between market participants at the measurement date. The fair value measurement is based on the presumption that the transaction to sell the asset or transfer the liability takes place either:

- In the principal market for the asset or liability, or
- In the absence of a principal market, in the most advantageous market for the asset or liability.

The principal or the most advantageous market must be accessible by the Group.

The fair value of an asset or a liability is measured using the assumptions that market participants would use when pricing the asset or liability, assuming that market participants act in their economic best interest.

A fair value measurement of a nonfinancial asset takes into account a market participant's ability to generate economic benefits by using the asset in its highest and best use or by selling it to another market participant that would use the asset in its highest and best use.

The Group uses valuation techniques that are appropriate in the circumstances and for which sufficient data are available to measure fair value, maximizing the use of relevant observable inputs and minimizing the use of unobservable inputs.

All assets and liabilities for which fair value is measured or disclosed in the consolidated financial statements are categorized within the fair value hierarchy, described as follows, based on the lowest level input that is significant to the fair value measurement as a whole:

- Level 1: Quoted (unadjusted) market prices in active markets for identical assets or liabilities
- Level 2: Valuation techniques for which the lowest level input that is significant to the fair value measurement is directly or indirectly observable
- Level 3: Valuation techniques for which the lowest level input that is significant to the fair value measurement is unobservable



For assets and liabilities that are recognized in the consolidated financial statements on a recurring basis, the Group determines whether transfers have occurred between levels in the hierarchy by re-assessing categorization (based on the lowest level input that is significant to the fair value measurement as a whole) at every financial reporting date. For the purpose of fair value disclosures, the Group has determined classes of assets and liabilities on the basis of the nature, characteristics and risks of the asset or liability and the level of the fair value hierarchy as explained above.

### Financial Instruments

#### *Date of recognition*

Financial instruments are recognized in the consolidated statement of financial position when the Group becomes a party to the contractual provisions of the instrument. Purchases or sales of financial assets that require delivery of assets within the time frame established by regulation or convention in the marketplace are recognized using trade date accounting. Derivatives are recognized on trade date accounting.

#### *Day 1 difference*

Where the transaction price in a non-active market is different from the fair value of other observable current market transactions in the same instrument or based on a valuation technique whose variables include only data from observable market, the Group recognizes the difference between the transaction price and fair value (a Day 1 difference) in the consolidated statement of income. In cases where unobservable data is used, the difference between the transaction price and model value is only recognized in the consolidated statement of income when the inputs become observable or when the instrument is derecognized. For each transaction, the Group determines the appropriate method of recognizing the Day 1 difference amount.

### Financial Assets

#### *Initial recognition and measurement*

Financial assets are classified, at initial recognition, and subsequently measured at amortized cost, FVOCI, and fair value through profit or loss (FVTPL).

The classification of financial assets at initial recognition depends on the financial asset's contractual cash flow characteristics and the Group's business model for managing them. With the exception of trade receivables that do not contain a significant financing component or for which the Group has applied the practical expedient, the Group initially measures a financial asset at its fair value plus, in the case of a financial asset not at fair value through profit or loss, transaction costs. Trade receivables that do not contain a significant financing component or for which the Group has applied the practical expedient are measured at the transaction price determined under PFRS 15, *Revenue from Contracts with Customers*.

In order for a financial asset to be classified and measured at amortized cost or FVOCI, it needs to give rise to cash flows that are 'solely payments of principal and interest (SPPI)' on the principal amount outstanding. This assessment is referred to as the SPPI test and is performed at an instrument level. Financial assets with cashflows that are not SPPI are classified and measured at FVTPL, irrespective of the business model.

The Group's business model for managing financial assets refers to how it manages its financial assets in order to generate cash flows. The business model determines whether cash flows will result from collecting contractual cash flows, selling the financial assets, or both.



### *Subsequent measurement*

For purposes of subsequent measurement, financial assets are classified in four categories: financial assets at amortized cost (debt instruments), financial assets at FVOCI with recycling of cumulative gains and losses (debt instruments), financial assets designated at FVOCI with no recycling of cumulative gains and losses upon derecognition (equity instruments), and financial assets at FVTPL.

- Financial assets at amortized cost (debt instruments)  
This category is the most relevant to the Group. The Group measures financial assets at amortized cost if both of the following conditions are met:
  - the financial asset is held within a business model with the objective to hold financial assets in order to collect contractual cash flows; and
  - the contractual terms of the financial asset give rise on specified dates to cash flows that are solely payments of principal and interest on the principal amount outstanding.

Financial assets at amortized cost are subsequently measured using the effective interest (EIR) method and are subject to impairment. Gains and losses are recognized in profit or loss when the asset is derecognized, modified or impaired.

This category includes the Group's cash and cash equivalents, short-term investments, trade and other receivables and deposits (included under "Other noncurrent assets" account).

- Financial assets designated at FVOCI (equity instruments)  
Upon initial recognition, the Group can elect to classify irrevocably its equity investments as equity instruments designated at fair value through OCI when they meet the definition of equity under PAS 32, *Financial Instruments: Presentation* and are not held for trading. The classification is determined on an instrument-by-instrument basis.

Gains and losses on these financial assets are never recycled to profit or loss. Dividends are recognized as other income in the statement of profit or loss when the right of payment has been established, except when the Group benefits from such proceeds as a recovery of part of the cost of the financial asset, in which case, such gains are recorded in OCI. Equity instruments designated at FVOCI are not subject to impairment assessment.

The Group elected to classify irrevocably its listed and non-listed equity investments and investments in club shares under this category.

### *Derecognition*

A financial asset (or, where applicable, a part of a financial asset or part of a group of similar financial assets) is primarily derecognized (i.e., removed from the Group's consolidated statement of financial position) when:

- the rights to receive cash flows from the asset have expired; or
- the Group has transferred its rights to receive cash flows from the asset or has assumed an obligation to pay the received cash flows in full without material delay to a third party under a 'pass-through' arrangement; and either (a) the Group has transferred substantially all the risks and rewards of the asset, or (b) the Group has neither transferred nor retained substantially all the risks and rewards of the asset, but has transferred control of the asset.

When the Group has transferred its rights to receive cash flows from an asset or has entered into a pass-through arrangement, it evaluates if, and to what extent, it has retained the risks and rewards of ownership. When it has neither transferred nor retained substantially all of the risks and rewards of



the asset, nor transferred control of the asset, the Group continues to recognize the transferred asset to the extent of its continuing involvement. In that case, the Group also recognizes an associated liability. The transferred asset and the associated liability are measured on a basis that reflects the rights and obligations that the Group has retained.

Continuing involvement that takes the form of a guarantee over the transferred asset is measured at the lower of the original carrying amount of the asset and the maximum amount of consideration that the Group could be required to repay.

#### *Modification*

The Group derecognizes a financial asset when the terms and conditions have been renegotiated to the extent that, substantially, it becomes a new asset, with the difference between its carrying amount and the fair value of the new asset recognized as a derecognition gain or loss in profit or loss, to the extent that an impairment loss has not already been recorded.

The Group considers both qualitative and quantitative factors in assessing whether a modification of financial asset is substantial or not. When assessing whether a modification is substantial, the Group considers the following factors, among others:

- Change in currency
- Introduction of an equity feature
- Change in counterparty
- If the modification results in the asset no longer considered “solely payment for principal and interest”

The Group also performs a quantitative assessment similar to that being performed for modification of financial liabilities. In performing the quantitative assessment, the Group considers the new terms of a financial asset to be substantially different if the present value of the cash flows under the new terms, including any fees paid net of any fees received and discounted using the original effective interest rate, is at least 10% different from the present value of the remaining cash flows of the original financial asset.

When the contractual cash flows of a financial asset are renegotiated or otherwise modified and the renegotiation or modification does not result in the derecognition of that financial asset, the Group recalculates the gross carrying amount of the financial asset as the present value of the renegotiated or modified contractual cash flows discounted at the original EIR (or credit-adjusted EIR for purchased or originated credit-impaired financial assets) and recognizes a modification gain or loss in the statement of income.

When the modification of a financial asset results in the derecognition of the existing financial asset and the subsequent recognition of a new financial asset, the modified asset is considered a 'new' financial asset. Accordingly, the date of the modification shall be treated as the date of initial recognition of that financial asset when applying the impairment requirements to the modified financial asset. The newly recognized financial asset is classified as Stage 1 for ECL measurement purposes, unless the new financial asset is deemed to be originated as credit impaired (POCI).

#### *Impairment*

The Group recognizes an expected credit loss (ECL) for all debt instruments not held at fair value through profit or loss. ECLs are based on the difference between the contractual cash flows due in accordance with the contract and all the cash flows that the Group expects to receive, discounted at an approximation of the original effective interest rate. The expected cash flows will include cash flows from the sale of collateral held or other credit enhancements that are integral to the contractual terms.



ECLs are recognized in two stages. For credit exposures for which there has not been a significant increase in credit risk since initial recognition, ECLs are provided for credit losses that result from default events that are possible within the next 12-months (a 12-month ECL). For those credit exposures for which there has been a significant increase in credit risk since initial recognition, a loss allowance is required for credit losses expected over the remaining life of the exposure, irrespective of the timing of the default (a lifetime ECL).

For cash and cash equivalents and short-term investments, the Group applies a general approach in calculating ECLs. The Group recognizes a loss allowance based on either 12-month ECL or lifetime ECL, depending on whether there has been a significant increase in credit risk on its cash and cash equivalents and short-term investments since initial recognition.

For trade and other receivables and contract assets, the Group applies a simplified approach in calculating ECLs. Therefore, the Group does not track changes in credit risk, but instead recognizes a loss allowance based on lifetime ECLs at each reporting date. The Group has established a provision matrix that is based on its historical credit loss experience, adjusted for forward-looking factors specific to the debtors and the economic environment.

The Group considers a financial asset in default when contractual payments are generally 60 to 90 days past due. However, in certain cases, the Group may also consider a financial asset to be in default when internal or external information indicates that the Group is unlikely to receive the outstanding contractual amounts in full before taking into account any credit enhancements held by the Group. A financial asset is written off when there is no reasonable expectation of recovering the contractual cash flows.

### Financial Liabilities

#### *Initial recognition and measurement*

Financial liabilities are classified, at initial recognition, as financial liabilities at FVTPL, loans and borrowings, payables, or as derivatives designated as hedging instruments in an effective hedge, as appropriate.

All financial liabilities are recognized initially at fair value and, in the case of loans and borrowings and payables, net of directly attributable transaction costs.

The Group's financial liabilities are trade and other payables, interest-bearing loans and borrowings, obligations for program rights, convertible note and customers' deposits (included under "Other noncurrent liabilities" account).

#### *Subsequent measurement*

The measurement of financial liabilities depends on their classification and are classified into two categories: financial liabilities at FVTPL and financial liabilities at amortized cost.

- Financial liabilities at amortized cost  
This is the category most relevant to the Group. After initial recognition, interest-bearing loans and borrowings are subsequently measured at amortized cost using the EIR method. Gains and losses are recognized in profit or loss when the liabilities are derecognized as well as through the EIR amortization process.

Amortized cost is calculated by taking into account any discount or premium on acquisition and fees or costs that are an integral part of the EIR. The EIR amortization is included under "Finance costs" account in the consolidated statement of income.



Classified under this category are trade and other payables, interest-bearing loans and borrowings, obligations for program rights, convertible note and customers' deposits (included under "Other noncurrent liabilities" account).

#### *Derecognition*

A financial liability is derecognized when the obligation under the liability is discharged, cancelled or has expired.

Where an existing financial liability is replaced by another from the same lender on substantially different terms, or the terms of an existing liability are substantially modified, such an exchange or modification is treated as a derecognition of the original liability and the recognition of a new liability, and the difference in the respective carrying amounts is recognized in the consolidated statement of income.

#### *Exchange or modification*

The Group considers both qualitative and quantitative factors in assessing whether a modification of financial liabilities is substantial or not. The terms are considered substantially different if the present value of the cash flows under the new terms, including any fees paid net of any fees received and discounted using the original effective interest rate, is at least 10% different from the present value of the remaining cash flows of the original financial liability. However, under certain circumstances, modification or exchange of a financial liability may still be considered substantial, even where the present value of the cash flows under the new terms is less than 10% different from the present value of the remaining cash flows of the original financial liability. There may be situations where the modification of the financial liability is so fundamental that immediate derecognition of the original financial liability is appropriate (e.g., restructuring a financial liability to include an embedded equity component).

When an existing financial liability is replaced by another from the same lender on substantially different terms, or the terms of an existing liability are substantially modified, such an exchange or modification is treated as a derecognition of the original liability and the recognition of a new liability. The difference between the carrying value of the original financial liability and the fair value of the new liability is recognized in profit or loss.

When the exchange or modification of the existing financial liability is not considered as substantial, the Group recalculates the gross carrying amount of the financial liability as the present value of the renegotiated or modified contractual cash flows discounted at the original EIR and recognizes a modification gain or loss in profit or loss.

If modification of terms is accounted for as an extinguishment, any costs or fees incurred are recognized as part of the gain or loss on the extinguishment. If the modification is not accounted for as an extinguishment, any costs or fees incurred adjust the carrying amount of the financial instrument and are amortized over the remaining term of the modified financial instrument.

#### Classification of Financial Instruments Between Liability and Equity

A financial instrument is classified as liability if it provides for a contractual obligation to:

- deliver cash or another financial asset to another entity;
- exchange financial assets or financial liabilities with another entity under conditions that are potentially unfavorable to the Group; or
- satisfy the obligation other than by the exchange of a fixed amount of cash or another financial asset for a fixed number of own equity shares.



If the Group does not have an unconditional right to avoid delivering cash or another financial asset to settle its contractual obligation, the obligation meets the definition of a financial liability.

The components of issued financial instruments that contain both liability and equity elements are accounted for separately, with the equity component being assigned the residual amount after deducting from the instrument as a whole the amount separately determined as the fair value of the liability component on the date of issue.

#### Offsetting Financial Instruments

Financial assets and financial liabilities are offset with the net amount reported in the consolidated statement of financial position if, and only if, there is a currently enforceable legal right to offset the recognized amounts and there is an intention to settle on a net basis, or to realize the asset and settle the liability simultaneously. The Group assesses that it has a currently enforceable right of offset if the right is not contingent on a future event, and is legally enforceable in the normal course of business, event of default, and event of insolvency or bankruptcy of the Group and all of the counterparties.

#### Inventories

Inventories are valued at the lower of cost and net realizable value. Cost is determined using the moving average method. Net realizable value of inventories that are for sale is the selling price in the ordinary course of business, less the cost of marketing and distribution. Net realizable value of inventories not held for sale is the current replacement cost.

#### Other Current Assets

##### *Restricted cash*

Restricted cash pertains to funds intended for debt repayment and is not available for any disbursement transactions other than its specified purpose.

##### *Creditable withholding taxes (CWT)*

CWT represents the amount withheld by the Group's customers in relation to its revenues. These are recognized upon collection of the related billings and are utilized as tax credits against income tax due as allowed by the Philippine taxation laws and regulations.

##### *Advances to suppliers*

Advances to suppliers represent advance payments on goods to be received or services to be incurred in connection with the Group's operations and are generally applied to acquisition of inventories and fixed assets and availment of services and others within the next financial year.

##### *Preproduction expenses*

Preproduction expenses represent costs incurred prior to the airing of the programs or episodes. These costs include talent fees of artists and production staff and other costs directly attributable to production of programs. These are charged to expense upon airing of the related program or episodes. Costs related to previously taped episodes determined not to be aired are charged to expense.

##### *Prepayments*

Prepayments are carried at cost and are amortized on a straight-line basis over the period of expected usage, which is equal to or less than 12 months or within the normal operating cycle.





### Noncurrent Assets Held for Sale

Noncurrent assets is classified as held for sale if their carrying amounts will be recovered principally through a sale transaction rather than through continuing use. Non-current assets classified as held for sale are measured at the lower of their carrying amount and fair value less costs to sell. Costs to sell are the incremental costs directly attributable to the disposal of an asset, excluding finance costs and income tax expense.

The criteria for held for sale classification is regarded as met only when the sale is highly probable, and the asset or disposal group is available for immediate sale in its present condition. Actions required to complete the sale should indicate that it is unlikely that significant changes to the sale will be made or that the decision to sell will be withdrawn. Management must be committed to the plan to sell the asset and the sale is expected to be completed within one year from the date of the classification.

Property, plant and equipment and intangible assets are not depreciated or amortized once classified as held for sale. Assets and liabilities classified as held for sale are presented separately as current items in the consolidated statement of financial position.

### Property and Equipment

Property and equipment, except land, are carried at cost (including capitalized interest), excluding the costs of day-to-day servicing, less accumulated depreciation, amortization and any impairment in value. Such cost includes the cost of replacing part of such property and equipment when that cost is incurred if the recognition criteria are met.

Land, as of December 31, 2022, is stated at cost, which includes initial purchase price and other cost directly attributable in bringing such asset to its working condition, less any impairment in value.

Starting December 31, 2023, the Group's management voluntarily changed its accounting policy for land from cost model to revaluation model. Management believes that the revaluation model provides more reliable information in presenting the fair value of the land as of December 31, 2023. Such change in accounting policy was applied by the Group prospectively.

With this, land as of December 31, 2023, is measured at fair value less accumulated impairment losses, if any, recognized after the date of the acquisition. Valuations are to be performed every three to five years or more frequently as deemed necessary to ensure that the fair value of a revalued asset does not differ materially from its carrying amount.

The increase in the valuation of land, net of deferred income tax liability, is credited to "Revaluation increment" under equity in the consolidated statements of financial position and recognized as OCI in the consolidated statements of comprehensive income, except to the extent that it reverses a revaluation decrease of the same asset previously recognized in profit or loss, in which case, the increase is recognized in profit or loss. A revaluation deficit is recognized in profit or loss, except to the extent that it offsets an existing surplus on the same asset recognized in the "Revaluation increment" account. Upon disposal, the relevant portion of the revaluation increment realized in respect of the previous valuation will be released from the revaluation increment in OCI directly to retained earnings.

Initial installation costs, including materials, labor and overhead costs are capitalized as part of distribution equipment (included in the "Towers, transmission, television, radio, movie and auxiliary equipment" account) and depreciated over the subscriber relationship or the estimated useful life of the distribution equipment whichever is shorter. The costs of subsequent disconnection and reconnection are charged to profit or loss when incurred.



Unissued spare parts represent major spare parts that can be used only in connection with the distribution equipment. Unissued spare parts are not depreciated but tested for impairment until these become available for use. These are included in the “Other equipment” account.

When each major inspection is performed, its cost is recognized in the carrying amount of the property and equipment as a replacement if the recognition criteria are satisfied.

The Group recognizes right-of-use assets at the commencement date of the lease (i.e., the date the underlying asset is available for use). Right-of-use assets are initially measured at cost, less any accumulated depreciation and impairment losses, and adjusted for any remeasurement of lease liabilities. The initial cost of right-of-use assets includes the amount of lease liabilities recognized, initial direct costs incurred, lease payments made at or before the commencement date less any lease incentives received and estimate of costs to be incurred by the lessee in dismantling and removing the underlying asset, restoring the site on which it is located or restoring the underlying asset to the condition required by the terms and conditions of the lease, unless those costs are incurred to produce inventories.

Unless the Group is reasonably certain to obtain ownership of the leased asset at the end of the lease term, the recognized right-of-use assets are depreciated on a straight-line basis over the shorter of their estimated useful life and lease term. Right-of-use assets are subject to impairment.

Depreciation and amortization are computed on a straight-line method over the following useful lives of property and equipment:

<u>Asset Type</u>	<u>Number of Years</u>
Land improvements	5 to 10
Buildings and improvements	10 to 40
Towers, transmission, television, radio, movie and auxiliary equipment	5 to 20
Right-of-use assets	5 to 9
Other equipment	3 to 25

The property and equipment’s residual values, useful lives and method of depreciation and amortization are reviewed, and adjusted if appropriate, at each financial reporting date.

Construction in-progress represents equipment under installation and building under construction and is stated at cost, which includes cost of construction and other direct costs. Construction in-progress is not depreciated until such time that the relevant assets are completed and become available for operational use.

An item of property and equipment is derecognized upon disposal or when no future economic benefits are expected from its use or disposal. Any gain or loss arising on derecognition of the asset (calculated as the difference between the net disposal proceeds and the carrying amount of the asset) is included in the consolidated statement of income in the year the asset is derecognized.

#### Intangible Assets

Intangible assets acquired separately are measured on initial recognition at cost. If payment for an intangible asset is deferred beyond normal credit terms, its cost is the cash price equivalent. The difference between this amount and the total payments is recognized as interest expense over the period of credit. The cost of intangible assets acquired in a business combination is the fair value as at the date of acquisition. The useful lives of intangible assets are assessed to be either finite or indefinite. Following initial recognition, intangible assets are carried at cost less any accumulated amortization in the case of intangible assets with finite lives, and any accumulated impairment losses.



Intangible assets with finite lives are amortized over the useful economic life and assessed for impairment whenever there is an indication that the intangible asset may be impaired. The amortization period and method for an intangible asset with a finite useful life is reviewed at least each financial reporting date. Changes in the expected useful life or the expected pattern of consumption of future economic benefits embodied in the asset is accounted for by changing the amortization period or method, as appropriate, and treated as changes in accounting estimates. The amortization of intangible assets with finite lives is recognized in the consolidated statement of income in the expense category consistent with the function of the intangible asset.

Intangible assets with indefinite useful lives are tested for impairment annually or more frequently if an indication of impairment exists either individually or at the cash-generating unit level. Such intangibles are not amortized. Intangible asset with an indefinite life is reviewed annually to determine whether indefinite life assessment continues to be supportable. If not, the change in the useful life assessment from indefinite to finite is made on a prospective basis.

Amortization of program rights is computed on a straight-line method over the following method:

Category	Policy
Specific run with specific terms	For fixed term program and film rights, amortized on a straight-line basis over the license term as indicated in the contract, regardless if program and film right is aired or not.
Multiple runs with specific terms	
Perpetual rights	For perpetuity program and film rights, amortized on a straight-line basis at the beginning of the term as indicated in the contract, regardless if the program and film right is aired or not, and shall run over a period of 15 years from the start of amortization.

The policies applied on other intangible assets are as follows:

Intangible Asset	Useful Lives	Amortization Method Used	Impairment Testing	Current and Noncurrent Classification
Movie In-process/Filmed Entertainment	Finite	Amortized on accelerated method (i.e., majority of the cost is amortized upon showing and the remainder is over 15 years)	If the unamortized film cost is higher than the fair value of the film, the asset is written down to its recoverable amount.	Based on the estimated year of usage
Story and Publication	Finite (useful economic benefit) - 10 to 50 years	Amortized on a straight-line basis over the economic useful life	If the remaining expected benefit period is shorter than the Group's initial estimates, the Group accelerates amortization of the cost. Impairment loss is also recognized if the carrying value exceeds the asset's recoverable amount.	Based on the estimated year of usage



<b>Intangible Asset</b>	<b>Useful Lives</b>	<b>Amortization Method Used</b>	<b>Impairment Testing</b>	<b>Current and Noncurrent Classification</b>
Video Rights	Finite - six months	Amortized on a straight-line basis over six months	If the remaining expected benefit period is shorter than the Group's initial estimates, the Group accelerates amortization of the cost. Impairment loss is also recognized if the carrying value exceeds the asset's recoverable amount.	Current
Customer Relationships	Finite - 3 to 25 years	Amortized on a straight-line basis over the estimated customer service life	If the remaining expected benefit period is shorter than the Group's initial estimates, the Group accelerates amortization of the cost. Impairment loss is also recognized if the carrying value exceeds the asset's recoverable amount.	Noncurrent
Cable Channels – CPI	Finite - 10 years	Amortized on a straight-line basis over a period of 10 years	If the remaining expected benefit period is shorter than the Group's initial estimates, the Group accelerates amortization of the cost. Impairment loss is also recognized if the carrying value exceeds the asset's recoverable amount.	Noncurrent
Production and Distribution Business - Middle East	Finite - 25 years	Amortized on a straight-line basis over the period of 25 years	If the remaining expected benefit period is shorter than the Group's initial estimates, the Group accelerates amortization of the cost. Impairment loss is also recognized if the carrying value exceeds the asset's recoverable amount.	Noncurrent
Trademarks	Finite – 15 years	Amortized on a straight-line basis over a period of 15 years	If the remaining expected benefit period is shorter than the Group's initial estimates, the Group accelerates amortization of the cost. Impairment loss is also recognized if the carrying value exceeds the asset's recoverable amount	Noncurrent
Digital Platforms	Finite - 5 years	Amortized on a straight-line basis over the estimated useful life	If the expected benefit period is shorter than the Group's initial estimates, the Group	Noncurrent



<b>Intangible Asset</b>	<b>Useful Lives</b>	<b>Amortization Method Used</b>	<b>Impairment Testing</b>	<b>Current and Noncurrent Classification</b>
			accelerates the amortization of the cost	
IP Block	Indefinite	No amortization	Annually and more frequently when an indication of impairment exists. Impairment loss is also recognized if the carrying value exceeds the asset's recoverable amount	Noncurrent
Business Process Re-engineering	Not yet available for use	No amortization	Annually and more frequently when an indication of impairment exists. Impairment loss is also recognized if the carrying value exceeds the asset's recoverable amount.	Noncurrent

Investment Properties

Investment properties are measured at cost, including transaction costs, less accumulated depreciation and any impairment in value. The carrying amount includes the cost of replacing part of an existing investment property at the time the cost is incurred if the recognition criteria are met, and excludes day-to-day servicing of an investment property.

Investments in Associates

The Group's investments in associates are accounted for under the equity method of accounting. An associate is an entity over which the Group has significant influence or the power to participate in the financial and operating policy decisions of the investee, but has no control or joint control over those policies.

The considerations made in determining significant influence are similar to those necessary to determine control over subsidiaries.

Under the equity method, investment in associates is carried in the consolidated statement of financial position at cost plus post-acquisition changes in the Group's share in net assets of the associate. Goodwill relating to an associate is included in the carrying amount of the investment and is not tested for impairment. The consolidated statement of income reflects the Group's share on the financial performance of an associate. When the Group's share of losses in an associate equal or exceeds its interest in the associate, including any other unsecured receivables, the Group does not recognize further losses, unless it has incurred obligations or made payments on behalf of the associate. Where there has been a change recognized directly in the equity of the associate, the Group recognizes its share in any changes and discloses this, when applicable, in the consolidated statement of changes in equity.

Investments in Joint Ventures

A joint venture is a type of joint arrangement whereby the parties that have joint control of the arrangement have rights to the net assets of the joint venture. Joint control is the contractually agreed sharing of control of an arrangement, which exists only when decisions about the relevant activities



require unanimous consent of the parties sharing control. The considerations made in determining joint control are similar to those necessary to determine control over subsidiaries.

The Group's investments in joint ventures are accounted for using the equity method. Under the equity method, the investment in a joint venture is carried in the consolidated statement of financial position at cost plus post-acquisition changes in the Group's share in net assets of the joint venture. Goodwill relating to the joint venture is included in the carrying amount of the investment and is neither amortized nor individually tested for impairment. The consolidated statement of income reflects the Group's share of the results of operations of the joint venture. Any change in the OCI of the joint venture is presented as part of the Group's OCI. In addition, when there has been a change recognized directly in the equity of the joint venture, the Group recognizes its share of any changes, when applicable, in the consolidated statement of changes in equity. Unrealized gains and losses resulting from transactions between the Group and the joint venture are eliminated to the extent of the interest in the joint venture.

#### Tax Credits

Tax credits from government airtime sales availed under Presidential Decree (PD) No. 1362 are recognized in the books upon actual airing of government commercials and advertisements. These are included under "Other noncurrent assets" account in the consolidated statement of financial position.

#### Impairment of Nonfinancial Assets

The Group assesses at each financial reporting date whether there is an indication that property and equipment, investment properties, program rights and other intangible assets with finite lives, investments in associates and joint ventures and tax credits may be impaired. If any such indication exists, or when annual impairment testing for an asset is required, the Group makes an estimate of the asset's recoverable amount. An asset's recoverable amount is the higher of an asset's or cash-generating unit's fair value, less costs to sell and its value in use and is determined for an individual asset, unless the asset does not generate cash inflows that are largely independent of those from other assets or groups of assets. Where the carrying amount of an asset exceeds its recoverable amount, the asset is considered impaired and is written down to its recoverable amount. In assessing value in use, the estimated future cash flows are discounted to their present value using a pre-tax discount rate that reflects current market assessments of the time value of money and the risks specific to the asset. Impairment losses are recognized in the consolidated statement of income in those expense categories consistent with the function of the impaired asset.

For assets, an assessment is made at each financial reporting date as to whether there is any indication that previously recognized impairment losses may no longer exist or may have decreased. If such indication exists, the recoverable amount is estimated.

A previously recognized impairment loss is reversed only if there has been a change in the estimates used to determine the asset's recoverable amount since the last impairment loss was recognized. If that is the case, the carrying amount of the asset is increased to its recoverable amount. The increased amount cannot exceed the carrying amount that would have been determined, net of depreciation and amortization, had no impairment loss been recognized for the asset in prior years. Such reversal is recognized in the consolidated statement of income. After such a reversal, the depreciation and amortization are adjusted in future periods to allocate the asset's revised carrying amount, less any residual value, on a systematic basis over its remaining useful life.



The following criteria are also applied in assessing impairment of specific nonfinancial assets:

*Intangible assets with indefinite life*

Goodwill and IP block are reviewed for impairment, annually or more frequently if events or changes in circumstances indicate that the carrying value may be impaired. Impairment is determined for goodwill and IP block by assessing the recoverable amount of the cash-generating units, to which the goodwill and IP block relates. Where the recoverable amount of the cash-generating unit (or group of cash-generating units) is less than the carrying amount of the cash-generating unit (or group of cash-generating units) to which the goodwill and IP block has been allocated, an impairment loss is recognized in the consolidated statement of income. Impairment losses relating to goodwill cannot be reversed for subsequent increases in its recoverable amount in future periods. The Group performs its annual impairment test of goodwill and IP block as at December 31 of each year.

*Investments in associates and joint ventures*

After application of the equity method, the Group determines whether it is necessary to recognize any additional impairment loss with respect to the Group's net investments in the associates and joint ventures. The Group determines at each financial reporting date whether there is any objective evidence that the investments in associates and joint ventures are impaired. If this is the case, the Group calculates the amount of impairment as being the difference between the recoverable amount of an investment in associate and joint ventures and the carrying value and recognizes the loss as part of "Equity in net earnings (losses) of associates and joint ventures" in the consolidated statement of income.

Paid-in Capital

The Group has issued par value capital stock that is classified as equity. Incremental costs directly attributable to the issuance of new capital stock are shown in equity as a deduction, net of tax, from the proceeds.

When the Group issues its par value shares, the proceeds shall be credited to the "Capital stock" account in the consolidated statement of financial position to the extent of the par value, with any excess being reflected as "Additional paid-in capital" in the consolidated statement of financial position.

Where the Group purchases its capital stock and Philippine Depositary Receipts (PDRs) issued by ABS-CBN Holdings that are convertible to Parent Company common shares (recorded as "Treasury shares and PDRs convertible to common shares" account in the consolidated statement of financial position), the consideration paid, including any directly attributable incremental costs (net of applicable taxes) is deducted from equity attributable to the equity holders of the Parent Company until the shares are cancelled or reissued. Where such shares are subsequently reissued, any consideration received, net of any directly attributable incremental transaction costs and the related tax effects, is included in equity attributable to the equity holders of the Parent Company.

Share-based Payment Transactions

Employees and talents (including directors) of the Group receive remuneration in the form of share-based payment transactions from the Parent Company and from Lopez Holdings Corporation (a commonly-controlled entity), whereby eligible participants render services as consideration for equity instruments (equity-settled transactions). Selected key employees of the Group, also receive remuneration in the form of share-based payment transactions, whereby the Group incurs a liability to pay cash (cash-settled transactions) to the employees in consideration for their services rendered.



#### *Equity-settled transactions*

The cost of equity-settled transactions is determined by the fair value of the stock options at the date the option is granted. The fair value is determined using the Black-Scholes-Merton Option Pricing Model. In valuing equity-settled transactions, no account is taken of any performance conditions, other than conditions linked to the price of the subjected shares (“market conditions”) and non-vesting conditions, if applicable.

The cost of equity-settled transactions is recognized, together with a corresponding increase in “Share-based payment plan” account in equity, over the period in which the performance and/or service conditions are fulfilled (the vesting period).

The cumulative expense recognized for equity-settled transactions at each financial reporting date until the vesting date reflects the extent to which the vesting period has expired and the best estimate of the number of equity instruments that will ultimately vest at that date. The current income or expense charges in “Personnel expenses”, under “General and administrative expenses” account in the consolidated statement of income, represents the movement in cumulative expense recognized as at financial reporting date.

No expense is recognized for awards that do not ultimately vest.

When the terms of an equity-settled transaction award are modified, the minimum expense recognized is the expense as if the terms had not been modified, if the original terms of the award are met. An additional expense is recognized for any modification that increases the total fair value of the share-based payment transaction, or is otherwise beneficial to the employee as measured at the date of modification.

When an equity-settled award is cancelled with payment, it is treated as if it vested on the date of cancellation, and any expense not yet recognized for the award is recognized immediately. This includes any award where non-vesting conditions within the control of either the entity or the employee are not met. However, if a new award is substituted for the cancelled award, and designated as a replacement award on the date that it is granted, the cancelled and new awards are treated as if they were a modification of the original award, as described in the previous paragraph. There is no reversal of cost already charged after vesting of the equity-settled transactions, only transfers between components of equity.

#### *Cash-settled transactions*

The cost of liability from the cash-settled transactions for notional shares allocated to selected key employees is measured by reference to the market price of the Parent Company’s share as at financial reporting date. At each financial reporting date between the grant date and settlement, the liability recognized is the fair value of the award at that date multiplied by the expired portion of the vesting period. All changes in the liability are recognized in profit or loss for the period.

#### Retained Earnings (Deficit)

Retained earnings (Deficit) includes cumulative balance of net income or loss attributable to the equity holders of the Parent Company and reduced by dividends on capital stock.

Retained earnings (Deficit) may also include effect of changes in accounting policy as may be required by the standard’s transitional provisions.

#### Deposit for future subscription

Deposit for future subscription accounts represents funds received by the Group which it records as such with a view to applying the same as payment for additional issuance of shares or increase in





capital stock. Deposits for future subscription is reported as part of the statement of changes in equity and as a separate item in the equity section of the statement of financial position, if the following criteria are met, otherwise, this is classified as a current liability:

- the unissued authorized capital stock of the entity is insufficient to cover the number of shares indicated in the contract
- there is BOD's approval on the proposed increase in authorized capital stock (for which a deposit was received by the Group);
- there is stockholders' approval of said proposed increase; and
- the application for the approval of the proposed increase has been filed with the SEC on or before the financial reporting date

#### Dividends on Common and Preferred Shares of the Parent Company

Dividends on common and preferred shares are recognized as liability and deducted from equity when approved by the BOD of the Parent Company. Dividends for the year that are approved after the financial reporting date are dealt with as an event after financial reporting date.

#### Revenue Recognition

Revenue from contracts with customers is recognized when control of the goods or services are transferred to the customer at an amount that reflects the consideration to which the Group expects to be entitled in exchange for those goods or services, excluding amounts collected on behalf of third parties. The Group assesses its revenue arrangements against specific criteria to determine if it is acting as principal or agent.

Revenue is recognized when the Group satisfies a performance obligation by transferring a promised good or service to the customer, which is when the customer obtains control of the good or service. A performance obligation may be satisfied at a point in time or over time. The amount of revenue recognized is the amount allocated to the satisfied performance obligation.

The disclosures of significant accounting judgments, estimates and assumptions relating to revenue from contracts with customers are provided in Note 3.

The following specific recognition criteria must also be met before revenue is recognized:

#### *Advertising revenue*

Revenue is recognized at a point in time when advertisement is aired or when the campaign has ended. Under PFRS 15, bonus spots are considered as separate performance obligations. Accordingly, transaction price shall be separately allocated to bonus spots based on standalone selling price and recognized as revenue when these are aired. The Parent Company uses the cost per individual rating point (CPIRP) pricing scheme. The scheme provides that the advertising spots sold will be computed using a multiplier based on the actual rating point of the spot aired as provided by a third-party measurement company.

The Group receives non-cash considerations (such as program materials, merchandise or services) from certain customers in exchange for advertising time. The fair value of such non-cash considerations received from the customers is included in the transaction price and measured upon airing of the advertisement.

The Group applies the requirements of PFRS 13, *Fair Value Measurement* in measuring the fair value of the non-cash considerations. If the fair value cannot be reasonably estimated, the non-cash consideration is measured indirectly by reference to the stand-alone selling price of the advertisements when aired.



Industry rules allow ABS-CBN to sell up to 18 minutes of commercial spots per hour of television programming. These spots are sold mainly through advertising agencies which act as the buying agents of advertisers, and to a lesser extent, directly to advertisers. Agency commissions are recognized at a standard rate of 15%.

Incentives, which include volume discounts for large quantities of telecast order, are recognized upon airing.

Payments received before broadcast (pay before broadcast) represent customer deposits, which are recognized as revenue upon airing of related advertisements. These are included in the consolidated statement of financial position as part of "Contract liabilities".

Sale of services comprise of the following:

- a. Subscription fees are recognized as follows:

*DTH and Internet Protocol Television Subscribers and Cable Operators*

Subscription fees are recognized over the subscription period in accordance with the terms of the subscription agreements.

*Share in DirecTV Subscription Revenue*

Subscription revenue from subscribers of DirecTV who subscribe to the "The Filipino Channel" is recognized over time in accordance with the Deal Memorandum as discussed in Note 33.

*Subscription Revenue from TFC.tv (formerly TFC Now)*

Payment from online streaming services of Filipino-oriented content and programming received in advance is deferred (included as "Contract liabilities" in 2023 and 2022 in the consolidated statement of financial position) and recognized as revenue on a straight-line basis over the period during which the service is rendered.

*Cable and Broadband Subscribers*

Subscription and related installation fees are recognized over the subscription period and estimated length of customer relationship, respectively, in accordance with the terms of the subscription agreements. Subscription and related installation fees billed and collected in advance are deferred and shown as part of "Contract liabilities" and recognized as revenue when service is rendered.

Sky Cable offers bundled cable and broadband services and is assessed as two separate performance obligations. The performance obligations to deliver cable television and broadband services on a monthly basis qualify as performance obligations satisfied over time since the customer simultaneously receives and consumes the benefit provided by the Group's performance.

- b. Installation service fees are recognized over the estimated customer relationship period.
- c. Income from film exhibition is recognized on the dates the films are shown.
- d. Royalty income is recognized at a point in time upon rendering of service based on the terms of the agreement and is reduced to the extent of the share of the composers or co-publishers of the songs produced for original sound recording. It also includes income from Parent Company's share in fees from endorsements and other external services of its talents equivalent to 10% of gross receipts.



- e. Ancillary rights, which pertain to income from TV rights and cable rights, are recognized either outright or over the license period. The Group recognizes revenue over the license period if all of the following criteria are met; otherwise, revenue is recognized outright:
  - the contract requires, or the customer reasonably expects, that the Group will undertake activities that significantly affect the intellectual property to which the customer has rights
  - the rights granted by the license directly expose the customer to any positive or negative effects of the Group's activities
  - those activities do not result in the transfer of a good or a service to the customer as those activities occur.
- f. Service fee revenue are recognized at a point in time when these services are rendered.
- g. Sponsorship revenue are recognized at a point in time when sponsorship services are rendered.
- h. Admission revenue and ticket sales are recognized at a point in time when tickets are used or expired. Tickets issued are initially recorded as contract liabilities.
- i. Other revenues include fees for IPTV reauthorization, restocking, shipping and activation, publishing revenue and remittance revenue. Revenue is recognized at a point in time when these services are rendered.
- j. Sale of goods is recognized at a point in time when delivery has taken place and control has been completed. These are stated net of sales discounts.

#### Other Revenue

Other revenue is recognized when:

- a. Rental income is recognized as income on a straight-line basis over the lease term.
- b. Channel lease revenue is recognized as income on a straight-line basis over the lease term.
- c. Interest income is recognized on a time proportion basis that reflects the effective yield on the asset.
- d. Dividends are recognized when the shareholders' right to receive payment is established.

#### Contract Balances

##### *Trade receivables*

A receivable represents the Group's right to an amount of consideration that is unconditional (i.e., only the passage of time is required before payment of the consideration is due). Refer to the accounting policies of Financial Instruments section.

##### *Contract assets*

A contract asset is the right to consideration in exchange for goods or services transferred to the customer. If the Group performs by transferring goods or services to a customer before the customer pays consideration or before payment is due, a contract asset is recognized for the earned consideration that is conditional.

##### *Contract liabilities*

A contract liability is the obligation to transfer goods or services to a customer for which the Group has received consideration (or an amount of consideration is due) from the customer. If a customer pays consideration before the Group transfers goods or services to the customer, a contract liability is



recognized when the payment is made or the payment is due, whichever is earlier. Contract liabilities are recognized as revenue when the Group performs under the contract.

#### Incremental Costs to Obtain a Contract

The Group incurs certain incremental costs to obtain a contract with a customer that would not have been incurred if the contract had not been entered into. Under PFRS 15, these are recognized as incremental costs of obtaining a contract and are capitalized as an asset if the costs are expected to be recoverable. These costs are amortized on a systematic basis that is consistent with the Group's transfer of the related goods or services to the customer. The Group applies the practical expedient to immediately expense contract costs that are expected to be amortized within one year or less. Sky Cable is precluded from availing the practical expedient because the amortization period of its contract cost asset is more than one year.

Costs incurred prior to obtaining contract with customer are not capitalized but are expensed as incurred.

Capitalized contract costs are subject to an impairment assessment at the end of each reporting period. Impairment losses are recognized in profit or loss.

#### Cost and Expense Recognition

Cost and expenses are decreases in economic benefits during the accounting period in the form of outflows or decrease of assets or incurrence of liabilities that result in decrease in equity, other than those relating to distribution to equity participant. Cost and expenses other than those with specific policies are recognized in the consolidated statement of income in the year these are incurred.

#### Leases

The Group assesses at contract inception whether a contract is, or contains, a lease. That is, if the contract conveys the right to control the use of an identified asset for a period of time in exchange for consideration. The Group applies a single recognition and measurement approach for all leases, except for short-term leases and leases of low-value assets. The Group recognizes lease liabilities to make lease payments and right-of-use assets representing the right to use the underlying assets.

#### *Lease liability*

At the commencement date of the lease, the Group recognizes lease liabilities measured at the present value of lease payments to be made over the lease term. The lease payments include fixed payments (including in-substance fixed payments) less any lease incentives receivable, variable lease payments that depend on an index or a rate, and amounts expected to be paid under residual value guarantees. The lease payments also include the exercise price of a purchase option reasonably certain to be exercised by the Group and payments of penalties for terminating a lease, if the lease term reflects the Group exercising the option to terminate. The variable lease payments that do not depend on an index or a rate are recognized as expense in the period on which the event or condition that triggers the payment occurs.

In calculating the present value of lease payments, the Group uses the incremental borrowing rate at the lease commencement date if the interest rate implicit in the lease is not readily determinable. After the commencement date, the amount of lease liabilities is increased to reflect the accretion of interest and reduced for the lease payments made. In addition, the carrying amount of lease liabilities is remeasured if there is a modification, a change in the lease term, a change in the in-substance fixed lease payments or a change in the assessment to purchase the underlying asset.

#### *Short-term leases*

The Group applies the short-term lease recognition exemption to its short-term leases of equipment



(i.e., those leases that have a lease term of 12 months or less from the commencement date and do not contain a purchase option). Lease payments on short-term leases are recognized as expense on a straight-line basis over the lease term.

#### *Group as Lessor*

Leases where the Group does not transfer substantially all the risk and benefits of ownership of the asset are classified as operating lease. Initial direct cost incurred in negotiating and arranging an operating lease are added to the carrying amount of the leased asset and recognized over the lease term on the same bases as rental income.

#### Provisions

Provisions are recognized when the Group has a present obligation (legal or constructive) as a result of a past event, it is probable that an outflow of resources embodying economic benefits will be required to settle the obligation and a reliable estimate can be made of the amount of the obligation. If the effect of the time value of money is material, provisions are determined by discounting the expected future cash flows at a pre-tax rate that reflects current market assessments of the time value of money and, where appropriate, the risks specific to the liability.

Where discounting is used, the increase in the provision due to the passage of time is recognized as an interest expense.

#### Borrowing Costs

Borrowing costs are capitalized if they are directly attributable to the acquisition, construction or production of a qualifying asset. Qualifying assets are assets that necessarily take a substantial period of time to get ready for its intended use or sale. To the extent that funds are borrowed specifically for the purpose of obtaining a qualifying asset, the amount of borrowing costs eligible for capitalization on that asset shall be determined as the actual borrowing costs incurred on that borrowing during the year, less any investment income on the temporary investment of those borrowings. To the extent that funds are borrowed generally and used for the purpose of obtaining a qualifying asset, the amount of borrowing costs eligible for capitalization shall be determined by applying a capitalizable rate to the expenditures on that asset. The capitalization rate shall be the weighted average of the borrowing costs applicable to borrowings that are outstanding during the year, other than borrowings made specifically for the purpose of obtaining a qualifying asset. The amount of borrowing costs capitalized during the year shall not exceed the amount of borrowing costs incurred during that year.

Capitalization of borrowing costs commences when the activities necessary to prepare the asset for intended use are in progress and expenditures and borrowing costs are being incurred. Borrowing costs are capitalized until the asset is available for their intended use. If the resulting carrying amount of the asset exceeds its recoverable amount, an impairment loss is recognized. Borrowing costs include interest charges and other costs incurred in connection with the borrowing of funds, as well as exchange differences arising from foreign currency borrowings used to finance these projects, to the extent that they are regarded as an adjustment to interest costs.

All other borrowing costs are expensed as incurred in the year in which they occur.

#### Pension Costs and Other Employee Benefits

The Group's pension plans are funded (Parent Company, Sky Cable and PCC) and unfunded (other subsidiaries) defined benefit pension plans, except for ABS-CBN International, which has a defined contribution pension plan. The cost of providing benefits under the defined benefit plans is determined separately for each plan using the projected unit credit actuarial valuation method.



*Defined benefit pension plans*

The net defined benefit liability or asset is the aggregate of the present value of the defined benefit obligation at the end of the reporting period reduced by the fair value of plan assets (if any), adjusted for any effect of limiting a net defined benefit asset to the asset ceiling. The asset ceiling is the present value of any economic benefits available in the form of refunds from the plan or reductions in future contributions to the plan.

Defined benefit costs comprise the following:

- Service cost
- Net interest on the net defined benefit obligation or asset
- Remeasurements of net defined benefit obligation or asset

Service costs which include current service costs, past service costs and gains or losses on nonroutine settlements are recognized as part of costs and expenses in the consolidated statement of income. Past service costs are recognized when plan amendment or curtailment occurs. These amounts are calculated periodically by independent qualified actuaries.

Net interest on the net defined benefit obligation or asset is the change during the period in the net defined benefit obligation or asset that arises from the passage of time which is determined by applying the discount rate based on government bonds to the net defined benefit liability or asset. Net interest on the net defined benefit obligation or asset is recognized under costs and expenses in the consolidated statement of income.

Remeasurements comprising actuarial gains and losses, return on plan assets and any change in the effect of the asset ceiling (excluding net interest on defined benefit obligation) are recognized immediately in OCI in the period in which they arise and subsequently transferred to retained earnings. Remeasurements are not reclassified to profit or loss in subsequent periods.

Plan assets are assets that are held by a long-term employee benefit fund. Fair value of plan assets is based on market price information. When no market price is available, the fair value of plan assets is estimated by discounting expected future cash flows using a discount rate that reflects both the risk associated with the plan assets and the maturity or expected disposal date of those assets (or, if they have no maturity, the expected period until the settlement of the related obligations).

If the fair value of the plan assets is higher than the present value of the defined benefit obligation, the measurement of the resulting defined benefit asset is limited to the present value of economic benefits available in the form of refunds from the plan or reductions in future contributions to the plan.

The Group's right to be reimbursed of some or all of the expenditure required to settle a defined benefit obligation is recognized as a separate asset at fair value when and only when reimbursement is virtually certain.

*Defined contribution pension plans*

For ABS-CBN International, the defined contribution pension plan is composed of the contribution of ABS-CBN International or employee (or both) to the employee's individual account. These contributions generally are invested on behalf of the employee through American Funds. Employees ultimately receive the balance in their account, which is based on contributions plus or minus investment gains or losses. The value of each account will fluctuate due to changes in the value of investments.

The amount of the Group's contribution to the defined contribution pension plan is recognized as expense in the period incurred.



*Termination benefit*

Termination benefits are employee benefits provided in exchange for the termination of an employee's employment before the normal retirement date as a result of either an entity's decision or an employee's decision to accept an offer of benefits in exchange for the termination of employment.

A liability and expense for a termination benefit is recognized at the earlier of when the entity can no longer withdraw the offer of those benefits and when the entity recognizes related restructuring costs. Initial recognition and subsequent changes to termination benefits are measured in accordance with the nature of the employee benefit, as either post-employment benefits, short-term employee benefits, or other long-term employee benefits.

*Employee leave entitlement*

Employee entitlements to annual leave are recognized as a liability when they are accrued to the employees. The undiscounted liability for leave expected to be settled wholly before 12 months after the end of the annual reporting period is recognized for services rendered by employees up to the end of the reporting period. Liability for leaves expected to be settled beyond 12 months are recognized as part of the noncurrent portion of other employee benefits liability and measured at the present value of the benefit as at financial reporting date.

Taxes

*Current tax*

Current tax assets and liabilities for the current and prior periods are measured at the amount expected to be recovered from or paid to the tax authorities. The tax rates and tax laws used to compute the amount are those that are enacted or substantively enacted as at financial reporting date.

Current tax relating to items recognized directly in equity is recognized in equity and not in the consolidated statement of income.

*Deferred tax*

Deferred tax is provided, using the liability method, on all temporary differences at financial reporting date between the tax bases of assets and liabilities and their carrying amounts for financial reporting purposes.

Deferred tax liabilities are recognized for all taxable temporary differences, including asset revaluations. Deferred tax assets are recognized for all deductible temporary differences, carryforward benefits of unused tax credits from excess minimum corporate income tax (MCIT) over the regular corporate income tax (RCIT), and unused net operating loss carryover (NOLCO), to the extent that it is probable that sufficient future taxable profit will be available against which the deductible temporary differences and carryforward benefits of unused tax credits from excess MCIT over RCIT and unused NOLCO can be utilized. Deferred tax, however, is not recognized when it arises from the initial recognition of an asset or liability in a transaction that is not a business combination and, at the time of the transaction, affects neither the accounting nor taxable profit.

Deferred tax liabilities are not provided on nontaxable temporary differences associated with investments in domestic subsidiaries and associates. With respect to investments in other subsidiaries and associates, deferred tax liabilities are recognized except where the timing of the reversal of the temporary difference can be controlled and it is probable that the temporary difference will not reverse in the foreseeable future.

The carrying amount of deferred tax assets is reviewed at each financial reporting date and reduced to the extent that it is no longer probable that sufficient future taxable profit will be available to allow all or part of the deferred income tax assets to be utilized. Unrecognized deferred tax assets are



measured at each financial reporting date and are recognized to the extent that it has become probable that sufficient future taxable profit will allow the deferred tax to be recovered.

Deferred tax assets and liabilities are measured at the tax rates that are expected to apply in the year when the asset is realized or the liability is settled, based on tax rates and tax laws that have been enacted or substantively enacted as at financial reporting date.

Deferred tax relating to items recognized outside profit and loss is recognized in correlation to the underlying transaction either in OCI or directly in equity and not in the consolidated statement of income.

Deferred tax assets and liabilities are offset, if a legally enforceable right exists to offset current tax assets against current tax liabilities and the deferred taxes relate to the same taxable entity and the same tax authority.

#### *Value-added tax (VAT)*

Revenue, expenses and assets are recognized net of the amount of VAT, if applicable.

When VAT from sales of goods and/or services (output VAT) exceeds VAT passed on from purchases of goods or services (input VAT), the excess is recognized as payable in the statement of financial position. When VAT passed on from purchases of goods or services (input VAT) exceeds VAT from sales of goods and/or services (output VAT), the excess is recognized as an asset in the statement of financial position to the extent of the recoverable amount.

#### Earnings (Loss) Per Share (EPS) attributable to the Equity Holders of the Parent Company

Basic EPS amounts are calculated by dividing the net income or loss (less preferred shares, if any) attributable to equity holders of the Parent Company for the year over the weighted average number of common shares outstanding (net of treasury shares and PDRs) during the year, with retroactive adjustments for any stock dividends and stock split.

Diluted EPS amounts are computed in the same manner, adjusted for the dilutive effect of any potential common shares. As the Group has no dilutive potential common shares outstanding, basic and diluted EPS are stated at the same amount.

#### Contingencies

Contingent liabilities are not recognized in the consolidated financial statements. These are disclosed in the notes to consolidated financial statements unless the possibility of an outflow of resources embodying economic benefits is remote. Contingent assets are not recognized in the consolidated financial statements but disclosed in the notes to consolidated financial statements when an inflow of economic benefits is probable.

#### Events after Financial Reporting Date

Any event after financial reporting date that provides additional information about the Group's financial position at financial reporting date (adjusting events) are reflected in the consolidated financial statements. Events after financial reporting date that are not adjusting events are disclosed in the notes to consolidated financial statements, when material.

#### Segment Reporting

For management purposes, the Group's operating businesses are organized and managed separately into two (2) business activities. Such business segments are the bases upon which the Group reports its operating segment information. The Group operates in three (3) geographical areas where it derives its revenue. Financial information on segment reporting is presented in Note 5.





### Future Changes in Accounting Policies

The standards, amendments and interpretations that are issued, but not yet effective as at December 31, 2023 are disclosed below. The Group intends to adopt these standards, if applicable, when these become effective. Adoption of these pronouncements is not expected to have a significant impact on the Group's consolidated financial statements unless otherwise indicated.

#### *Effective beginning on or after January 1, 2024*

- Amendments to PAS 1, *Classification of Liabilities as Current or Non-current*

The amendments clarify:

- That only covenants with which an entity must comply on or before reporting date will affect a liability's classification as current or non-current.
- That classification is unaffected by the likelihood that an entity will exercise its deferral right.
- That only if an embedded derivative in a convertible liability is itself an equity instrument would the terms of a liability not impact its classification.

The amendments are effective for annual reporting periods beginning on or after January 1, 2024 and must be applied retrospectively.

- Amendments to PFRS 16, *Lease Liability in a Sale and Leaseback*

The amendments specify how a seller-lessee measures the lease liability arising in a sale and leaseback transaction in a way that it does not recognize any amount of the gain or loss that relates to the right of use retained.

The amendments are effective for annual reporting periods beginning on or after January 1, 2024 and must be applied retrospectively. Earlier adoption is permitted and that fact must be disclosed.

- Amendments to PAS 7 and PFRS 7, *Disclosures: Supplier Finance Arrangements*

The amendments specify disclosure requirements to enhance the current requirements, which are intended to assist users of financial statements in understanding the effects of supplier finance arrangements on an entity's liabilities, cash flows and exposure to liquidity risk.

The amendments are effective for annual reporting periods beginning on or after January 1, 2024. Earlier adoption is permitted and that fact must be disclosed.

#### *Effective beginning on or after January 1, 2025*

- PFRS 17, *Insurance Contracts*

PFRS 17 is a comprehensive new accounting standard for insurance contracts covering recognition and measurement, presentation and disclosure. Once effective, PFRS 17 will replace PFRS 4, *Insurance Contracts*. This new standard on insurance contracts applies to all types of insurance contracts (i.e., life, non-life, direct insurance and re-insurance), regardless of the type of entities that issue them, as well as to certain guarantees and financial instruments with discretionary participation features. A few scope exceptions will apply.

The overall objective of PFRS 17 is to provide an accounting model for insurance contracts that is more useful and consistent for insurers. In contrast to the requirements in PFRS 4, which are largely based on grandfathering previous local accounting policies, PFRS 17 provides a comprehensive model for insurance contracts, covering all relevant accounting aspects. The core of PFRS 17 is the general model, supplemented by:



- A specific adaptation for contracts with direct participation features (the variable fee approach)
- A simplified approach (the premium allocation approach) mainly for short-duration contract

On December 15, 2021, the FSRSC amended the mandatory effective date of PFRS 17 from January 1, 2023 to January 1, 2025. This is consistent with Circular Letter No. 2020-62 issued by the Insurance Commission which deferred the implementation of PFRS 17 by two (2) years after its effective date as decided by the IASB.

PFRS 17 is effective for reporting periods beginning on or after January 1, 2025, with comparative figures required. Early application is permitted.

- Amendments to PAS 21, *Lack of exchangeability*  
The amendments specify how an entity should assess whether a currency is exchangeable and how it should determine a spot exchange rate when exchangeability is lacking.

The amendments are effective for annual reporting periods beginning on or after January 1, 2025. Earlier adoption is permitted and that fact must be disclosed. When applying the amendments, an entity cannot restate comparative information.

#### *Deferred effectivity*

- Amendments to PFRS 10, *Consolidated Financial Statements*, and PAS 28, *Sale or Contribution of Assets between an Investor and its Associate or Joint Venture*

The amendments address the conflict between PFRS 10 and PAS 28 in dealing with the loss of control of a subsidiary that is sold or contributed to an associate or joint venture. The amendments clarify that a full gain or loss is recognized when a transfer to an associate or joint venture involves a business as defined in PFRS 3. Any gain or loss resulting from the sale or contribution of assets that does not constitute a business, however, is recognized only to the extent of unrelated investors' interests in the associate or joint venture.

On January 13, 2016, the Financial and Sustainability Reporting Standards Council deferred the original effective date of January 1, 2016 of the said amendments until the IASB completes its broader review of the research project on equity accounting that may result in the simplification of accounting for such transactions and of other aspects of accounting for associates and joint ventures.

The Group continues to assess the impact of the new and amended accounting standards and interpretations effective subsequent to December 31, 2023 financial statements. Additional disclosures required by these amendments will be included in the consolidated financial statements when these amendments are adopted.

---

### **3. Management's Use of Judgments, Estimates and Assumptions**

The Group's consolidated financial statements prepared under PFRSs require management to make judgments and estimates that affect amounts reported in the consolidated financial statements and related notes. Future events may occur which will cause the judgments and assumptions used in arriving at the estimates to change. The effects of any change in judgments and estimates are reflected in the consolidated financial statements as they become reasonably determinable.



Judgments and estimates are continually evaluated and are based on historical experience and other factors, including expectations of future events that are believed to be reasonable under the circumstances.

The Group based its assumptions and estimates on parameters available when the financial statements were prepared. Existing circumstances and assumptions about future developments, however, may change due to market changes or circumstances arising that are beyond the control of the Group. Such changes are reflected in the assumptions when they occur.

#### Judgments

In the process of applying the Group's accounting policies, management has made the following judgments, apart from those involving estimations, which have the most significant effect on the amounts recognized in the consolidated financial statements.

#### *Going Concern Assessment*

As discussed in Note 1, the Group incurred net losses of ₱12.8 billion, ₱2.6 billion and ₱5.7 billion for the years ended December 31, 2023, 2022 and 2021, respectively. The Group's current liabilities exceeded its current assets by ₱19.1 billion and ₱2.7 billion as of December 31, 2023 and 2022, respectively. The Parent Company was required to maintain certain financial ratios and the effectivity of the standstill provision in the Parent Company's Omnibus Intercreditor and Security Agreement with its lenders has been extended until December 31, 2023 (the "Long Stop date"). With this, the Parent Company's interest-bearing loans have been classified as current. Despite the current classification of the interest-bearing loans, the Parent Company continues to service its loan obligations with its creditor banks according to the original maturity schedule. The Parent Company is in discussions with its lenders to address the effect of the expiry of the standstill, including, but not limited to, the waiver of financial ratios for 2024 and the long-stop date, and possible options for the early settlement of the loan through sale of certain assets. These conditions indicate that a material uncertainty exists that may cast significant doubt on the Group's ability to continue as a going concern and, therefore, the Group may not be able to realize its assets and discharge its liabilities in the normal course of business.

To address the impact of the factors which indicate that there is a material uncertainty in the Group's ability to continue as a going concern:

1. The Group has and will continue to pursue partnerships with various reputable companies that will allow the Parent Company to share its produced content nationwide.
2. The Group continues to operate in other businesses that do not require a legislative franchise, such as, international licensing and distribution, digital and cable businesses, as well as, continue with the syndication of content through various streaming services.
3. The Company has adopted and continues to implement cost control measures and reducing general and administrative expenses or overhead, rationalizing capital expenditures, and streamlining its manpower requirements.
4. The Parent Company continues to service its loan obligations with its creditor banks. The Parent Company is in discussions with its lenders to address the effect of the expiry of the standstill, including, but not limited to, the waiver of financial ratios for 2024 and the long-stop date, and possible options for the early settlement of the loan through sale of certain assets.
5. The Group continues to explore and intends to pursue all available remedies and courses of action, and will comply with relevant legal, regulatory and contractual requirements, to be able to



sustain its current and future business operations, which do not necessarily involve broadcast only.

Based on the plans above, Management assessed that the Group will be able to maintain its positive cash position and settle its liabilities as they fall due within 12 months from the end of the reporting period. Accordingly, the consolidated financial statements are prepared on a going concern basis.

*Revenue from Contracts with Customers*

The Group applied the following judgments that significantly affect the determination of the amount and timing of revenue from contracts with customers:

- a. *Identifying Performance Obligations.* The Group identifies performance obligations by considering whether the promised goods or services in the contract are distinct goods or services. A good or service is distinct when the customer can benefit from the good or service on its own or together with other resources that are readily available to the customer and the Group's promise to transfer the good or service to the customer is separately identifiable from the other promises in the contract.

Revenues earned from multiple element arrangements are split into separately identifiable performance obligations based on their relative stand-alone selling price to reflect the substance of the transaction.

In relation to the subscription business, Sky Cable offers bundled cable and broadband services and is assessed as two separate performance obligations. The performance obligations to deliver cable television and broadband services on a monthly basis qualify as performance obligations satisfied over time since the customer simultaneously receives and consumes the benefit provided by the Group's performance.

- b. *Principal versus Agent Consideration.* The Group enters into contracts with its customers. The Group determined that it controls the goods and services before they are transferred to customers, and it has the ability to direct their use. The following factors indicate that the Group controls the goods and services before they are being transferred to customers. Therefore, the Group determined that it is a principal in these contracts.

- The Group is primarily responsible for fulfilling the promise to provide the specified goods and services.
- The Group has inventory risk on the goods and services before these are transferred to the customer.
- The Group has discretion in establishing the prices for the other party's goods or services and, therefore, the benefit that the Group can receive from those goods or services is not limited. It is incumbent upon the Group to establish the price of its services to be offered to its customers.
- The Group's consideration in these contracts is the entire consideration billed to the service provider.

Based on the foregoing, the Group is considered the principal in its contracts with its customers. It has the primary obligation to provide the services to them.

- c. *Revenue Recognition.* The Group recognizes revenue over time or at a point in time depending on its evaluation of when the customer obtains control of the promised goods or services.



The subscription revenue from cable and broadband service, because transfer of control is assessed to be over the contract period, is recognized monthly as the Group provides the service. The related installation service is not distinct from the cable and broadband service, revenue is recognized over the period the cable and broadband services are provided to the customer.

For licensing, judgment is exercised in determining whether the Group can recognize revenue outright or over the license period. The Group recognizes revenue over the license period if all of the following criteria are met; otherwise, revenue is recognized outright:

- the contract requires, or the customer reasonably expects, that the Group will undertake activities that significantly affect the intellectual property to which the customer has rights
- the rights granted by the license directly expose the customer to any positive or negative effects of the Group's activities
- those activities do not result in the transfer of a good or a service to the customer as those activities occur.

Revenues from other revenue streams are recognized at a point in time when control over goods or services is transferred.

#### *Determination of Functional Currency*

The Parent Company and all other subsidiaries, except for foreign subsidiaries, have determined that their functional currency is the Philippine peso. The Philippine peso is the currency of the primary economic environment in which the Parent Company and all other subsidiaries, except for foreign subsidiaries, operate. The Philippine peso is also the currency that mainly influences the sale of goods and services as well as the costs of selling such goods and providing such services.

Each foreign subsidiary determines its functional currency (i.e., USD, EUR, JPY, CAD, GBP, AUD, AED, TWD, HKD, SGD or NZD). Thus, the accounts of foreign subsidiaries were translated to Philippine peso for purposes of consolidation to the Group's accounts.

#### *Group as Lessee - Determination of lease term of contracts with renewal and termination options*

The Group has several lease contracts that include extension and termination options. The Group applies judgement in evaluating whether it is reasonably certain whether or not to exercise the option to renew or terminate the lease. That is, it considers all relevant factors that create an economic incentive for it to exercise either the renewal or termination. After the commencement date, the Group reassesses the lease term if there is a significant event or change in circumstances that is within its control and affects its ability to exercise or not to exercise the option to renew or to terminate (e.g., construction of significant leasehold improvements or significant customization to the leased asset).

The Group included the renewal period as part of the lease term for leases of office spaces and warehouses with shorter non-cancellable period (i.e., three to five years). The Group typically exercises its option to renew for these leases because there will be a significant negative effect on operations if a replacement asset is not readily available. Furthermore, the periods covered by termination options are included as part of the lease term only when they are reasonably certain not to be exercised.

#### *Group as Lessee - Estimating the Incremental Borrowing Rate*

The Group cannot readily determine the interest rate implicit in the lease, therefore, it uses its incremental borrowing rate (IBR) to measure lease liabilities. The IBR is the rate of interest that the Group would have to pay to borrow over a similar term, and with a similar security, the funds necessary to obtain an asset of a similar value to the right-of-use asset in a similar economic environment. The IBR therefore reflects what the Group 'would have to pay', which requires estimation when no observable rates are available (such as for subsidiaries that do not enter into financing transactions) or when they need to be



adjusted to reflect the terms and conditions of the lease (for example, when leases are not in the subsidiary's functional currency). The Group estimates the IBR using observable inputs (such as market interest rates) when available and is required to make certain entity-specific estimates (such as the subsidiary's stand-alone credit rating).

#### *Operating Leases - Group as Lessor*

The Group has entered into various lease agreements as lessor. The Group had determined that the risks and rewards of ownership of the underlying property were retained by the Group. Accordingly, the leases are classified as an operating lease.

#### Estimates and Assumptions

The key assumptions concerning the future and other key sources of estimation at the financial reporting date that have a significant risk of causing a material adjustment to the carrying amounts of assets and liabilities within the next financial year are discussed below.

#### *Allowance for ECL*

a. *Definition of Default and Credit-Impaired Financial Assets.* Under PFRS 9, the Group defines a financial instrument as in default, which is fully aligned with the definition of credit-impaired, when it meets one or more of the following criteria:

- *Quantitative Criteria.* The borrower is generally more than 60 to 90 days past due on its contractual payments, which is consistent with the Group's definition of default.
- *Qualitative Criteria.* The borrower meets unlikeliness to pay criteria, which indicates the borrower is in significant financial difficulty. These are instances where:
  - a. The borrower is experiencing financial difficulty or is insolvent;
  - b. The borrower is in breach of financial covenant(s); or
  - c. It is becoming probable that the borrower will enter bankruptcy or other financial reorganization.

The criteria above have been applied to all financial instruments held by the Group and are consistent with the definition of default used for internal credit risk management purposes. The default definition has been applied consistently to model the probability of default (PD), loss given default (LGD) and exposure at default (EAD) throughout the Group's ECL calculation.

b. *Simplified Approach for Trade and Other Receivables.* The Group uses a provision matrix to calculate ECLs for trade and other receivables. The provision rates are based on days past due for groupings of various customer segments that have similar loss patterns.

The provision matrix is initially based on the Group's historical observed default rates. The Group calibrates the matrix to adjust the historical credit loss experience with forward-looking information. At every financial reporting date, the historical observed default rates are updated and changes in the forward-looking estimates are analyzed.

The assessment of the correlation between historical observed default rates, forecast economic conditions and ECLs is a significant estimate. The amount of ECLs is sensitive to changes in circumstances and of forecast economic conditions. The Group's historical credit loss experience and forecast of economic conditions may also not be representative of customer's actual default in the future.



- c. *Macro-economic Forecasts and Forward-looking Information.* Macro-economic forecasts are determined by evaluating a range of possible outcomes and using reasonable and supportable information that is available without undue cost and effort at the reporting date about past events, current conditions and forecasts of future economic conditions.

The Group takes into consideration different macro-economic variables to ensure linear relationship between internal rates and outside factors. Regression analysis was used to objectively determine which variables to use.

Predicted relationship between the key indicators and default and loss rates on various portfolios of financial assets have been developed based on analyzing historical data over the past 3 years. The methodologies and assumptions including any forecasts of future economic conditions are reviewed regularly.

The Group reviewed the conduct of its impairment assessment and ECL methodology. The Group also reassessed the framework for macroeconomic overlay, incorporating pandemic scenarios to ensure that changes in economic conditions are captured in the ECL calculations.

Provision for ECL amounted to ₱487 million in 2023, ₱428 million in 2022 and ₱159 million in 2021. Trade and other receivables, net of allowance for ECL, amounted to ₱6.1 billion and ₱4.7 billion as at December 31, 2023 and 2022, respectively. Allowance for ECL amounted to ₱2.8 billion and ₱2.9 billion as at December 31, 2023 and 2022, respectively (see Note 7).

*Estimated Useful Lives of Property and Equipment, Investment Properties and Intangible Assets*

The useful life of each item of the Group's property and equipment, investment properties and intangible assets with finite life is estimated based on the period over which the asset is expected to be available for use. Estimation for property and equipment and investment properties is based on a collective assessment of industry practice, internal technical evaluation and experience with similar assets while for intangible assets with finite life, estimated life is based on the life of agreement covering such intangibles or based on expected future benefits. The estimated useful life of each asset is reviewed periodically and updated if expectations differ from previous estimates due to physical wear and tear, technical or commercial obsolescence and legal or other limits on the use of these assets. However, it is possible that future financial performance could be materially affected by changes in the estimates brought about by changes in the aforementioned factors. The amounts and timing of recording the depreciation and amortization for any year, with regard to the property and equipment, investment properties and intangible assets would be affected by changes in these factors and circumstances. A reduction in the estimated useful life of any of the property and equipment, investment properties or intangible assets would increase the recorded expenses and decrease noncurrent assets.

There were no changes in the estimated useful lives of property and equipment, other intangible assets and investment properties in 2023.

In 2022, there was a change in useful life of the Group's trademarks from indefinite life (for 2021 and prior years) to remaining useful life of 15 years to reflect the expected pattern of economic benefits from the assets based on management's assessment.

This is accounted for prospectively starting 2022 as a change in accounting estimate, thereby increasing the amortization expense of the Group by ₱74 million in 2022 and for each succeeding year until the end of its useful life.



In 2021, there was a change in useful life of the Group's studio properties from 3 years to 10-15 years to reflect the expected pattern of economic benefits from the assets based on management's assessment. This was accounted for prospectively starting 2021 as a change in accounting estimate thereby decreasing depreciation expense by ₱139 million in 2021 and for each succeeding year until the end of its useful life. The depreciation for these assets were recognized in 2021 when they became available for use.

The carrying values of depreciable property and equipment, investment properties and intangible assets with finite life are as follows (see Notes 10, 12 and 13):

	<b>2023</b>	2022
Property and equipment	<b>₱16,230,335</b>	₱18,569,240
Program rights	<b>1,150,627</b>	1,432,822
Movie in-process and filmed entertainment	<b>861,629</b>	1,032,304
Story and publication, video rights, and record master	<b>248,451</b>	108,029
Cable channels	<b>151,624</b>	192,224
Production and distribution business - Middle East	<b>2,310</b>	2,777
Investment properties	<b>1,099</b>	1,266
Trademarks	-	1,037,665
Customer relationships	-	353,645

#### *Revaluation of land*

The Group engages accredited appraisers to determine the fair value of the land used in operations. Fair value is determined by reference to market-based evidence adjusted based on certain elements of comparison. The fair value amount would differ if the Group made different judgments and estimates or utilized a different basis for determining fair value.

Valuations by accredited appraisers are generally performed every three to five years or more frequently as deemed necessary to ensure that the fair value of a revalued asset does not differ materially from its carrying amount.

In 2023, the Group identified certain parcels of land, comprising majority of the balance of the account, have significant movements in its current carrying values and in-line with the Group's new business model, the Group obtained updated appraisals as at December 31, 2023. For parcels of land that were not appraised, the Group referred to the published comparable prices for the fair values. Total revaluation increment recognized in 2023 amounted to ₱10,369 million, net of tax.

The revalued amount of land, which is classified under "Property and equipment" account in the statements of financial position, amounted to ₱14,575 million as at December 31, 2023 (see Note 11).

#### *Amortization of Program Rights*

The Group reviews its program rights inventory and plans for its usage across different platforms to maximize its benefits. The Group amortizes program rights based on usage or specific term.

Program rights amounted to ₱1.2 billion and ₱1.4 billion as at December 31, 2023 and 2022, respectively (see Note 13).





*Impairment of Nonfinancial Assets*

The Group assesses impairment on nonfinancial assets (enumerated in the following table other than inventories) whenever events or changes in circumstances indicate that the carrying amount of an asset may not be recoverable. The factors that the Group considers important which could trigger an impairment review include the following:

- significant under-performance relative to expected historical or projected future operating results;
- significant changes in the manner of use of the acquired assets or the strategy for overall business; and
- significant negative industry or economic trends.

The Group recognizes an impairment loss whenever the carrying amount of an asset exceeds its recoverable amount. The recoverable amount is computed using the value in use approach. Recoverable amounts are estimated for individual assets or, if it is not possible, for the cash-generating unit to which the asset belongs.

The Group determined the consequences of the Resolution passed by the House Committee on Legislative Franchises denying the franchise application of the Parent Company as impairment indicators on its nonfinancial assets, including, among others, the Parent Company's towers, transmission, television, radio, movie and auxiliary equipment, program rights and inventories.

The carrying values of nonfinancial assets as at December 31, 2023 and 2022 are as follows (see Notes 10, 11, 12, 13, 15, 16, 17 and 32):

	2023	2022
Property and equipment	<b>₱18,681,512</b>	₱24,461,485
Land at revalued amount	<b>14,574,775</b>	–
Program rights	<b>1,150,628</b>	1,432,822
Movie in-process and filmed entertainment	<b>861,629</b>	1,032,304
Non-current assets held for sale	<b>513,621</b>	409,442
Tax credits	<b>289,659</b>	340,754
Story and publication, video rights, and record master	<b>248,451</b>	108,029
Cable channels	<b>151,624</b>	192,224
Investments in associates and joint venture	<b>120,521</b>	116,477
Preproduction expenses	<b>78,041</b>	255,442
Production and distribution business - Middle East	<b>2,310</b>	2,777
Investment properties	<b>1,099</b>	1,266
Trademarks	–	1,037,665
Customer relationships	–	353,645

The Group recognized impairment losses attributable to nonfinancial assets, excluding goodwill, amounting to ₱4,586 million in 2023, ₱48 million in 2022 and ₱76 million in 2021 (see Notes 10, 13 and 16).

Recoverability testing requires an estimation of the fair value of the cash-generating units to which certain nonfinancial assets are allocated. Certain nonfinancial assets have been allocated to one cash-generating unit which is also the operating entity. Estimating the recoverable amount of the cash-generating unit involves significant assumptions about the future results of the business such as revenue growth and gross margins in its cable and digital platform, advertising and syndication businesses, and discount rates which were applied to cash flow forecasts. The cash flow forecasts were based on financial budgets approved by senior management of the Group covering a five-year period.



The impairment on nonfinancial assets is determined by comparing: (a) the carrying amount of the cash-generating unit; and (b) the higher of its fair value less cost to sell or its value in use which is the present value of the annual projected cash flows for five years and the present value of the terminal value computed under the discounted cash flow method.

As of December 31, 2023 and 2022, the recoverable amount of towers, transmission, television, radio, movie and auxiliary equipment and program rights were determined using its fair value less cost to sell or using income approach based on discounted cash flow techniques where expected cash flow from the use of the assets were projected and discounted using the appropriate discount rate reflective of the market expectations.

The recoverable amount is most sensitive to the inputs used in the valuation which are gross revenue, growth rate and discount rate.

a. Gross Revenue

On the average, gross revenue of the Parent Company over the next five years were projected to grow in line with the economy or with nominal Gross Domestic Product. This assumes that the market share of the Group in their respective industries will be flat on the assumption that the industries also grow at par with the economy. Historically, advertising spending growth had a direct correlation with economic growth. Perpetuity growth rates of 4.7% in 2023 and 4.8% in 2022 were assumed at the end of the five-year forecast period.

b. Operating Expenses

On the average, operating expenses were projected to increase at a single-digit growth rate and at a slower pace than revenue.

c. Gross Margins

Increased efficiencies over the next five years are expected to result in margin improvements.

d. Discount Rate

The discount rate used to arrive at the present value of future cash flows was the Parent Company's Weighted Average Cost of Capital (WACC). WACC was based on the appropriate weights of debt and equity, which were multiplied with the assumed costs of debt and equity.

The discount rates applied to the cash flow projections are 6.2% and 7.2% in 2023 and 2022, respectively.

*Estimation of Net Realizable Values of Inventories*

Net realizable values of inventories are assessed regularly based on the prevailing selling prices of inventories less the estimated cost necessary to sell. Increase in the net realizable value will increase the carrying amount of inventories but only to the extent of their original acquisition costs.

Merchandise inventories amounted to ₱189 million and ₱264 million as of December 31, 2023 and 2022, respectively. Inventory losses amounted to ₱88 million in 2023, ₱1 million in 2022 and ₱83 million in 2021 (see Note 8).

*Recoverability of Goodwill and Other Intangible assets with Indefinite Useful Lives*

The Group performs recoverability testing annually or more frequently when there are indications of impairment for goodwill and intangible assets with indefinite lives. Until December 31, 2021, the Group



has identified that trademarks, IP block and business process re-engineering have indefinite lives. Effective January 1, 2022, in view of the change in the expected pattern of economic benefits from the assets, the Group revised the estimated useful life and amortization method of trademarks from indefinite life to 15 years.

Recoverability testing requires an estimation of the value-in-use of the cash-generating units to which goodwill, IP block and business process re-engineering to operate wireless business are allocated.

The impairment on goodwill, IP block and business process re-engineering is determined by comparing: (a) the carrying amount of the cash-generating unit; and (b) the present value of the annual projected cash flows for five years and the present value of the terminal value computed under the discounted cash flow method.

The key assumptions used in the impairment test of goodwill, IP block and business process re-engineering are as follows:

a. Gross Revenue

On the average, gross revenue of the subsidiaries over the next five years were projected to grow in line with the economy or with nominal Gross Domestic Product. This assumes that the market share of the subsidiaries in their respective industries will be flat on the assumption that the industries also grow at par with the economy. Historically, advertising spending growth had a direct correlation with economic growth. The Group assumed average perpetuity growth rate of 4.7% in 2023 and 4.8% in 2022 at the end of the five-year forecast period.

Revenue growth for the cable and broadband cash-generating unit based on the forecasted homes passed, penetration rates and average revenues per unit is at an average compound annual rate of 2% from 2024 to 2028.

b. Operating Expenses

On the average, operating expenses were projected to increase at a single-digit growth rate and at a slower pace than revenue.

c. Gross Margins

Increased efficiencies over the next five years are expected to result in margin improvements.

d. Discount Rate

The discount rate used to arrive at the present value of future cash flows was the Group's Weighted Average Cost of Capital (WACC). WACC was based on the appropriate weights of debt and equity, which were multiplied with the assumed costs of debt and equity. The discount rates applied to the cash flow projections range from 8% to 10% and 7% to 10% in 2023 and 2022, respectively.

e. Terminal Growth Rate

The growth rate used to extrapolate the terminal value of cash flows is 4% and 5% in 2023 and 2022, respectively.

While it is believed that the assumptions used in the estimation of fair values reflected in the consolidated financial statements are appropriate and reasonable, significant changes in these



assumptions may materially affect the assessment of recoverable values and any resulting impairment loss could have a material adverse impact on the results of operations.

The increasing and intensified popularity of video-on-demand platforms coupled with the recent events in Sky Cable have adversely impacted Sky Cable's business, specifically the number of its subscribers and subscriber base outlook. These factors resulted to a lower recoverable value based on Sky Cable's value-in use calculation compared to the carrying value of its CGU. Accordingly, an impairment loss amounting to ₱9,021 million was recognized on Sky Cable's business in 2023 (nil in 2022). The impairment loss was attributed as follows:

Goodwill	₱4,491,817
Property and equipment	2,394,856
Other intangible assets	1,882,479
Other current assets	252,019
	₱9,021,171

The carrying values of goodwill and intangible assets with indefinite useful lives as at December 31, 2023 and 2022 are as follows (see Note 13):

	<b>2023</b>	2022
Goodwill	<b>₱273,758</b>	₱4,767,479
IP block	<b>18,188</b>	37,807
Business process re-engineering	–	545,800

*Present Value of Pension Obligation and Other Employee Benefits*

The cost of defined benefit obligation is determined using actuarial valuations. The actuarial valuation involves making assumptions such as discount rates and future salary increases, among others. Due to the complexity of the valuation, the underlying assumptions and its long-term nature, defined benefit obligations are highly sensitive to changes in these assumptions. All assumptions are reviewed at each financial reporting date.

In determining the appropriate discount rate, management considers the interest rates of government bonds that are denominated in the currency in which the benefits will be paid, with extrapolated maturities corresponding to the expected duration of the defined benefit obligation. Future salary increases are based on expected future inflation rates for the specific country.

Further details about the assumptions used are provided in Note 31.

Employee leave entitlement that is expected to be settled within one year from reporting date is classified as a current liability in the consolidated statement of financial position. Otherwise, this is classified as part of the noncurrent portion of other employee benefits liability. Accrued pension obligation and other employee benefits of the Group amounted to ₱6.5 billion and ₱6.2 billion as at December 31, 2023 and 2022, respectively (see Note 31).

*Taxes*

Uncertainties exist with respect to the interpretation of complex tax regulations, changes in tax laws, and the amount and timing of future taxable income. Given the diversity of the Group's businesses and the long-term nature and complexity of existing contractual agreements or the nature of the business itself, changes in differences arising between the actual results and the assumptions made, or future changes to such assumptions, could necessitate future adjustments to tax income and expense already recorded. The Group establishes provisions, based on reasonable estimates, for possible consequences of audits by the tax authorities under which the Group operates. The amount of such provisions is based on various



factors, such as experience of previous tax audits and differing interpretations of tax regulations by the taxable entity and the responsible tax authority. Such differences in interpretation may arise for a wide variety of issues depending on the conditions prevailing in the respective domicile or to the operations of the Group.

Deferred tax assets are recognized for unused tax losses to the extent that it is probable that taxable profit will be available against which the losses can be utilized. Management's assessment of the deferred tax assets to be recognized involves significant judgements and is based on assumptions regarding the entities' current performance, future plans for the business and tax planning strategies. Management exercised judgement on the financial forecast used in determining the forecasted taxable income of the entities, including the timing of reversal of future taxable and deductible temporary differences.

As at December 31, 2023 and 2022, the Group recognized gross deferred tax assets amounting to ₱1,663 million and ₱1,530 million, respectively. From these amounts, ₱1,589 million and ₱1,298 million as at December 31, 2023 and 2022, respectively, relate to significant subsidiaries that incurred net losses and/or are in a capital deficiency position. Management has determined that there is sufficient taxable profit against which these recognized deferred tax assets will be realized. The Group did not recognize deferred tax assets from the Parent Company and certain subsidiaries amounting to ₱43,673 million and ₱38,689 million as at December 31, 2023 and December 31, 2022, respectively, as management believes that sufficient future taxable profit will not be available to allow these deferred tax assets to be utilized (see Note 30).

#### *Provisions and Contingencies*

The Group is currently involved in various legal proceedings and periodic examinations by tax authorities, which may result in taxation issues due to different interpretation and implementation of the relevant laws and regulations. Significant estimates and judgment are made by management regarding the outcome of these legal proceedings and tax examinations. The Group's estimate of the costs of the resolution of these claims has been developed in consultation with their external legal counsels and considering the correspondences with relevant tax authorities and any relevant historical and recent judgments issued by the court or tax authorities. Any change on these assumptions and the estimates may have a material impact on the Group's consolidated financial statements.

---

## **4. Significant Acquisitions, Re-organization and Material Noncontrolling Interests**

### Significant Acquisitions and Re-organization

- a. Subscription Agreement between Sky Cable, Sky Vision, Sampaquita Communications PTE LTD (Sampaquita) and the Parent Company

On December 18, 2017, Sky Cable, Sky Vision, Sampaquita and the Parent Company entered into a subscription agreement with the following salient provisions:

- The Parent Company agreed to subscribe to 162,373,928 PDRs for ₱9.6853 per PDR from Sky Vision.
- Sky Cable agreed to offer 314,910,225 shares to its shareholders from an increase in capital stock. Sky Vision agreed to subscribe to 288,338,018 offered shares and the Parent Company agreed to subscribe to 26,572,207 offered shares for ₱9.6853 per share.



The Parent Company and Sampaquita agreed that the following aggregate economic interests shall be maintained:

- ABS-CBN, Lopez Holdings Corporation, Lopez, Inc. and Sky Vision shall have an aggregate economic interest of at least 59.4% of the total issued share capital of Sky Cable on a fully diluted basis; and
- Sampaquita shall have an aggregate economic interest of 40% of the total issued share capital of Sky Cable on a fully diluted basis.

On December 19, 2017, the Parent Company and Sky Vision paid Sky Cable their respective subscription for shares. The Parent Company and Sampaquita also paid Sky Vision their subscription for PDRs. The payment of Sampaquita of ₱1.3 billion is recorded as “Deposits for future subscription” under “Trade and Other Payables” account (see Note 18). As at April 11, 2024, the PDR instruments remain unissued.

Material Noncontrolling Interests

Financial information of subsidiaries that have material noncontrolling interests is provided below.

*Proportion of Equity Interest Held by Noncontrolling Interests*

Company	Place of Incorporation	Percentage	
		2023	2022
Sky Cable Corporation and Subsidiaries	Philippines	40.6%	40.6%
Sapientis Holdings Corporation and Subsidiaries	Philippines	30.7%	30.7%
ABS-CBN Theme Parks and Resorts Holdings, Inc. and Subsidiaries	Philippines	27.0%	27.0%

*Accumulated Earnings (Losses) of Material Noncontrolling Interests*

Group	2023	2022
Sapientis Holdings Corporation and Subsidiaries	(₱2,419,789)	(₱2,417,531)
Sky Cable Corporation and Subsidiaries	(1,591,697)	1,589,146
ABS-CBN Theme Parks and Resorts Holdings, Inc. and Subsidiaries	(537,546)	(536,629)

*Net Income (Loss) Attributable to Material Noncontrolling Interests*

Group	Years Ended December 31		
	2023	2022	2021
Sky Cable Corporation and Subsidiaries	(₱3,071,471)	(₱162,685)	(₱63,351)
Sapientis Holdings Corporation and Subsidiaries	(2,258)	(986)	49,790
ABS-CBN Theme Parks and Resorts Holdings, Inc. and Subsidiaries	(917)	(11,922)	(17,776)

The summarized financial information of Sky Cable, Sapientis, and ABS-CBN Theme Parks are provided in the succeeding section. This information is based on amounts before intercompany eliminations and after fair value adjustments.



a. *Sky Cable Corporation and Subsidiaries*

*Summarized Consolidated Statements of Financial Position*

	2023	2022
Cash and cash equivalents	<b>₱404,962</b>	₱545,065
Other current assets	<b>1,769,845</b>	2,398,748
Goodwill	–	4,491,817
Trademarks	–	1,037,665
Customer relationships	–	353,645
Land*	<b>578,064</b>	113,728
Other noncurrent assets	<b>16,087,541</b>	17,080,201
Current liabilities	<b>(10,127,527)</b>	(6,468,973)
Noncurrent liabilities	<b>(3,248,864)</b>	(7,663,063)

\*Carried at cost at Sky's standalone financial statements. 2023 balance represents the revalued amount following the Parent Company's change in accounting policy for Land from cost model to revaluation model.

*Summarized Consolidated Statements of Comprehensive Income*

	Years Ended December 31		
	2023	2022	2021
Revenue	<b>₱7,201,122</b>	₱8,097,124	₱8,482,817
Cost of services	<b>(5,838,016)</b>	(6,715,866)	(6,823,068)
General and administrative expenses	<b>(2,103,948)</b>	(1,878,861)	(1,465,346)
Impairment loss	<b>(6,324,419)</b>	(784)	–
Finance costs	<b>(352,972)</b>	(278,329)	(236,561)
Other income - net	<b>307,556</b>	327,406	380,886
Income (loss) before income tax	<b>(7,110,677)</b>	(449,310)	338,728
Provision for (benefit from) income tax	<b>(28,310)</b>	(64,443)	483,050
Net loss	<b>(7,082,367)</b>	(384,867)	(144,322)
Other comprehensive income (loss)	<b>(82,429)</b>	256,912	143,663
Total comprehensive loss	<b>(₱7,164,796)</b>	(₱127,955)	(₱659)

*Summarized Consolidated Statements of Cash Flows*

	Years Ended December 31		
	2023	2022	2021
Operating	<b>₱2,030,543</b>	₱1,474,813	₱1,126,357
Investing	<b>(1,304,084)</b>	(1,435,766)	(3,287,376)
Financing	<b>(866,562)</b>	(212,676)	668,984
Net decrease in cash and cash equivalents	<b>(₱140,103)</b>	(₱173,629)	(₱1,492,035)

b. *Sapientis Holdings Corporation and Subsidiaries*

*Summarized Consolidated Statements of Financial Position*

	2023	2022
Cash and cash equivalents	<b>₱1,139</b>	₱2,592
Other current assets	<b>808,439</b>	953,768
Current liabilities	<b>(5,821,110)</b>	(5,960,536)
Noncurrent liabilities	<b>(3,007,664)</b>	(3,007,664)



*Summarized Consolidated Statements of Comprehensive Income*

	<b>Years Ended December 31</b>		
	<b>2023</b>	2022	2021
Revenue	<b>₱-</b>	₱-	₱-
Cost of services	-	-	-
General and administrative expenses	<b>(1,420)</b>	(2,614)	(5,843)
Finance costs	<b>(1)</b>	-	(417)
Other income (expense) - net	<b>(5,929)</b>	(651)	18,792
Loss before income tax	<b>(7,350)</b>	(3,265)	12,532
Provision for (benefit from) income tax	<b>6</b>	-	(149,594)
Net income (loss)	<b>(7,356)</b>	(3,265)	162,126
Other comprehensive income	-	-	-
Total comprehensive income (loss)	<b>(₱7,356)</b>	(₱3,265)	₱162,126

*Summarized Consolidated Statements of Cash Flows*

	<b>Years Ended December 31</b>		
	<b>2023</b>	2022	2021
Operating	<b>(₱1,453)</b>	₱8	(₱146,522)
Investing	-	-	150,168
Financing	-	-	(3,677)
Net increase (decrease) in cash and cash equivalents	<b>(₱1,453)</b>	₱8	(₱31)

c. *ABS-CBN Theme Parks and Resorts Holdings, Inc. and Subsidiaries*

*Summarized Consolidated Statements of Financial Position*

	<b>2023</b>	2022
Cash and cash equivalents	<b>₱3,586</b>	₱1,691
Other current assets	<b>60,305</b>	13,931
Current liabilities	<b>(1,576,499)</b>	(1,508,484)
Noncurrent liabilities	<b>1,176</b>	(15,080)

*Summarized Consolidated Statements of Comprehensive Income*

	<b>Years Ended December 31</b>		
	<b>2023</b>	<b>2022</b>	2021
Revenue	<b>₱-</b>	₱-	₱-
Cost of services	-	-	(322)
General and administrative expenses	<b>(4,369)</b>	(14,064)	(35,068)
Finance costs	<b>(38,378)</b>	(30,221)	(30,136)
Other income - net	<b>39,258</b>	59	(372)
Loss before income tax	<b>(3,489)</b>	(44,226)	(65,898)
Provision for income tax	<b>1</b>	-	17
Net loss	<b>(3,490)</b>	(44,226)	(65,915)
Other comprehensive income	-	-	-
Total comprehensive loss	<b>(₱3,490)</b>	(₱44,226)	(₱65,915)





*Summarized Consolidated Statements of Cash Flows*

	<b>Years Ended December 31</b>		
	<b>2023</b>	2022	2021
Operating	<b>₱1,895</b>	(₱1,691)	(₱20,326)
Investing	-	-	-
Financing	-	-	-
Net increase (decrease) in cash and cash equivalents	<b>₱1,895</b>	(₱1,691)	(₱20,326)

**5. Segment Information**

Segment information is prepared on the following bases:

Business Segments

For management purposes, the Group is organized into two business activities - Content Production and Distribution and Cable and Broadband. This segmentation is the basis upon which the Group reports its primary segment information.

- Content production and distribution comprise entertainment, news and current affairs, global operations, film and music production, cable channels, publishing, content distribution through digital platforms, and live events and concerts. This consists of local and global content creation and distribution through television and radio broadcasting.
- Cable and Broadband includes cable television and broadband services in Metro Manila and in certain provincial areas in the Philippines.

Geographical Segments

The Group operates in three major geographical areas namely, the Philippines, United States and Other Countries. In the Philippines, its home country, the Group is involved in content production and distribution and pay TV. In the United States and in other locations (which include Middle East, Europe, Australia, Canada and Japan), the Group operates its cable and satellite operations to bring its produced content outside the Philippines.

The Group does not have revenue from transactions with a single external customer amounting to 10% or more of the Group's revenues.

Inter-segment Transactions

Segment revenue, segment expenses and operating results include transfers among business segments and among geographical segments. The transfers are accounted for at competitive market prices charged to unrelated customers for similar services. Such transfers are eliminated upon consolidation.

The Executive Committee, the Group's chief operating decision maker, monitors operating results of its business segments separately for the purpose of making decisions about resource allocation and performance assessment. Segment performance is evaluated based on operating profit or loss and is measured consistently with operating profit and loss in the consolidated financial statements.

On a consolidated basis, the Group's performance is evaluated based on consolidated net income for the year, earnings before interest, taxes and depreciation and amortization (EBITDA) and EBITDA margin. EBITDA margin pertains to EBITDA divided by gross revenues.



EBITDA and EBITDA margin are non-PFRSs measures.

The Group recognized impairment losses amounting to ₱57 million and ₱50 million for Content Production and Distribution

for the years ended December 31, 2023 and 2022, respectively. It also recognized impairment losses amounting to ₱9,021 million and ₱1 million for Cable and Broadband for the years ended December 31, 2023 and 2022, respectively.

The following table shows the reconciliation of the consolidated EBITDA to consolidated net loss:

	<b>Years Ended December 31</b>		
	<b>2023</b>	2022	2021
Consolidated EBITDA	<b>₱1,348,135</b>	₱2,875,540	₱552,637
Depreciation and amortization	<b>(2,790,695)</b>	(3,121,495)	(3,425,454)
Finance costs*	<b>(1,100,720)</b>	(1,122,382)	(1,167,705)
Amortization of intangible assets**	<b>(936,652)</b>	(891,602)	(1,000,713)
Provision for income tax	<b>(242,509)</b>	(338,922)	(436,222)
Impairment loss	<b>(9,124,918)</b>	(49,827)	(201,441)
Interest income	<b>12,721</b>	12,740	8,515
<b>Consolidated net loss</b>	<b>(₱12,834,638)</b>	<b>(₱2,635,948)</b>	<b>(₱5,670,383)</b>

\*Excluding bank service charges

\*\*Excluding amortization of movie in-process and filmed entertainment, and production and distribution business



### Business Segment Data

The following tables present revenue and income information and certain asset and liability information regarding business segments for each of the three years in the period ended December 31:

	Content Production and Distribution			Cable and Broadband			Eliminations			Consolidated		
	2023	2022	2021	2023	2022	2021	2023	2022	2021	2023	2022	2021
<b>Revenue</b>												
External sales	<b>₱12,110,582</b>	₱11,022,026	₱9,808,028	<b>₱7,201,122</b>	₱8,097,124	₱8,482,817	₱-	₱-	₱-	<b>₱19,311,704</b>	₱19,119,150	₱18,290,845
Inter-segment sales	<b>2,042,064</b>	2,308,509	1,460,748	-	-	-	<b>(2,042,064)</b>	(2,308,509)	(1,460,748)	-	-	-
Revenue deductions	<b>(795,590)</b>	(601,691)	(465,641)	-	-	-	<b>(5,330)</b>	34,946	-	<b>(800,920)</b>	(566,745)	(465,641)
<b>Total revenue</b>	<b>₱13,357,056</b>	₱12,728,844	₱10,803,135	<b>₱7,201,122</b>	₱8,097,124	₱8,482,817	<b>(₱2,047,394)</b>	(₱2,273,563)	(₱1,460,748)	<b>₱18,510,784</b>	₱18,552,405	₱17,825,204
<b>Results</b>												
Operating results	<b>(₱4,016,978)</b>	(₱4,865,903)	(₱6,373,170)	<b>(₱7,065,261)</b>	(₱498,387)	₱194,403	<b>(₱1,561,892)</b>	₱518,709	₱1,449,565	<b>(12,644,131)</b>	(₱4,845,581)	(₱4,708,809)
Finance costs	<b>(839,595)</b>	(921,946)	(979,098)	<b>(352,972)</b>	(284,099)	(236,561)	<b>82,627</b>	74,269	57,957	<b>(1,109,940)</b>	(1,131,776)	(1,178,095)
Foreign exchange gains (losses) - net	<b>(43,624)</b>	(371,944)	(218,474)	<b>(13,642)</b>	(114,735)	(12,648)	<b>46,550</b>	306,987	312,667	<b>(10,716)</b>	(179,692)	81,545
Interest income	<b>65,381</b>	50,410	63,028	<b>3,247</b>	7,004	3,444	<b>(55,907)</b>	(44,674)	(57,957)	<b>12,721</b>	12,740	8,515
Equity in net losses of associates and joint ventures	<b>(15,598)</b>	286	(9,607)	-	-	-	-	-	-	<b>(15,598)</b>	286	(9,607)
Other income - net	<b>2,328,664</b>	4,311,906	890,170	<b>317,949</b>	435,137	390,090	<b>(1,471,078)</b>	(900,046)	(707,970)	<b>1,175,535</b>	3,846,997	572,290
Income tax	<b>(270,819)</b>	(403,365)	46,828	<b>28,310</b>	64,443	(483,050)	-	-	-	<b>(242,509)</b>	(338,922)	(436,222)
<b>Net income (loss)</b>	<b>(₱2,792,569)</b>	(₱2,200,556)	(₱6,580,323)	<b>(₱7,082,369)</b>	(₱390,637)	(₱144,322)	<b>(₱2,959,700)</b>	(₱44,755)	₱1,054,262	<b>(₱12,834,638)</b>	(₱2,635,948)	(₱5,670,383)
<b>EBITDA</b>										<b>₱1,348,135</b>	₱2,875,541	₱682,887
<b>EBITDA Margin</b>										<b>7%</b>	15%	4%
<b>Assets and Liabilities</b>												
Operating assets	<b>₱40,025,838</b>	₱28,018,488	₱29,612,345	<b>₱17,183,149</b>	₱23,773,522	₱23,850,193	<b>(₱6,402,735)</b>	(₱3,894,837)	(₱2,291,965)	<b>₱50,806,252</b>	₱47,897,174	₱51,170,573
Noncurrent assets held for sale	<b>513,621</b>	409,442	173,490	-	-	-	-	-	-	<b>513,621</b>	409,442	173,490
Investments in associates and joint ventures	<b>10,272,586</b>	16,954,997	15,801,696	-	-	1,562	<b>(10,152,065)</b>	(16,838,520)	(15,681,483)	<b>120,521</b>	116,477	121,775
Deferred tax assets	<b>72,310</b>	237,369	539,178	<b>1,291,508</b>	1,293,096	558,772	<b>298,825</b>	-	-	<b>1,662,643</b>	1,530,464	1,097,950
<b>Total assets</b>	<b>₱50,884,355</b>	₱45,620,296	₱46,126,709	<b>₱18,474,657</b>	₱25,066,618	₱24,410,527	<b>(₱16,255,975)</b>	(₱20,733,357)	(₱17,973,448)	<b>₱53,103,037</b>	₱49,953,557	₱52,563,788
Operating liabilities	<b>₱14,817,451</b>	₱14,308,115	₱15,090,327	<b>₱7,555,671</b>	₱7,058,608	₱6,742,944	<b>(₱3,163,486)</b>	(₱3,465,329)	(₱3,268,510)	<b>₱19,209,636</b>	₱17,901,394	₱18,564,761
Contract liabilities	<b>2,469,345</b>	1,384,982	123,837	<b>314,075</b>	370,029	642,105	-	-	-	<b>2,783,420</b>	1,755,011	765,942
Interest-bearing loans and borrowings	<b>12,658,069</b>	13,131,500	15,628,343	<b>4,801,721</b>	4,866,817	4,897,514	<b>(270,000)</b>	(270,000)	(270,000)	<b>17,189,790</b>	17,728,317	20,255,857
Deferred tax liability	<b>3,866,502</b>	481,758	249,762	-	-	-	<b>298,825</b>	-	-	<b>4,165,327</b>	481,758	249,762
Lease liabilities	<b>549,128</b>	571,544	76,999	<b>444,125</b>	601,911	561,162	<b>(470,035)</b>	(508,782)	(4,762)	<b>523,218</b>	664,673	633,399
<b>Total liabilities</b>	<b>₱34,360,495</b>	₱29,877,899	₱31,169,268	<b>₱13,115,592</b>	12,897,365	₱12,843,725	<b>(₱3,604,696)</b>	(₱4,244,111)	(3,543,272)	<b>₱43,871,391</b>	₱38,531,153	₱40,469,721
<b>Other Segment Information</b>												
Capital expenditures:												
Property and equipment	<b>₱59,671</b>	₱238,866	₱404,892	<b>₱1,441,031</b>	₱2,411,367	₱3,132,446	₱-	₱-	₱-	<b>₱1,500,702</b>	₱2,650,233	₱3,537,338
Intangible assets	<b>650,807</b>	85,125	183,992	<b>72,636</b>	149,118	160,914	-	-	-	<b>723,443</b>	234,243	344,906
Depreciation and amortization	<b>2,290,410</b>	2,615,070	2,702,764	<b>2,033,299</b>	2,107,020	2,065,325	<b>(592,022)</b>	(704,005)	(224,447)	<b>3,731,687</b>	985,882	4,543,642
Noncash expenses other than depreciation and amortization	<b>84,994</b>	199,956	348,769	<b>430,940</b>	344,302	119,854	-	95,267	(311,742)	<b>515,934</b>	57,003	156,881



**Geographical Segment Data**

The following tables present revenue and expenditure and certain asset information regarding geographical segments for each of the three years in the period ended December 31:

	Philippines			United States			Others			Eliminations			Consolidated		
	2023	2022	2021	2023	2022	2021	2023	2022	2021	2023	2022	2021	2023	2022	2021
<b>Revenue</b>															
External sales	<b>P15,539,629</b>	P14,979,049	P14,827,461	<b>P2,805,564</b>	P3,043,631	P2,347,178	<b>P966,511</b>	P1,096,470	P1,116,206	<b>P-</b>	<b>P-</b>	<b>P-</b>	<b>P19,311,704</b>	P19,119,150	P18,290,845
Inter-segment sales	<b>2,042,064</b>	2,308,509	1,460,748	-	-	-	-	-	-	<b>(2,042,064)</b>	(2,308,509)	(1,460,748)	-	-	-
Revenue deductions	<b>(795,590)</b>	(601,691)	(465,641)	-	-	-	-	-	-	<b>(5,330)</b>	34,946	-	<b>(800,920)</b>	(566,745)	(465,641)
<b>Total revenue</b>	<b>P16,786,103</b>	P16,685,867	P15,822,568	<b>P2,805,564</b>	P3,043,631	P2,347,178	<b>P966,511</b>	P1,096,470	P1,116,206	<b>(P2,047,394)</b>	(P2,273,563)	(P1,460,748)	<b>P18,510,784</b>	P18,552,405	P17,825,204
<b>Assets</b>															
Operating assets	<b>P50,655,598</b>	P40,860,912	P46,707,139	<b>P2,175,601</b>	P2,281,998	P2,098,564	<b>P4,358,372</b>	P8,621,432	P4,621,363	<b>(P6,402,735)</b>	(P3,894,837)	(P2,291,965)	<b>P50,786,836</b>	P47,869,505	P51,135,101
Noncurrent assets held for sale	<b>513,621</b>	409,442	173,490	-	-	-	-	-	-	-	-	-	<b>513,621</b>	409,442	173,490
Contract assets	<b>19,416</b>	27,669	35,472	-	-	-	-	-	-	-	-	-	<b>19,416</b>	27,669	35,472
Investments in associates and joint ventures	<b>10,272,586</b>	16,954,997	15,803,258	-	-	-	-	-	-	<b>(10,152,065)</b>	(16,838,520)	(15,681,483)	<b>120,521</b>	116,477	121,775
Deferred tax assets – net	<b>1,288,110</b>	1,454,778	939,361	<b>71,377</b>	54,756	144,789	<b>4,331</b>	20,930	13,800	<b>298,825</b>	-	-	<b>1,662,643</b>	1,530,464	1,097,950
<b>Total assets</b>	<b>P62,749,331</b>	P59,707,798	P63,658,720	<b>P2,246,978</b>	P2,336,754	P2,243,353	<b>P4,362,703</b>	P8,642,362	P4,635,163	<b>(P16,255,975)</b>	(P20,733,357)	(P17,973,448)	<b>P53,103,037</b>	P49,953,557	P52,563,788
<b>Liabilities</b>															
Operating liabilities	<b>P19,089,531</b>	P17,896,655	P17,855,687	<b>P741,377</b>	P898,808	P942,048	<b>P2,542,214</b>	P2,571,260	P3,035,536	<b>(P3,163,486)</b>	(P3,465,329)	(P3,268,510)	<b>P19,209,636</b>	P17,901,394	P18,564,761
Contract liabilities	<b>2,783,420</b>	1,755,011	765,942	-	-	-	-	-	-	-	-	-	<b>2,783,420</b>	1,755,011	765,942
Interest-bearing loans and borrowings	<b>17,459,790</b>	17,998,317	20,525,857	-	-	-	-	-	-	<b>(270,000)</b>	(270,000)	(270,000)	<b>17,189,790</b>	17,728,317	20,255,857
Deferred tax liability	<b>3,866,502</b>	481,758	249,762	-	-	-	-	-	-	<b>298,825</b>	-	-	<b>4,165,327</b>	481,758	249,762
Lease liabilities	<b>993,253</b>	1,173,455	632,608	-	-	3,497	-	-	2,056	<b>(470,035)</b>	(508,782)	(4,762)	<b>523,218</b>	664,673	633,399
<b>Total liabilities</b>	<b>P44,192,496</b>	P39,305,196	P40,029,856	<b>P741,377</b>	P898,808	P945,545	<b>P2,542,214</b>	P2,571,260	P3,037,592	<b>(P3,604,696)</b>	(P4,244,111)	(P3,543,272)	<b>P43,871,391</b>	P38,531,153	P40,469,721
<b>Other Segment Information</b>															
Capital expenditures:															
Property and equipment	<b>P1,499,038</b>	P2,644,090	P3,503,325	<b>P72</b>	P4,951	P23,671	<b>P1,592</b>	P1,192	P10,342	<b>P-</b>	<b>P-</b>	<b>P-</b>	<b>P1,500,702</b>	P2,650,233	P3,537,338
Intangible assets	<b>723,443</b>	234,243	344,906	-	-	-	-	-	-	-	-	-	<b>723,443</b>	234,243	344,906



## 6. Cash and Cash Equivalents and Short-term Investments

	2023	2022
Cash on hand and in banks	<b>₱1,384,475</b>	₱1,696,926
Cash equivalents	<b>19,053</b>	239,926
	<b>₱1,403,528</b>	₱1,936,852

Cash in banks earn interest at the respective bank deposit rates. Cash equivalents are short-term placements, which are made for varying periods of up to three months depending on the immediate cash requirements of the Group, and earn interest at the respective short-term placement rates.

Cash deposits amounting to ₱10.7 million and ₱11.1 million as at December 31, 2023 and December 31, 2022, respectively, and with maturities of more than three months but less than one year are classified as “Short-term investments” in the consolidated statements of financial position.

Interest earned from cash and cash equivalents and short-term investments amounted to ₱13 million in 2023, ₱13 million in 2022 and ₱9 million in 2021.

## 7. Trade and Other Receivables

	2023	2022
Trade:		
Airtime	<b>₱2,803,802</b>	₱2,977,016
Subscriptions	<b>2,613,340</b>	2,325,649
Others	<b>1,071,736</b>	804,976
Due from related parties (Note 24)	<b>165,462</b>	303,537
Advances to employees and talents	<b>986,596</b>	168,153
Others	<b>1,327,598</b>	979,551
	<b>8,968,534</b>	7,558,882
Less allowance for ECL	<b>2,824,685</b>	2,874,308
	<b>₱6,143,849</b>	₱4,684,574

Trade receivables are noninterest-bearing and are generally on 60 to 90-days term upon receipt of invoice by the customer.

Airtime receivables include unbilled airtime arising from advertisements which have been aired during the year. Invoicing normally takes around 7 days from airing.

Subscription receivables include unbilled subscription, where revenue has been accrued based on the rates in the subscription agreements multiplied by the number of subscribers based on the latest report from the cable providers.

Other trade receivables pertain to trade accruals, trade creditable withholding taxes and receivables related to sponsored production, ancillary rights and royalties. These are usually collected within one year.

Advances to employees and talents includes advances provided to talents for the upcoming shows and programs and loans to regular and project employees. These are usually settled within one year.



Other receivables include interest receivable and receivables related to the sale of Amcara Broadcasting Network, Inc. (Amcara) amounting to ₱260 million and is fully provided with allowance. It also includes claims arising from sources other than the sale of airtime and subscription and advances to employees and talents that are reasonably expected to be realized in cash within the next financial year.

The aging analysis of the unbilled airtime and subscription receivables follows:

	2023	2022
Less than 30 days	<b>₱194,689</b>	₱89,289
More than 30 days	<b>12,736</b>	85,485
	<b>₱207,425</b>	₱174,774

#### Allowance for ECL

Movements in the allowance for ECL are as follows:

	Trade			Nontrade	Total
	Airtime	Subscriptions	Others		
Balance at January 1, 2022	₱342,088	₱1,427,951	₱295,828	₱495,974	₱2,561,841
Provisions (Note 28)	–	249,671	–	178,824	428,495
Write-offs and others	(2,487)	(101,218)	(12,323)	–	(116,028)
Balance at December 31, 2022	339,601	1,576,404	283,505	674,798	2,874,308
Provisions (Note 28)	21,778	441,232	24,007	5	487,022
Write-offs and others	(23,913)	(217,410)	(203,143)	(92,179)	(536,645)
<b>Balance at December 31, 2023</b>	<b>₱337,466</b>	<b>₱1,800,226</b>	<b>₱104,369</b>	<b>₱582,624</b>	<b>₱2,824,685</b>

## 8. Inventories

	2023	2022
At cost:		
Office supplies	<b>₱4,933</b>	₱4,933
At net realizable value:		
Merchandise inventories	<b>57,858</b>	170,564
Materials, supplies and spare parts	<b>126,618</b>	88,379
	<b>₱189,409</b>	₱263,876

Merchandise inventory consists mainly of set-top boxes, records and other consumer products held for sale by the Parent Company and subsidiaries. Materials, supplies and spare parts comprise mainly of cable, construction and installation supplies of Sky Cable and the Parent Company's spare parts and supplies.

Cost of sales related to digital boxes amounting to ₱98 million in 2023, ₱100 million in 2022 and ₱18 million in 2021 is recorded as part of "Inventory costs" under the "Cost of sales" account in the consolidated statements of income (see Note 27). Total inventory costs recognized under "Cost of sales and services" amounted to ₱98 million in 2023, ₱101 million in 2022 and ₱23 million in 2021 (see Note 27).

The cost of inventories carried at net realizable value amounted to ₱675 million and ₱1,061 million as at December 31, 2023 and 2022, respectively. Inventory losses amounted to ₱47 million in 2023, ₱1 million in 2022 and ₱83 million in 2021 (see Note 28).



In 2023, the Parent Company reversed its allowance for inventory losses amounting to ₱352 million for its TV Plus Go inventory as these inventories were disposed during the year (Note 27). There were no reversal of inventory write-downs both in 2022 and 2021.

---

## 9. Contract Cost Assets and Contract Liabilities

	<b>2023</b>	2022
Contract cost assets (Note 16)	<b>₱19,416</b>	₱27,669
Contract liabilities	<b>2,783,420</b>	1,755,011

### Incremental Costs to Obtain Contracts

Contract cost assets pertain to the incremental costs incurred by the Group in obtaining contracts with customers.

Sky Cable pays sales commission to its sales agents for each contract that they obtain from subscribers. This sales commission is considered incremental cost of obtaining the contract and has been capitalized in accordance with PFRS 15 since Sky Cable expects that sales commission is recoverable. This is amortized on a straight-line basis over the period the services are provided to the customer.

The amortization related to incremental costs to obtain contracts recorded in “Advertising and promotion” under “General and administrative expense” account in the consolidated statement of income amounted to ₱45 million in 2023, ₱77 million in 2022 and ₱47 million in 2021 (see Note 28).

No impairment loss was recognized in 2023, 2022 and 2021.

### Contract Liabilities

Contract liabilities pertain to the payments received before broadcast, subscription fees billed and received in advance, nonrefundable installation service fee received in advance and payments received for distribution of music catalogue. These are recognized as revenue when the Group performs under the contract.

Contract liabilities also include customer deposits which are cash payments by customers, for which the Group has not yet provided goods or services in exchange. Revenue is recognized once goods or services are provided to customers.

Out of the opening contract liabilities, total revenue recognized amounted to ₱356 million in 2023, ₱342 million in 2022 and ₱219 million in 2021. Contract liabilities are usually recognized as revenues within one year from receipt.



## 10. Property and Equipment at Cost

	2023								
						Right-of-use assets			
	Land and Land Improvements	Buildings and Improvements	Towers, Transmission, Television, Radio, Movie, and Auxiliary Equipment	Other Equipment	Construction in Progress	Towers, Transmission, Television, Radio, Movie, and Auxiliary Equipment	Buildings and Improvements	Total	
<b>Cost</b>									
Balance at beginning of year	₱1,638,590	₱14,378,412	₱31,890,993	₱13,677,462	₱5,010,928	₱2,241,097	₱377,510	₱69,214,992	
Additions	-	74	326,434	63,894	937,673	63,727	108,900	1,500,702	
Disposals/retirements	(379,645)	(4,623)	(165,812)	(465,234)	(767,880)	(45,943)	(162,353)	(1,991,490)	
Reclassifications	-	173,850	843,027	378,449	(1,139,126)	(256,200)	-	-	
Reclassification from noncurrent assets held for sale (Note 32)	276	-	601,229	-	-	-	-	601,505	
Reclassification to noncurrent assets held for sale (Note 32)	(298,878)	(120,564)	(10,895)	(354,327)	-	-	-	(784,664)	
Reclassified to revaluation model (Note 11)	(748,828)	-	-	-	-	-	-	(748,828)	
Translation adjustments	(682)	(153)	(894)	(3,903)	-	-	(80)	(5,712)	
<b>Balance at end of year</b>	<b>210,833</b>	<b>14,426,996</b>	<b>33,484,082</b>	<b>13,296,341</b>	<b>4,041,595</b>	<b>2,002,681</b>	<b>323,977</b>	<b>67,786,505</b>	
<b>Accumulated Depreciation, Amortization and Impairment</b>									
Balance at beginning of year	67,151	9,593,527	22,976,011	10,267,927	759,210	801,571	288,110	44,753,507	
Depreciation and amortization (Notes 26, 27 and 28)	16,675	292,950	1,673,662	538,740	-	207,939	60,573	2,790,539	
Disposals/retirements	-	(3,058)	(137,805)	(206,573)	(483,838)	(14,603)	(162,352)	(1,008,229)	
Impairment (Note 28)	-	-	1,099,183	-	1,295,673	-	-	2,394,856	
Reclassifications	-	-	(9)	24,750	19,373	-(44,123)	9	-	
Reclassification from noncurrent assets held for sale (Note 32)	-	-	417,579	-	-	-	-	417,579	
Reclassification to noncurrent assets held for sale (Note 32)	-	(99,901)	(8,090)	(130,558)	-	-	-	(238,549)	
Translation adjustments	-	(143)	(683)	(3,804)	-	-	(80)	(4,710)	
<b>Balance at end of year</b>	<b>83,826</b>	<b>9,783,375</b>	<b>26,019,848</b>	<b>10,490,482</b>	<b>1,590,418</b>	<b>950,784</b>	<b>186,260</b>	<b>49,104,993</b>	
<b>Net Book Value</b>	<b>₱127,007</b>	<b>₱4,643,621</b>	<b>₱7,464,234</b>	<b>₱2,805,859</b>	<b>₱2,451,177</b>	<b>₱1,051,897</b>	<b>₱137,717</b>	<b>₱18,681,512</b>	
	2022								
						Right-of-use assets			
	Land and Land Improvements	Buildings and Improvements	Towers, Transmission, Television, Radio, Movie, and Auxiliary Equipment	Other Equipment	Construction in Progress	Towers, Transmission, Television, Radio, Movie, and Auxiliary Equipment	Buildings and Improvements	Total	
<b>Cost</b>									
Balance at beginning of year	₱2,411,166	₱14,384,550	₱30,799,273	₱13,621,257	₱5,093,733	₱2,106,933	₱299,836	₱68,716,748	
Additions	-	-	545,597	81,031	1,874,104	177,900	76,690	2,755,322	
Disposals/retirements	(555,204)	(31,403)	(679,429)	(189,603)	(2,127)	-	-	(1,457,766)	
Reclassifications	-	24,999	1,822,106	151,580	(1,954,782)	(43,903)	-	-	
Reclassification to noncurrent assets held for sale (Note 31)	(225,792)	-	(601,229)	-	-	-	-	(827,021)	
Translation adjustments	8,420	266	4,675	13,197	-	167	984	27,709	
<b>Balance at end of year</b>	<b>₱1,638,590</b>	<b>₱14,378,412</b>	<b>₱31,890,993</b>	<b>₱13,677,462</b>	<b>₱5,010,928</b>	<b>₱2,241,097</b>	<b>₱377,510</b>	<b>₱69,214,992</b>	





	2022							
	Land and Land Improvements	Buildings and Improvements	Towers, Transmission, Television, Radio, Movie, and Auxiliary Equipment	Other Equipment	Construction in Progress	Right-of-use assets		Total
						Towers, Transmission, Television, Radio, Movie, and Auxiliary Equipment	Buildings and Improvements	
Accumulated Depreciation, Amortization, and Impairment								
Balance at beginning of year	₱64,522	₱9,317,323	₱21,737,760	₱9,771,835	₱766,871	₱542,300	₱230,283	₱42,430,894
Depreciation and amortization (Notes 25, 26 and 27)	16,782	304,717	1,869,692	601,540	-	271,558	57,054	3,121,343
Disposals/retirements	(14,153)	(28,662)	(217,487)	(150,757)	(7,661)	-	-	(418,720)
Impairment (Note 27)	-	-	-	18,994	-	-	-	18,994
Reclassification	-	-	-	(12,381)	-	12,381	-	-
Reclassification to noncurrent assets held for sale (Note 31)	-	-	(417,579)	-	-	-	-	(417,579)
Translation adjustments	-	149	3,625	13,934	-	94	773	18,575
Balance at end of year	67,151	9,593,527	22,976,011	10,267,927	759,210	801,571	288,110	44,753,507
<b>Net Book Value</b>	<b>₱1,571,439</b>	<b>₱4,784,885</b>	<b>₱8,914,982</b>	<b>₱3,409,535</b>	<b>₱4,251,718</b>	<b>₱1,439,526</b>	<b>₱89,400</b>	<b>₱24,461,485</b>

Construction in progress pertains to various projects, capitalizable repairs of building and facilities and restorations of regional sites.

In 2023, the Group sold various property and equipment with carrying value of ₱983 million for total proceeds of ₱1,611 million resulting to a gain on sale of properties of ₱628 million (see Note 29).

In 2022, the Group sold various property and equipment with carrying value of ₱1,039 million for total proceeds of ₱1,514 million resulting to a gain on sale of ₱475 million (see Note 29).

In 2021, the Group sold various property and equipment with carrying amount of ₱509 million for total proceeds of ₱693 million resulting to a gain on sale of ₱184 million.

To address the impact of the denial of the franchise application (as discussed in Note 1), the Group has entered into an agreement with its existing lenders to provide for the creation of mortgage and security interest over certain assets of the Group. The carrying value of assets mortgaged to secure the long-term debt of ABS-CBN as at December 31, 2023 and December 31, 2022 amounted to ₱4,272 million and ₱5,790 million, respectively (see Note 19). The aggregate appraised value of these properties as of December 31, 2023 amounted to ₱5,513 million based on the latest appraisal report.

Unamortized borrowing costs capitalized as part of property and equipment amounted to ₱1,728 million and ₱1,756 million as at December 31, 2023 and December 31, 2022, respectively. There were no borrowing costs capitalized in 2023 and 2022.

The Group determined the consequences of the Resolution passed by the House Committee on Legislative Franchises denying the franchise application of the Parent Company, as impairment indicators on its nonfinancial assets. In relation to this, the Parent Company recognized impairment losses amounting to ₱19 million in 2022 and ₱76 million in 2021 relating to the Parent Company's property and equipment (nil in 2023).

Further, due to the impairment indicators related to Sky Cable's business brought about by the factors discussed in Note 3, Sky Cable recognized impairment loss on property and equipment amounting to ₱2.4 billion in 2023



## 11. Land at Revalued Amounts

Starting December 31, 2023, the Group adopted the revaluation model for land. Accordingly, land with a carrying amount of ₱749 million was recorded at fair value amounting to ₱14.6 billion and the Group recognized gross revaluation increment amounting to ₱13.8 billion.

The “Market Data Approach” was used to determine the fair value of the land properties conducted by independent professionally qualified appraisers. With this method, sales/listings of similar property or parcels of land are compared, analyzed, and adjusted to provide a value indication for the property being appraised. The fair value represents the amount that would be received to sell the property in an orderly transaction between market participants at the date of valuation. The description of valuation techniques used and significant unobservable inputs to fair valuation are as follows:

	Valuation Techniques	Significant Unobservable Inputs	Range (Weighted Average)
Land	Sales Comparison Approach/Market Approach	Price	₱2,781- ₱224,000
		Location	-10% to +15%
		Site Development	-5% to +5%
		Size	-20% to +15%
		Use	-10% to +10%
		Time Element	+10%

The fair value is categorized under Level 3 of the fair value hierarchy and represents the price that would be received to sell an asset or paid to transfer a liability in an orderly transaction between market participants at the measurement date in accordance with International Valuation Standards.

For the land properties that were not appraised, the Group referred to the comparable market value published in various real estate websites adjusted by 20% bargaining allowance.

As at December 31, 2023 and 2022, certain land properties with carrying amount of ₱430 million and ₱729 million are part of its mortgaged properties. The revalued amount of these land properties as at December 31, 2023 is at ₱10,781 million.

## 12. Investment Properties

	2023	2022
<b>Cost:</b>		
Balance at beginning of year	<b>₱3,147</b>	₱2,860
Translation adjustments	<b>(29)</b>	287
Balance at end of year	<b>3,118</b>	3,147
<b>Accumulated depreciation:</b>		
Balance at beginning of year	<b>1,881</b>	1,566
Depreciation (Note 28)	<b>156</b>	152
Translation adjustments	<b>(18)</b>	163
Balance at end of year	<b>2,019</b>	1,881
<b>Net book value</b>	<b>₱1,099</b>	₱1,266

Direct operating expenses, which consist mainly of depreciation, amounted to ₱0.2 million in 2023, ₱0.2 million in 2022 and ₱0.4 million in 2021.



13. Goodwill, Program Rights and Other Intangible Assets

	Goodwill	Program Rights	Movie In-Process and Filmed Entertainment	Story and Publication, and Video Rights	Trademarks	Customer Relationships	Cable Channels - CPI	Production and Distribution Business - Middle East	Business Process Re-engineering	IP Block	Total
Balance as at January 1, 2023	₱4,767,479	₱1,432,822	₱1,032,304	₱108,029	₱1,037,665	₱353,645	₱192,224	₱2,777	₱545,800	₱37,807	₱9,510,552
Additions	-	462,631	43,413	144,763	-	-	-	-	72,636	-	723,443
Amortization (see Notes 26, 27 and 28)	-	(744,825)	(206,840)	(4,341)	(61,038)	(85,848)	(40,600)	(467)	-	-	(1,143,959)
Impairment	(4,491,817)	-	(7,248)	-	(976,627)	(267,797)	-	-	(618,436)	(19,619)	(6,381,544)
Translation adjustments	(1,904)	-	-	-	-	-	-	-	-	-	(1,904)
Balance as at December 31, 2023	273,758	1,150,628	861,629	248,451	-	-	151,624	2,310	-	18,188	2,706,588
Less current portion	-	382,348	89,521	9,313	-	-	-	-	-	-	481,182
Noncurrent portion	₱273,758	₱768,280	₱772,108	₱239,138	₱-	₱-	₱151,624	₱2,310	₱-	₱18,188	₱2,225,406
Balance as at January 1, 2022	₱4,743,970	₱2,116,565	₱991,223	₱110,676	₱1,111,784	₱439,820	₱232,826	₱3,000	₱396,682	₱37,807	₱10,184,353
Additions	-	25,265	58,144	1,716	-	-	-	-	149,118	-	234,243
Amortization (see Notes 26, 27 and 28)	-	(686,343)	(4,988)	(4,363)	(74,119)	(86,175)	(40,602)	(223)	-	-	(896,813)
Disposals and others	-	(22,665)	(12,075)	-	-	-	-	-	-	-	(34,740)
Translation adjustments	23,509	-	-	-	-	-	-	-	-	-	23,509
Balance as at December 31, 2022	4,767,479	1,432,822	1,032,304	108,029	1,037,665	353,645	192,224	2,777	545,800	37,807	9,510,552
Less current portion	-	464,909	114,440	3,188	-	-	-	-	-	-	582,537
Noncurrent portion	₱4,767,479	₱967,913	₱917,864	₱104,841	₱1,037,665	₱353,645	₱192,224	₱2,777	₱545,800	₱37,807	₱8,928,015



Goodwill

Goodwill arose from the following acquisitions and business combination:

	<b>2023</b>	2022
Sky Cable	<b>₱4,491,817</b>	₱4,491,817
ABS-CBN International*	<b>273,758</b>	275,662
	<b>4,765,575</b>	₱4,767,479
Allowance for impairment	<b>(4,491,817)</b>	-
	<b>₱273,758</b>	₱4,767,479

\*Includes translation adjustments

In 2023, the Group recognized impairment loss on its goodwill from Sky amounting to ₱4.5 billion. No impairment loss on goodwill was recognized in 2022 and 2021.

Program Rights and Other Intangible Assets

Program rights include the acquired rights of the Group to air foreign and local films or programs for a certain period of time. As at December 31, 2023, the remaining useful life of program rights range from one to 21 years. Licenses with finite life include franchise of KidZania brand in the Philippines, acquired in 2012, by PII. License is fully impaired as of December 31, 2023 and December 31, 2022. In 2021, the Group cancelled its contract for certain program rights and recognized loss on extinguishment amounting to ₱80 million which is included in “Production costs” account in the consolidated income statement (see Note 26).

Movie in process pertains to production-related expenses which are deferred until a movie is released. Upon release of a movie content, the related amortization is recognized in various direct production cost accounts, i.e. costumes and sets, location rental and post-production costs.

The customer relationships acquired in a business combination relate to the core subscribers of the following:

- Sky Cable postpaid, prepaid and platinum, broadband and other subscribers at conversion date who have sustained their relationship with Sky Cable for more than a year
- Destiny Cable, Incorporated (DCI), Solid Broadband Corporation and UNI Cable TV, Inc. cable postpaid, prepaid and broadband subscribers
- Tri-Isys postpaid internet subscribers

The cable channels include Lifestyle Channel (now Metro Channel), Cinema One, and Myx Channel acquired by CPI from Sky Vision.

Production and distribution business for Middle East operations represent payments arising from the sponsorship agreement between Arab Digital Distribution (ADD) and ABS-CBN Middle East. This agreement grants the Group the right to operate in the Middle East with ADD as sponsor for a period of 25 years. The related contract expired in 2021 and management recognized impairment loss due to the uncertainty in contract renewal and adverse financial position of the major customer in 2020.

Business process re-engineering pertains to cost of replacement of Sky Cable’s IT and network systems and most of the integrated platforms surrounding it.

Other intangible asset with indefinite life pertains to IP block amounting to ₱18 million as of December 31, 2023 and 2022.



In 2022, the Group reassessed the useful life of the trademarks based on industry trends and changed it from indefinite to remaining useful life of 15 years to reflect the expected pattern of economic benefits from the assets. This was accounted prospectively as a change in accounting estimate. Amortization expense recognized from the trademark amounted by ₱61 million in 2023 and ₱74 million in 2022.

In relation to the impairment of goodwill of Sky, the Group also attributed impairment loss to other intangible assets of Sky amounting to ₱1.9 billion. No impairment loss was recognized on other intangible assets in 2022 and 2021.

#### 14. Financial Assets at Fair Value through Other Comprehensive Income

	2023	2022
Listed ordinary common, quoted club shares and others	<b>₱67,333</b>	₱44,357

Investment in quoted equity securities represents the investment in PLDT common shares. Investments in quoted club shares mainly comprise of investments in Manila Polo Club, Baguio Country Club and others.

In 2022, Parent Company sold various investment in equity securities. The fair value on the date of sale is ₱7 million and the accumulated gain recognized in other comprehensive income of ₱6 million was transferred to retained earnings.

Dividend income from quoted equity securities amounted to ₱7.2 million in 2021 (nil in 2023 and 2022) [see Note 29].

Movements in this account follow:

	2023	2022
Balance at beginning of year	<b>₱44,357</b>	₱41,658
Unrealized fair value gain	<b>22,976</b>	3,599
Sale of investment	–	(900)
Balance at end of year	<b>₱67,333</b>	₱44,357

#### 15. Investments in Associates and Joint Ventures

Entity	Principal Activities	Percentage of Ownership	
		2023	2022
Associates:			
Star Cinema Productions, Inc. (Star Cinema)	Services	<b>45.0</b>	45.0
The Flagship, Inc. (Flagship)	Services	<b>40.0</b>	40.0
Joint ventures:			
A CJ O Shopping Corporation (A CJ O)	Home shopping	<b>50.0</b>	50.0
Daum Kakao Philippines Corporation (Daum Kakao)	Services	<b>50.0</b>	50.0
Media Serbisyo Production Corporation (Media Serbisyo)	Content production	<b>49.0</b>	–
ALA Sports Promotions International, Inc. (ALA Sports)	Boxing promotions	<b>44.0</b>	44.0



Details and movement in the account are as follows:

	2023	2022
Acquisition costs –		
Balance at beginning of year	<b>₱853,049</b>	₱853,049
Addition	<b>19,600</b>	–
Balance at end of year	<b>₱872,649</b>	853,049
Accumulated equity in net losses –		
Balance at beginning of year	<b>(653,343)</b>	(653,629)
Equity in net income (loss) during the year	<b>(15,598)</b>	286
Balance at end of year	<b>(668,941)</b>	(653,343)
Accumulated impairment loss –		
Balance at beginning of year	<b>(83,229)</b>	(77,645)
Reversal (impairment) of investment in joint venture	<b>42</b>	(5,584)
Balance at end of year	<b>(83,187)</b>	(83,229)
	<b>₱120,521</b>	₱116,477
Investments in:		
Joint ventures	<b>₱17,343</b>	₱13,299
Associates	<b>103,178</b>	103,178
	<b>₱120,521</b>	₱116,477

All the associates and joint ventures are incorporated and have principal place of business in the Philippines. The associates and joint ventures have no contingent liabilities or capital commitments as at December 31, 2023 and December 31, 2022.

a. Investments in Joint Ventures

i. A C J O

The joint venture operated O Shopping Channel which broadcasted company-produced shopping programs 24/7 via Sky Cable and Destiny Cable.

On June 25, 2020, the stockholders and BOD of the Group approved a plan of liquidation and cessation of operations effective December 31, 2020. In November 2020, the Group decided to discontinue its operations to prevent further losses. Though the Parent Company expects to recover its investment through liquidation of the remaining assets of A C J O, the Parent Company recognized ₱9.9 million impairment loss on this investment in 2022. As at April 11, 2024, there have been no transactions that affected the joint venture or its status.

ii. ALA Sports

The primary purpose of ALA Sports, which was incorporated in December 2013, is to organize, stage and promote boxing matches, and provide, distribute and market products and services that are otherwise connected to the operations of said business, in the Philippines and other territories. Due to the circumstances brought by the pandemic, the Parent Company recognized ₱30 million impairment loss on this investment in 2021. In 2022, the Parent Company reversed its allowance of impairment amounting to ₱4.3 million as its allowance already exceeded the net assets of the joint venture. As at April 11, 2024, there have been no transactions that affected the joint venture or its status.



iii. Daum Kakao

In 2015, the Parent Company entered into a joint venture agreement with Kakao Corporation to form a joint venture corporation, Daum Kakao. The primary purpose of Daum Kakao, which was incorporated in February 2015, is to engage in and provide KakaoTalk services developed and/or customized for users in the Philippines for mobile devices, including marketing and sales promotions. The joint venture agreement also includes a put option in favor of the Parent Company for the joint venture partner to purchase all of the Parent Company's stocks in Daum Kakao within 60 days after the second year of Daum Kakao's registration.

On July 29, 2016, the stockholders and the BOD of Daum Kakao approved the resolution to cease business operations and dissolve the corporation, subject to approval of SEC, effective August 30, 2016. Thereafter, the Parent Company recognized ₱3 million impairment loss from its investment in Daum Kakao in 2016.

In view of the recent developments in Daum Kakao, the stockholders and the BOD of Daum Kakao revoked its previous resolution on cessation and dissolution of the corporation, and thereafter approved the continuance of its business operations in 2017.

The Philippine SEC has approved Daum Kakao's decrease in its capital stock from ₱900 million to ₱86 million on January 31, 2019. On June 3, 2021, Daum Kakao has returned capital of ₱364 million to the joint venturers. As at April 11, 2024, there were no transactions that has affected the joint venture nor its status.

iv. Media Serbisyo

On June 30, 2023, ABS-CBN entered into a joint venture with Prime Media Holdings, Inc. The joint venture, Media Serbisyo, will produce various programs, which will be supplied to broadcasters and other third-party platforms including Philippine Collective Media Corporation.

Combined financial information of the joint ventures follows:

	2023	2022	
Current assets	<b>₱265,927</b>	₱229,885	
Noncurrent assets	<b>67,243</b>	67,243	
Current liabilities	<b>(145,086)</b>	(117,198)	
Net equity	<b>₱188,084</b>	₱179,930	

	Years Ended December 31		
	2023	2022	2021
Revenue	<b>₱10,887</b>	₱774	₱2,679
Costs and expenses	<b>(42,740)</b>	(183)	(21,980)
Net income (loss)	<b>(₱31,853)</b>	₱591	(₱19,301)
Equity in net income (losses) of joint ventures	<b>(₱15,598)</b>	₱286	(₱9,607)



Below is the reconciliation of the summarized financial information of the joint ventures to the carrying amount of the Parent Company's investments therein:

2023					
	A C J O	ALA Sports	Daum Kakao	Media Serbisyo	Total
Net assets of joint ventures	₱89,557	₱58,210	₱32,261	₱8,056	₱188,084
Interest of the Parent Company in the net assets of the joint ventures	50%	44%	50%	49%	
	44,779	25,612	16,131	3,947	90,469
Accumulated impairment loss	(44,779)	(25,612)	(2,735)	-	(73,126)
Carrying amount of investments in joint ventures	₱-	₱-	₱13,396	₱3,947	₱17,343

2022				
	A C J O	ALA Sports	Daum Kakao	Total
Net assets of joint ventures	₱89,557	₱58,305	₱32,068	₱179,930
Interest of the Parent Company in the net assets of the joint ventures	50%	44%	50%	
	44,779	25,654	16,034	86,467
Accumulated impairment loss	(44,779)	(25,654)	(2,735)	(73,168)
Carrying amount of investments in joint ventures	₱-	₱-	₱13,299	₱13,299

a. Investments in Associates

In 2015, the Parent Company entered into an agreement with certain individuals to form Flagship, a holding company with interests on entities engaged in the business of producing and co-producing motion pictures and providing visual effects and post-production services. In 2023 and 2022, the Group did not recognize equity in net income of Flagship because it is immaterial.

Investment in the other associate, Star Cinema, has been reduced to zero due to accumulated equity in net losses. The net cumulative unrecognized net losses amounted to ₱17 million as at December 31, 2023 and 2022.

Combined financial information of associates follows:

	2023	2022
Current assets	₱138,670	₱138,670
Noncurrent assets	26,886	26,886
Current liabilities	(62,378)	(62,378)
Net equity	₱103,178	₱103,178





## 16. Other Current Assets

	2023	2022
Creditable withholding and prepaid taxes	<b>₱4,152,553</b>	₱3,558,287
Advances to suppliers	<b>81,810</b>	229,673
Preproduction expenses	<b>78,041</b>	255,442
Prepayments:		
Licenses	<b>88,171</b>	107,571
Rent	<b>30,244</b>	66,221
Subscription	<b>33,103</b>	11,632
Insurance	<b>5,284</b>	9,867
Transponder services	-	7,922
Contract cost assets (Note 9)	<b>19,416</b>	27,669
Other prepayments	<b>39,628</b>	12,743
Restricted cash	-	146,859
	<b>₱4,528,250</b>	₱4,433,886

Advances to suppliers are generally applied against future billings within next year.

Other prepayments mainly pertain to employee cost of Sky and advertisements and promotions.

Restricted cash pertains to funds intended for debt repayment and is not available for any disbursement transactions other than its specified purpose (see Note 19).

In 2023, the Group recognized impairment losses on its deferred input VAT and advances to suppliers amounting to ₱252 million and ₱18 million, respectively (see Note 28).

## 17. Other Noncurrent Assets

	2023	2022
Creditable withholding taxes - noncurrent	<b>₱1,877,782</b>	1,804,483
Earned tax credits - net of allowance for impairment of ₱379 million as of December 31, 2023 and 2022	<b>289,659</b>	340,754
Deposits and bonds - net of allowance for impairment of ₱38 million as of December 31, 2023 and 2022	<b>290,993</b>	321,946
Others	<b>40,774</b>	82,088
	<b>₱2,499,208</b>	₱2,549,271

Tax credits represent claims from the government arising from airing of government commercials, advertisements and cablecast services. Pursuant to Presidential Decree No. 1362, these will be collected in the form of tax credits which the Group can use in paying for import duties and taxes on its broadcasting and cable equipment. The tax credits cannot be used to pay for any other tax obligation to the government. The Group expects to utilize these tax credits within the next six years, from 2021 until 2027.

The Group reversed provision for impairment loss related to tax credits amounting to ₱0.3 million upon utilization of tax credits in 2023.



On January 9, 2012, the Department of Finance issued a favorable ruling on the request of the Parent Company to utilize the tax credits in the payment of duties and taxes on the importation of digital terrestrial television boxes which will be subsequently distributed or made available to its customers and end-users.

Deposits and bonds pertain to advance payments which serves as either down payment or earnest money to show the Group's interest (reservation) in acquiring right of use over one's property or services from another property for a certain period of time.

## 18. Trade and Other Payables

	2023	2022
Trade	<b>₱1,912,914</b>	₱1,810,479
Accrued expenses:		
Production costs and other expenses	<b>4,911,750</b>	4,419,062
Salaries and other employee benefits (Note 31)	<b>1,341,018</b>	1,267,738
Taxes	<b>2,040,779</b>	1,795,099
Interest	<b>207,476</b>	213,157
Deposits for future subscription (Notes 4 and 23)	<b>1,287,421</b>	1,287,421
Dividend payable	<b>44,481</b>	44,481
Due to related parties (Note 24)	<b>12,424</b>	34,478
Others	<b>443,851</b>	101,044
	<b>₱12,202,114</b>	₱10,972,959

Trade payables are noninterest-bearing and are normally settled on 30 to 90-day term.

Accrued expenses are normally settled within the next financial year.

Accrued production costs and other expenses represent accruals for various expenses related to the production of programs.

Deposits for future subscription include deposits from Sampaquita (see Note 4) and from eligible SPP participants (see Note 23).

Other current liabilities include statutory liabilities which are payable within the next financial year.

## 19. Interest-bearing Loans and Borrowings

Borrower	2023			2022		
	Current Portion	Noncurrent Portion	Total	Current Portion	Noncurrent Portion	Total
Parent Company	<b>₱12,658,069</b>	₱-	<b>₱12,658,069</b>	₱975,679	₱12,155,820	₱13,131,499
Sky Cable	<b>4,531,721</b>	-	<b>4,531,721</b>	735,453	3,861,365	4,596,818
	<b>₱17,189,790</b>	₱-	<b>₱17,189,790</b>	₱1,711,132	₱16,017,185	₱17,728,317

Unamortized debt issue cost, presented as a deduction from the Group's outstanding loan, amounted to ₱8 million and ₱35 million as at December 31, 2023 and December 31, 2022, respectively.

Amortization of debt issue costs amounted to ₱29 million in 2023, ₱20 million in 2022 and ₱18 million in 2021 (see Note 29).



Parent Company

The details of interest-bearing loans and borrowings of the Parent Company are as follows:

	2023			2022		
	Current Portion	Noncurrent Portion	Total	Current Portion	Noncurrent Portion	Total
Term loans:						
Loan agreements	<b>₱12,658,069</b>	<b>₱-</b>	<b>₱12,658,069</b>	₱975,679	₱12,155,820	₱13,131,499

a. *Loan Agreements*

- (i) On October 29, 2010, the Parent Company signed a syndicated loan for ₱10 billion with Allied Banking Corporation, Allied Savings Bank, Banco de Oro (BDO) Unibank, Inc., BDO Unibank, Inc. - Trust and Investment Group, Bank of the Philippine Islands (BPI), Insular Life Assurance Company Ltd., Philippine National Bank (PNB), PNB Life Insurance, Inc., Security Bank Corporation (Security Bank) (collectively, the “Lenders”), BPI Capital Corporation (the “Lead Arranger”), BDO Capital & Investment Corporation and Security Bank (collectively, the “Arrangers”) and PNB Capital & Investment Corporation and Insular Life Assurance Company Ltd. (collectively the “Co-Arranger”). BPI - Asset Management and Trust Group served as the loan’s facility agent. The loan was used to refinance existing indebtedness and fund working capital requirements.

The loan is unsecured and unsubordinated with interest at 3-month PDST-F plus 0.65% per annum for the floating rate portion and 7-year PDST-F plus 0.65% per annum for the fixed rate portion.

On November 9, 2010, the Parent Company availed the amount of ₱6,906 million from the syndicated loan to prepay existing debt facilities, namely, the Senior Credit Agreement (SCA) facility, the BDO facility, the ₱800 million Syndicated Loan facility and the Combined facility agreements.

On January 30, 2014 and October 30, 2014, the BOD approved the refinancing of the fixed rate portions of the syndicated loan, which amounted to ₱4,850 million in principal. Thereafter, on February 28, 2014 and November 10, 2014, the Group entered into loan agreements with local banks for principal amounts of ₱1,650 million and ₱3,200 million, respectively. The loans are intended to refinance existing indebtedness and to fund working capital requirements.

The ₱1,650 million loan, which was availed from Security Bank, bears interest of 4.25% per annum and a term of four years. The ₱3,200 million loan, which was secured from BPI, bears interest of 3.88% per annum and a term of three years. Transaction cost incurred in availing the 2014 loans amounted to ₱105 million.

On February 9, 2016, the Parent Company entered into a loan agreement with Unionbank of the Philippines for a principal amount of ₱4,750 million. The loan, which refinanced the remaining portion of the syndicated loan, bears interest of 5.00% payable semi-annually with a term of ten years. Transaction cost incurred in availing the loan amounted to ₱24 million.

On May 13, 2016, the Parent Company entered into a loan agreement with BPI to refinance the ₱3,200 million loan availed from BPI in 2014. The loan bears interest of 5.00% payable quarterly with a term of ten years. Transaction cost incurred in availing the loan amounted to ₱16 million.



On April 26, 2017, the Parent Company entered into a loan with Unionbank of the Philippines for a principal amount of ₱1,600 million for a term of 10 years. The loan, which was used to finance the settlement of the ₱1,650 million loan from Security Bank, bears interest of 4.25% per annum for first year, and 5.15% per annum for succeeding years until maturity. Transaction costs incurred in availing the loan amounted to ₱8 million.

- (ii) On March 7, 2014, the Group secured a ₱1 billion loan from Philippine American Life and General Insurance Company to partially finance its capital expenditure requirements and general working capital requirements. The loan has a term of ten years and a fixed rate of 5.40% per annum. Transaction cost incurred in availing the loan amounted to ₱5 million. This was prepaid in November 2019 resulting to a loss of ₱2.5 million.
- (iii) On March 1, 2018, the Parent Company entered into a loan with BPI for a principal amount of ₱6 billion to refinance maturing debt and general working capital requirements. The loan bears interest of 5.75% payable quarterly with a term of seven years.
- (iv) On May 21, 2019, the Parent Company entered into a loan with Unionbank for a principal amount of ₱5 billion to partially finance its capital expenditures and general working capital requirements. The loan has a term of ten years and a fixed rate of 6.74% per annum, payable quarterly.
- (v) On various dates in 2020, the Parent Company prepaid portions of its principal with BPI and Unionbank amounting to ₱1.8 billion and ₱2.2 billion, respectively.
- (vi) On various dates in 2021, the Parent Company prepaid portions of its principal with BPI and Unionbank amounting to ₱93.8 million and ₱114.4 million, respectively.
- (vii) On various dates in 2022, the Parent Company prepaid portions of its principal with BPI and Unionbank amounting to ₱1.0 billion and ₱1.3 billion, respectively.
- (viii) On various dates in 2023, the Parent Company prepaid portions of its principal with BPI and Unionbank amounting to ₱117.8 million and ₱145.9 million, respectively.

Based on the Group's assessment, the modifications in the contractual cash flows as a result of the actual and expected prepayments of its principal are not substantial. The difference of the net present value of the revised cash flows and the carrying amount of the original loan is recognized in statement of income amounting to ₱5.1 million in 2022 and ₱23.1 million in 2021 (nil in 2023).

The loan agreements contain provisions regarding the maintenance of certain financial ratios and limiting, among others, the payment of dividends, making investments, the issuing or selling of the Group's capital stock or some of its subsidiaries, the selling or exchange of assets, the creation of liens and the effecting of mergers.

Part of the Parent Company's existing loan covenant with its creditors require it to possess a valid government license/franchise to operate certain businesses. The non-renewal of the franchise therefore had an adverse impact on the Parent Company's ability to comply with this loan provision (the "Franchise Expiration Default"). To address this, the Group entered into an agreement with its existing lenders in 2020 (the "Omnibus Security and Intercreditor Agreement") to provide for the creation of a mortgage and security interest over certain assets of the Group, the opening and maintenance of Debt Service Reserve Account, pre-payment of the ₱4.0 billion of its loans, and an amendment of existing loan agreements. The lenders agree that,



upon satisfaction of the necessary conditions under the Omnibus Security and Intercreditor Agreement (the “Standstill Effective Date”) and during the effectivity period (the “Standstill Period”) of the standstill as specified in the Omnibus Security and Intercreditor Agreement, it shall not declare an event of default to the extent that it relates to the Franchise Expiration Default. The Standstill Period shall be from the Standstill Effective until the Long Stop Date (June 30, 2023). On May 31, 2021, all the conditions specified under the Omnibus Security and Intercreditor Agreement were satisfied and accordingly, the Standstill Effective Date Notice was executed by all parties. The Omnibus Security and Intercreditor Agreement provides for a certain condition to be met prior to the Long Stop Date. Non-occurrence of such condition as of the Long Stop Date shall cause the Standstill effectivity to cease and from and as of such date the lenders shall have the right to declare an event of default and exercise all or any of their rights and remedies as provided under the Omnibus Security and Intercreditor Agreement, including the enforcement of the security interest created under the Omnibus Security and Intercreditor Agreement. The Parent Company obtained an extension on the Long Stop Date until December 31, 2023.

As of April 11, 2024, the Parent Company’s discussions with the banks on the further extension of the Long Stop Date until June 30, 2024 is still ongoing. Accordingly, the Parent Company’s loans were classified as current as of December 31, 2023. Despite the current classification of the Parent Company’s loans, the Parent Company continues to service its loan obligations with its creditor banks according to the original schedule. Ongoing discussions with its lenders include, but not limited to, the waiver of financial ratios for 2024 and the long-stop date, and possible options for the early settlement of the loan through sale of certain assets.

As of December 31, 2021, the Parent Company received waivers from its creditor banks waiving the compliance with the relevant financial ratios for each of the quarters for the year ended December 31, 2021 and extends to each of the quarters in the year ended December 31, 2022. As a result of the receipt of these waivers as of December 31, 2021 for which the effect extends as of December 31, 2022 and for all quarters for the year then ended, the portion of the loans payable of the Parent Company which are payable in 2024 onwards continue to be presented as non-current liabilities.

In 2023, the Parent Company obtained waivers from its creditor banks on various dates waiving the compliance with the relevant financial ratios for all quarters in 2023. In November 2023, the Parent Company received waivers from its creditor banks waiving the compliance with the relevant financial ratios for the last quarter of 2023.

The Omnibus Security and Intercreditor Agreement amended certain provisions of the loan agreements, which include, among others, the provision of collateral for the Parent Company’s loans and changes in the affirmative and negative covenants in relation to sale of assets. The aggregate appraised value of the assets pledged as collateral amounted to ₱17,740 million. The disclosure on the assets pledged as collateral are in Notes 10, 11 and 32. It also required maintaining Debt Reserve Service account for debt repayment amounting to ₱146.9 million as of December 31, 2022. As of December 31, 2023, the Parent Company does not have maintaining debt reserve account balance for debt repayment by virtue of the waivers obtained from creditor banks for this requirement (Note 18).

The Parent Company and its creditors agreed to authorize the sale of portions of the mortgaged assets, the proceeds of which were used to prepay the loan and a portion of annual debt service. Total proceeds obtained from the sale of these assets from 2021 to 2023 resulted in the decrease in outstanding loan by ₱2.8 billion.



The Parent Company recognized interest expense amounting to ₱734 million in 2023, ₱827 million in 2022 and ₱917 in 2021.

Breakdown of the Parent Company's term loans as at December 31, 2023 and December 31, 2022 follows:

	2023	2022
Principal	<b>₱12,658,069</b>	₱13,155,750
Less unamortized transaction costs	-	24,251
	<b>12,658,069</b>	13,131,499
Less current portion	<b>12,658,069</b>	975,679
Noncurrent portion	<b>₱-</b>	<b>₱12,155,820</b>

Debt issue costs as at December 31, 2023 and December 31, 2022 are amortized over the term of the loans using the effective interest method as follows:

	2023	2022
Within one year	<b>₱-</b>	₱10,256
More than 1 year but less than 2 years	-	9,689
More than 2 years	-	4,306
	<b>₱-</b>	<b>₱24,251</b>

Amortization of debt issue costs amounted to ₱24 million in 2023, ₱16 million in 2022 and ₱12 million in 2021 (see Note 29).

Repayments of loans based on nominal values are scheduled as of December 31 follows:

	2023	2022
Within one year	<b>₱201,921</b>	₱985,935
More than 1 year but less than 2 years	<b>5,674,214</b>	581,032
More than 2 years	<b>6,781,934</b>	11,588,783
	<b>₱12,658,069</b>	<b>₱13,155,750</b>

#### Sky Cable

The details of interest-bearing loans and borrowings of the Sky Cable are as follows:

	2023			2022		
	Current Portion	Noncurrent Portion	Total	Current Portion	Noncurrent Portion	Total
Term loans:						
Unsubordinated loan	<b>₱4,531,721</b>	<b>₱-</b>	<b>₱4,531,721</b>	₱735,453	₱3,861,365	₱4,596,818
	<b>₱4,531,721</b>	<b>₱-</b>	<b>₱4,531,721</b>	₱735,453	₱3,861,365	₱4,596,818

#### a. *Unsubordinated Loan*

On October 17, 2013, Sky Cable executed an unsecured and unsubordinated loan agreement with BPI and Security Bank for ₱1,800 million with interest at 7-year PDST-F plus 1% per annum subject to a floor rate of 5.40% and Robinsons Bank for ₱200 million with interest at 10-year PDST-F plus 0.9% per annum subject to a floor rate of 5.40%. The proceeds were used to repay the existing short-term loan of Sky Cable with BPI amounting to ₱1,850 million. The remaining ₱150 million was allocated for working capital purposes.



On January 16, 2017, Sky Cable executed a loan agreement with BPI for ₱873 million for a term of 7 years, with interest rate of 5.40% per annum for the first 4 years from the issue date and the higher between the PDST-F plus 1.25% and 5.0% floor rate per annum until the date of maturity. The proceeds were used to refinance the existing loan of Sky Cable with BPI amounting to ₱900 million.

On February 1, 2017, Sky Cable executed a loan agreement with Security Bank for ₱873 million for a term of 7 years, with a fixed interest rate of 5.40% per annum until maturity date. The proceeds were used to refinance the existing loan of Sky Cable with Security Bank amounting to ₱900 million.

On January 15, 2018, Sky Cable executed a loan agreement with BDO for ₱2 billion for a term of 10 years, with a fixed interest rate of 5.80% per annum until the first interest rate repricing date, 5.80% per annum until the second interest rate repricing date, and interest rate based on the prevailing PDST-R2 or a fixed interest rate until date of maturity, that will be mutually agreed upon by Sky Cable and BDO. The proceeds will be used to finance Sky Cable's capital expenditures.

On January 15, 2018, Sky Cable executed another loan agreement with BDO, for the purpose of refinancing PCC's outstanding loan obligation, amounting to ₱762 million for a term of 7 years, with an interest rate of higher of the sum of the prevailing 3-month PDST-R2 rate and the prevailing BSP Term Deposit Facility Rate until the first interest rate repricing date, and the higher of the sum of the prevailing 3-month PDST-R2 rate and the prevailing BSP Term Deposit Facility Rate divided by 0.95 until maturity date.

Sky Cable recognized interest expense amounting to ₱402 million in 2023, ₱226 million in 2022 and ₱297 million in 2021.

b. *Advances from STT*

On December 23, 2021, STT granted Sky Cable a USD 4.0million loan with an interest of 3.50% payable in 2 years. Debt issue costs incurred from this transaction amounted to ₱1.5 million was deferred and will be amortized until 2023 using the effective interest method. Total interest expense recognized from advances from STT, including amortization of debt issue cost, amounted to ₱23 million in 2023, ₱14 million in 2022 and ₱1 million in 2021.

As at December 31, 2023, Sky Cable's bank loans are classified as current due to non-compliance with certain financial covenants as required by its creditors in the loan agreements. Sky Cable is in discussions with its creditors to address the effect of the non-compliance. Sky Cable is continually servicing the current bank debts by paying interest and partial principal repayment based on the amortization schedule. Thus, part of the organizational strategy for its debt is to extend term prior to the maturity dates which recently have extensions for the following banks: Robinsons Bank with 1 year extension until October 2024, BPI with 6 months extension until July 9, 2024 and SBC, with 88 days extension until May 3, 2024."

Unamortized debt issue costs, presented as a deduction from the unsubordinated loan, amounted to ₱8 million and ₱11 million as at December 31, 2023 and December 31, 2022, respectively. Using the effective interest method, unamortized debt issue costs as at December 31, 2023 and 2022 to be amortized are presented in the next page.



Within one year	<b>₱4,011</b>	₱4,176
More than 1 year but less than 2 years	<b>1,623</b>	2,887
More than 2 years	<b>1,930</b>	3,552
	<b>₱7,564</b>	₱10,615

Amortization of debt issue costs amounted to ₱5 million in 2023, ₱4 million in 2022, and ₱5 million in 2021 (see Note 29).

Based on nominal values, the schedule of debt repayments of the unsubordinated loans is as follows:

	<b>2023</b>	2022
Within one year	<b>₱2,088,720</b>	₱469,628
More than 1 year but less than 2 years	<b>1,150,565</b>	1,687,240
More than 2 years	<b>1,300,001</b>	2,450,565
	<b>₱4,539,286</b>	₱4,607,433

## 20. Obligations for Program Rights

This account represents liabilities to foreign and local film suppliers for program rights purchased by the Group. The liabilities are noninterest-bearing and are payable in equal monthly, quarterly or semiannual installments over a period of one to four years. The amounts presented in the consolidated statements of financial position represent the face amounts of the obligations.

The schedule of repayments as at December 31 is as follows:

	<b>2023</b>	2022
Within one year	<b>₱73,647</b>	₱119,168
More than 1 year	–	45,053
	<b>₱73,647</b>	₱164,221

## 21. Convertible Note

On February 14, 2011, ABS-CBN, Lopez, Inc, Lopez Holdings, Sky Vision, Sky Cable, STT Communications Ltd. (STTC) and Sampaquita, entered into a Subscription and Purchase Agreement (SPA) wherein Sampaquita agreed to purchase PDRs from ABS-CBN and Lopez Holdings and to subscribe to originally issued PDRs from Sky Vision and convertible note to be issued by Sky Cable.

On March 30, 2011, ABS-CBN completed the sale of 143,107,174 PDRs with underlying Sky Cable shares to Sampaquita for ₱1,816 million. Simultaneously, Sampaquita completed the subscription of originally issued 149,711,934 PDRs with underlying Sky Cable shares from Sky Vision for ₱1,450 million and Sky Cable convertible note for ₱250 million.

On May 12, 2011, Sky Cable, as provided in the SPA dated February 14, 2011, completed the issuance of the ₱250 million note to Sampaquita convertible into 25,812,403 shares of Sky Cable at the option of Sampaquita any time from issue date to maturity date, which is 10 years from date of issuance.

The convertible note bears 0% interest rate for the first three years, subject to adjustment every three years upon mutual agreement of the parties, provided that the interest rate shall not exceed 10% per annum. The interest rate shall be agreed upon by Sky Cable and Sampaquita at least 30 days prior to





the commencement of each 3-year period. If no such agreement is reached, the interest rate for the succeeding period shall be the same as the interest rate for the preceding 3-year period. Such interest shall accrue from and including the first day of such interest period but not including the last day of such interest period. In 2017, Sampaquita and Sky Cable agreed to retain the interest rate at 0% for the next three-year period.

The convertible note was accounted for under split accounting. The equity component of the convertible note amounting to ₱27 million (net of transaction costs of ₱2 million and tax of ₱12 million) was recognized as part of noncontrolling interests in the consolidated financial statements. The liability component is presented separately as “Convertible note” in the consolidated statements of financial position.

The carrying value of the convertible note amounted to ₱203 million and ₱188 million as at December 31, 2023 and December 31, 2022, respectively.

Accretion of the convertible note recognized as part of interest expense in the consolidated statements of income amounted to ₱15 million in 2023, ₱15 million in 2022 and ₱11 million in 2021 (see Note 29).

## 22. Other Noncurrent Liabilities

	2023	2022
Contract liabilities	₱222,465	₱257,236
Others	8,289	21,494
	<b>₱230,754</b>	<b>₱278,730</b>

Contract liabilities represent customer deposits on set-top boxes and modems upon subscription and are refunded to the customers upon termination of service and deferred revenue from digital.

## 23. Equity

### Capital Stock

Details of authorized and issued capital stock as at December 31, 2023 and 2022 are as follows:

2023	Number of Shares	Amount
	<i>(Amounts in Thousands, Except Number of Shares)</i>	
Authorized -		
Common shares - ₱1.0 par value	1,300,000,000	₱1,300,000
Preferred shares - ₱0.2 par value	1,000,000,000	200,000
Issued -		
Common shares	899,848,111	₱899,848
Preferred shares	1,000,000,000	200,000

2022



	Number of Shares	Amount
<i>(Amounts in Thousands, Except Number of Shares)</i>		
Authorized -		
Common shares - ₱1.0 par value	1,300,000,000	₱1,300,000
Preferred shares - ₱0.2 par value	1,000,000,000	200,000
Issued -		
Common shares	899,806,671	₱899,807
Preferred shares	1,000,000,000	200,000

Below is the Parent Company's track record of the registration of securities:

Date of SEC Order Rendered Effective or Permit to Sell	Event	Authorized Capital Stock	Issued Shares	Issue Price
	Registered and Listed Shares (Original Shares)	₱200,000	111,327,200	₱1.00
March 31, 1992	Initial Public Offering (Primary)	200,000	12,428,378	15.00
	Secondary *	200,000	18,510,517	15.00
	ESOP*	200,000	1,403,500	15.00
June 16, 1993	40% stock dividends	200,000	49,502,074	1.00
August 18, 1994	50% stock dividends	500,000	86,620,368	1.00
July 25, 1995	100% stock dividends	1,500,000	259,861,104	1.00
July 2, 1996	50% stock dividends	1,500,000	259,861,104	1.00
January 7, 2014	Issuance	1,500,000	57,836,900	43.125
January 7, 2014	Issuance	1,500,000	34,702,140	43.225

\*Included in the 111,327,200 shares existing at the time of the IPO

The Parent Company's total number of common stockholders is 5,191 and 5,330 as at December 31, 2023 and December 31, 2022, respectively.

*Preferred Shares.* The account consists of 1 billion cumulative, voting, non-participating, redeemable and nonconvertible preferred shares with a par value of ₱0.20 per share. No preferred dividends were distributed since 2020. Preferred cumulative dividends amounted to ₱16 million and ₱12 million as of December 31, 2023 and 2022, respectively.

The Parent Company's total number of preferred shareholders is 197 as at December 31, 2023 and 2022.

#### Share-based Payment Transactions

*Lopez Holdings (LPZ) ESPP.* Lopez Holdings, a commonly controlled entity, has an Employee Stock Purchase Plan (LPZ ESPP) that was approved by its BOD and stockholders on February 28, 2011. The terms of LPZ ESPP, include among others, a limit as to the number of shares a qualified regular employee, officer or qualified director of Lopez Holdings and Lopez, Inc. or a qualified officer of Lopez Holdings' subsidiaries and associates, may purchase and the manner of payment based on equal semi-monthly installments over a period of two years through salary deductions. The stock options vest after two years from the grant date. All qualified participants are given until 10 years from grant date to exercise the stock options.



The primary terms of the grant are as follows:

Grant date	May 2011
Number of options granted allocable to the Group	21,974,257
Offer price per share	₱4.573
Option value per share	₱1.65

The fair value of equity-settled share options granted is estimated as at the date of grant using the Black-Scholes Option Model, taking into account the terms and conditions upon which the options were granted. The following table lists the inputs to the model used for the option grants:

Expected volatility	42.6%
Weighted average share price	₱4.573
Risk-free interest rate	4.3%
Expected life of option	5 years
Dividend yield	2.5%

The expected volatility reflects the assumption that the historical volatility is indicative of future trends, which likewise, may not necessarily be the actual outcome. The expected life of the options is based on historical data and is not necessarily indicative of exercise patterns that may occur. No other features of options grant were incorporated into the measurement of the fair value of the options.

As at December 31, 2023 and 2022, total number of options exercisable under ESPP is nil.

On December 18, 2020, the Board of Directors approved the ABS-CBN Stock Purchase Plans and Stock Grant Plans. The ABS-CBN Stock Purchase Plan 1 (SPP1) was given to employees who agreed to a pay reduction from September 2020 until February 2021. The ABS-CBN Stock Purchase Plan 2 (SPP2) was given to employees who agreed to a pay reduction from March to December 2021. The subscription price is based on the 45-day preceding volume weighted average price as of May 31, 2021. The ABS-CBN Stock Grant Plans were given to employees who were promoted anytime between September 2020 to December 2021 and who did not receive any salary adjustment for the period. The stockholders unanimously approved the Employee Stock Purchase Plan and Executive Stock Purchase Plan on February 2, 2021, and the Securities and Exchange Commission (SEC) resolved that the issuance of said shares is exempt from the registration requirement, under Section 10.2 of the Securities and Regulation Code, on December 9, 2021. The Philippine Stock Exchange approved the listing 19,150,319 shares for the SPP1 & SPP2 on August 25, 2022, and 8,534,000 shares for Stock Grant on October 6, 2022.

The Group has remaining share-based payment amounting to ₱0.02 million and ₱0.3 million as of December 31, 2023 and 2022, respectively.

*ABS-CBN Stock Purchase Plan and Executive Stock Purchase Plan (SPP).* From January 22, 2018 to February 9, 2018, the Parent Company offered to eligible participants its SPP Program where employees may subscribe to the Parent Company's shares up to a maximum of 5% of total authorized shares.

Participants eligible in the SPP are non-managers, managers and up, board members and selected artists with at least one year of tenure. Non-managers may subscribe up to a maximum of 2,000 shares per participant while managers and artists may subscribe up to a maximum of shares equivalent to 2.5 months of their monthly salary or income. Members of the BOD may subscribe up to 100,000 shares. The subscription price for the first 2,000 shares will be at a 15% discount on the



closing price as at the offer date or 45-day weighted closing prices, whichever is lower. There will be no discount on the subscription price for the shares subscribed in excess of 2,000 shares. The subscription price will be paid in five years (see Note 18).

On February 28, 2018, the Group accepted the total SPP subscription from participants of 11,391,500 common shares. The plan ended on Feb 28, 2023. The total withdrawn shares up to February 28, 2023 is 11,292,623 common shares which reverted to the Company as part of its unissued common shares. A total of 41,440 shares were fully paid and are currently being listed with the Philippine Stock Exchange for further distribution to the participants.

The primary terms of the grant are as follows:

Grant date	February 28, 2018
Number of options granted	11,391,500
Offer price per share	₱29.50
Option value per share	₱2.22

The fair value of equity-settled share options granted is estimated as at the date of grant using the Black-Scholes Option Model, taking into account the terms and conditions upon which the options were granted. The following table lists the inputs to the model used for the option grants:

Expected volatility	22.38%
Weighted average share price	₱29.50
Risk-free interest rate	4.71%
Expected life of option	5 years
Dividend yield	1.89%

The expected volatility reflects the assumption that the historical volatility is indicative of future trends, which likewise, may not necessarily be the actual outcome. The expected life of the options is based on historical data and is not necessarily indicative of exercise patterns that may occur. No other features of options grant were incorporated into the measurement of the fair value of the options.

As at December 31, 2023 and December 31, 2022, there are no exercisable shares under SPP.

The SPP does not have a dilutive effect because the average market price of the common shares during the period is less than the exercise price under the option.

#### Retained Earnings

Unappropriated retained earnings available for dividend distribution is adjusted to exclude the Parent Company's accumulated equity in net earnings (losses) of subsidiaries, associates and joint ventures amounting to ₱872 million and ₱888 million as at December 31, 2023 and December 31, 2022, respectively.

Further, the Parent Company's loan agreement with its creditors limits the declaration of dividends up to 50% of the net income after tax for the immediately preceding financial year. This limitation has been in effect since 2004.

On February 27, 2013, the Group's BOD approved the appropriation of retained earnings of ₱16,200 million, including the specific projects and timeline. The appropriated retained earnings is set aside for capital expenditures particularly for the purchase of Parent Company's property and equipment needed for business operations and expansion over a period of five years. On



May 27, 2021, the Group's BOD approved the release from appropriation, retained earnings of ₱16,200 million set aside for capital expenditures.

Treasury Shares and PDRs Convertible to Common Shares

Details of treasury shares and PDRs convertible to common shares held by the Parent Company as at December 31, 2023 and 2022 are as follows:

	Number of Shares			Amount
	Treasury Shares	PDRs Convertible to Common Shares	Total	
Balance at beginning and end of year	–	16,321,266	16,321,266	₱544,168

PDRs convertible to common shares represents ABS-CBN Holdings PDRs held by the Parent Company, which are convertible into ABS-CBN shares. Each PDR grants the holders, upon payment of the exercise price and subject to certain other conditions, the delivery of one ABS-CBN share or the sale of and delivery of the proceeds of such sale of one ABS-CBN share. The ABS-CBN shares are still subject to ownership restrictions on shares of corporations engaged in mass media and ABS-CBN may reject the transfer of shares to persons other than Philippine nationals. The PDRs were listed in the PSE on October 7, 1999 and may be exercised at any time from said date. Any cash dividends or other cash distributions in respect of the underlying ABS-CBN shares shall be applied by ABS-CBN Holdings, issuer of PDRs, towards payment of operating expenses and any amounts remaining shall be distributed pro-rata among outstanding PDR holders.

On January 20, 2022, the Board approved the sale of its treasury shares and PDRs held by ABS-CBN, to interested qualified institutional buyers. On January 21, 2022, a block sale of 21,322,561 ABS-CBN common shares and 11,507,379 PDRs was completed at a price of ₱15.23 for each common share and for each PDR. The purchaser for the common shares and PDRs was the Parent Company's principal shareholder, Lopez, Inc. at a total purchase price of ₱500 million.

---

**24. Related Party Transactions**

Parties are considered to be related if one party has the ability, directly or indirectly, to control the other party or exercise significant influence over the other party in making financial and operating decisions. Parties are also considered to be related if they are subject to common control.

The Group's BOD has the overall responsibility in ensuring that transactions with related parties are handled in a sound and prudent manner, with integrity and in compliance with applicable laws and regulations. The BOD approves material related party transactions prior to entering into said transactions should it be determined that all related party transactions within the 12-month period meet the aggregate threshold for material related party transactions which is 10% of the Group's total assets based on its latest audited financial statements. Related party transactions that involves exclusive contracts regardless of amounts or provided by a related party servicing 30% or more of its business with the Group shall be reviewed and approved by a board-level Risk Management Committee.



Transactions with Related Parties

In addition to the related party transactions discussed in Note 4, significant transactions of the Group with its associates, joint ventures and related parties are presented below:

	Nature	Years Ended December 31		
		2023	2022	2021
<b>Entities under Common Control</b>				
Proceeds of the Parent Company from sale of asset to Rockwell Land Corp.	Sale of land	<b>₱733,251</b>	₱786,186	₱-
Proceeds of the Parent Company from sale of asset to Lopez Holdings, Inc.	Sale of land	<b>367,857</b>	-	-
Expenses paid by the Group to Goldlink Securities and Investigative Services, Inc. (Goldlink) and other related parties	Service fees and utilities expenses	<b>89,582</b>	226,709	81,678
Expenses and charges paid for by the Parent Company which are reimbursed by the concerned related parties	Rent and utilities	<b>84,059</b>	10,120	13,260
Revenue of subsidiaries from other related parties	Service fees	<b>4,962</b>	11,605	10,310

The receivables from related parties, presented under “Trade and other receivables” account and payables to related parties, presented under “Trade and other payables” account in the consolidated statements of financial position, are as follows:

	Relationship*	Terms	Conditions	2023	2022
<b>Due from</b> (see Note 7)					
ALA Sports	Joint Venture	30 days upon receipt of billings; noninterest-bearing	Unsecured, with allowance of impairment of ₱55 million in 2023 and 2022	<b>₱78,274</b>	₱78,042
Iloilo-Negros Air Express Company (INAEC)	Affiliate under common control	30 days upon receipt of billings; noninterest-bearing	Unsecured, no impairment	<b>26,282</b>	50,255
Rockwell Land Corporation (Rockwell Land)	Affiliate under common control	Payable in tranches based on the agreement; noninterest-bearing	Unsecured, no impairment	<b>25,236</b>	107,159
A C J O	Joint Venture	30 days upon receipt of billings; noninterest-bearing	Unsecured, with allowance of impairment of ₱10.0 million in 2023 and 2022	<b>14,584</b>	15,676
Lopez Holdings	Affiliate	30 days upon receipt of billings; noninterest-bearing	Unsecured	<b>9,285</b>	-
First Philippine Holdings Corporation (FPHC)	Affiliate	30 days upon receipt of billings; noninterest-bearing	Unsecured, no impairment	<b>4,667</b>	6,181

(Forward)



	Relationship*	Terms	Conditions	2023	2022
Knowledge Channel Foundation, Inc.	Affiliate under common control	30 days upon receipt of billings; noninterest-bearing	Unsecured, no impairment	<b>₱3,031</b>	₱2,986
Daum Kakao	Joint venture	30 days upon receipt of billings; noninterest-bearing	Unsecured, net of allowance of impairment of ₱0.3 million in 2023 and 2022	<b>1,555</b>	1,555
Lopez, Inc.	Parent	30 days upon receipt of billings; noninterest-bearing	Unsecured, no impairment	<b>1,086</b>	4,575
Goldlink	Affiliate under common control	30 days upon receipt of billings; noninterest-bearing	Unsecured, no impairment	<b>1,056</b>	2,626
ABS-CBN Holdings Corporation	Stockholder	30 days upon receipt of billings; noninterest-bearing	Unsecured, no impairment	<b>24</b>	19
First Gas Power Corp.	Affiliate under common control	30 days upon receipt of billings; noninterest-bearing	Unsecured, no impairment	–	1,540
Others	Affiliates under common control	30 days upon receipt; noninterest-bearing	Unsecured, no impairment	<b>382</b>	32,923
<b>Total</b>				<b>₱165,462</b>	<b>₱303,537</b>

\*Affiliate pertains to various entities under common control of Lopez, Inc., ultimate parent company

	Relationship*	Terms	Conditions	2023	2022
<b>Due to</b> (see Note 18)					
ABS-CBN Bayan Foundation.	Affiliate	30 days upon receipt of billings; noninterest-bearing	Unsecured	<b>₱5,019</b>	₱5,002
4 <sup>th</sup> Dimension Multi-purpose Cooperative	Affiliate	30 days upon receipt of billings; noninterest-bearing	Unsecured	<b>3,190</b>	1,000
Lopez Holdings	Affiliate	30 days upon receipt of billings; noninterest-bearing	Unsecured	–	12,786
Others	Affiliates	30 days upon receipt of billings; noninterest-bearing	Unsecured	<b>4,215</b>	15,690
<b>Total</b>				<b>₱12,424</b>	<b>₱34,478</b>

\*Affiliate pertains to various entities under common control of Lopez, Inc., ultimate parent company

- a. The Parent Company owns the program rights being aired in UHF Channel 23 of Amcara. Prior to the issuance of cease and desist order of NTC, the Parent Company had an existing blocktime agreement with Amcara for its provincial operations.
- b. In 2022, Rockwell Land agreed to purchase land properties of the Group with the following payment terms and conditions:
  1. 10% of the purchase price upon execution and notarization of the contract to sell.
  2. 80% of the purchase price upon execution of the Deed of Absolute Sale.
  3. 10% of the purchase price within 7 business days from receipt by Rockwell Land of the electronic Certificate Authorizing Registration issued by the Bureau of Internal Revenue.

In 2023 and 2022, sale of land amounting to ₱733 million and ₱786 million were completed, which resulted to a gain on sale of ₱232 million and ₱246 million, respectively.

As of December 31, 2023 an advance payment of ₱159 million was made by Rockwell Land Corporation to the Group. This transaction is expected to be completed in 2024.



- c. In 2023, the Parent Company sold a certain land to Lopez Holdings Corporation for a total proceeds and gain on sale of ₱368 million.
- d. In 2023, the Parent Company agreed to sell its transportation equipment to INAEC Aviation Corporation. The sale is expected to be completed in 2024. The transportation equipment was reclassified to non-current assets held for sale as of December 31, 2023 (see Note 32).
- e. Other transactions with related parties include cash advances for working capital requirements.

The Group's Board of Directors reviews and approves material transactions with related parties, ensuring that these transactions are in the best interest of the Corporation, after considering all the relevant facts and circumstances available.

Terms and Conditions of Transactions with Related Parties

Except for transactions identified in the previous section as interest-bearing, outstanding balances as at financial reporting date are generally unsecured, interest-free and settlement occurs in cash, and are collectible or payable on demand. For the year ended December 31, 2022, the Group recorded provision for ECL amounting to ₱65 million (nil for the year ended December 31, 2023) [see Note 28]. This assessment is undertaken each financial year by examining the financial position of the related party and the market in which the related party operates.

Compensation of Key Management Personnel of the Group

	<b>Years Ended December 31</b>		
	<b>2023</b>	2022	2021
Compensation (see Notes 26, 27 and 28)	<b>₱1,013,873</b>	₱1,185,723	₱991,597
Vacation leaves and sick leaves	<b>188,581</b>	181,232	29,665
Pension benefits (see Note 31)	<b>44,140</b>	50,790	42,407
Termination benefits	<b>40,807</b>	31,373	201,495
Share-based payment	-	171,995	-
	<b>₱1,287,401</b>	₱1,621,113	₱1,265,164





## 25. Revenues

Set out below is the disaggregation of the Group's revenues:

	<b>Years Ended December 31</b>		
	<b>2023</b>	2022	2021
Subscription revenue	<b>₱9,277,119</b>	₱9,855,856	₱10,485,651
Advertising revenue	<b>6,663,023</b>	5,750,686	5,292,997
Ancillary rights and other revenues	<b>1,988,895</b>	1,850,958	1,432,983
Income from film exhibition	<b>220,315</b>	137,177	71,066
Royalty income	<b>131,897</b>	85,185	58,707
Service fee revenue	<b>81,473</b>	62,769	36,001
Sponsorship revenue	<b>66,956</b>	77,709	23,721
Sale of goods	<b>31,650</b>	45,137	2,984
Installation service revenue	<b>19,178</b>	235,294	3,324
Admission revenue / ticket sales	-	-	383
Total revenue from contracts			
with customers	<b>18,480,506</b>	18,100,771	17,407,817
Channel lease and other rental income	<b>30,278</b>	451,634	417,387
<b>Total revenues</b>	<b>₱18,510,784</b>	₱18,552,405	₱17,825,204

## 26. Production Costs

	<b>Years Ended December 31</b>		
	<b>2023</b>	2022	2021
Personnel expenses and talent fees (Notes 24 and 31)	<b>₱3,447,070</b>	₱3,455,750	₱3,005,110
Facilities-related expenses (Notes 24 and 33)	<b>1,328,399</b>	1,120,666	889,107
Amortization of program rights (Note 13)	<b>409,687</b>	562,631	786,422
Depreciation and amortization (Note 10)	<b>409,156</b>	548,918	694,998
Set requirements	<b>326,181</b>	332,658	221,689
Travel and transportation	<b>236,411</b>	298,522	282,064
Catering and food expenses	<b>119,085</b>	138,192	116,847
License and royalty	<b>13,980</b>	92,610	33,458
Other program expenses	<b>1,122,074</b>	737,056	1,122,947
	<b>₱7,412,043</b>	₱7,287,003	₱7,152,642

Personnel expenses include talent fees, salaries and other employee benefits.

Other program expenses consist of production expenses including, but not limited to, prizes and other expenses related to the promotional activities of various projects during the year.



27. Cost of Sales and Services

	<b>Years Ended December 31</b>		
	<b>2023</b>	2022	2021
Facilities-related expenses (Notes 24 and 33)	<b>₱2,209,168</b>	₱2,730,102	₱2,406,094
Depreciation and amortization (Note 10)	<b>1,843,674</b>	1,937,891	2,043,450
Personnel expenses (Notes 24 and 31)	<b>1,335,715</b>	1,478,515	1,458,953
Bandwidth costs	<b>646,760</b>	745,325	650,423
Amortization of program rights (Note 13)	<b>375,738</b>	164,315	101,829
Programming costs	<b>338,046</b>	423,438	673,848
Transportation and travel	<b>111,355</b>	162,523	45,397
Stationery and office supplies	<b>78,765</b>	61,789	64,118
Taxes and licenses	<b>76,681</b>	68,862	73,776
License fees and royalties	<b>34,432</b>	36,709	34,908
Set requirements	<b>16,920</b>	8,385	11,660
Catering and food expenses	<b>12,743</b>	14,924	3,761
Amortization of other intangible assets (see Note 13)	<b>4,341</b>	4,362	45,883
Freight and delivery	<b>1,814</b>	4,215	4,106
Inventory costs (Note 8)	<b>398</b>	942	5,428
Amortization of deferred charges	-	-	19
Others	<b>245,694</b>	323,132	266,645
	<b>₱7,332,244</b>	₱8,165,429	₱7,890,298

Personnel expenses include salaries, bonuses, retirement and separation pay and other employee benefits.

Amortization of movie in-process and filmed entertainment are recorded as part of “Cost of services” under each applicable expense account.

Cost of sales consists of the following:

	<b>Years Ended December 31</b>		
	<b>2023</b>	2022	2021
Inventory costs (Note 8)	<b>₱97,542</b>	₱99,802	₱17,884
Others	<b>13,170</b>	14,621	22,662
	<b>₱110,712</b>	₱114,423	₱40,546



## 28. General and Administrative Expenses

	Years Ended December 31		
	2023	2022	2021
Personnel expenses (Notes 23, 24 and 31)	<b>₱3,458,100</b>	₱3,854,726	₱3,439,490
Contracted services	<b>858,455</b>	720,515	703,040
Depreciation and amortization (Notes 10 and 12)	<b>537,865</b>	634,686	687,006
Facilities-related expenses (Notes 24 and 33)	<b>513,802</b>	588,130	514,528
Provision for ECL (Note 7)	<b>487,022</b>	428,495	159,400
Taxes and licenses	<b>405,160</b>	481,739	448,948
Transportation and travel	<b>211,757</b>	326,811	229,754
Amortization of other intangible assets (Note 13)	<b>146,886</b>	160,294	66,579
Research and survey	<b>94,067</b>	178,247	336,626
Advertising and promotion (Note 9)	<b>65,482</b>	184,174	133,190
Entertainment, amusement and recreation	<b>31,813</b>	35,061	23,063
Donations and contributions	<b>2,119</b>	12,586	12,146
Others	<b>362,470</b>	175,840	495,316
	<b>₱7,174,998</b>	<b>₱7,781,304</b>	<b>₱7,249,086</b>

Personnel expenses include salaries, bonuses, retirement and separation pay and other employee benefits.

Others consist mainly of amortization of other deferred charges, catering and food expenses, stationery and office supplies, noncapitalized fixed assets, and dues, subscription and periodicals.

Presented below is the breakdown of impairment losses on the Group's goodwill and nonfinancial assets:

	Years Ended December 31		
	2023	2022	2021
Provision for impairment losses:			
Goodwill (Note 13)	<b>₱4,491,817</b>	₱–	₱–
Property and equipment (Note 10)	<b>2,394,856</b>	18,994	75,859
Other intangible assets (Note 13)	<b>1,889,727</b>	23,798	12,450
Other assets (Note 16 and 17)	<b>269,284</b>	–	–
Non-current assets held for sale (Note 32)	<b>32,494</b>	–	–
Investments in associates and joint venture (Note 15)	–	5,584	30,000
Inventory losses (see Note 8)	<b>46,740</b>	1,451	83,132
	<b>₱9,124,918</b>	<b>₱49,827</b>	<b>₱201,441</b>



## 29. Other Income and Expenses

### Finance Costs

	<b>Years Ended December 31</b>		
	<b>2023</b>	2022	2021
Interest expense (Notes 19, 21 and 33)	<b>₱1,071,807</b>	₱1,101,886	₱1,149,831
Amortization of debt issue costs (Note 19)	<b>28,913</b>	20,496	17,874
Bank service charges	<b>9,220</b>	9,394	10,390
	<b>₱1,109,940</b>	₱1,131,776	₱1,178,095

The following are the sources of the Group's interest expense:

	<b>Years Ended December 31</b>		
	<b>2023</b>	2022	2021
Long-term debt (Note 19)	<b>₱1,018,024</b>	₱1,042,876	₱1,101,591
Lease liabilities (Note 33)	<b>39,270</b>	43,685	37,717
Convertible note (Note 21)	<b>14,513</b>	15,325	10,523
	<b>₱1,071,807</b>	₱1,101,886	₱1,149,831

### Other Income

	<b>Years Ended December 31</b>		
	<b>2023</b>	2022	2021
Gain on sale of property and equipment (Notes 10 and 24)	<b>₱627,731</b>	₱475,195	₱184,484
Leasing operations	<b>208,465</b>	265,698	115,711
Gain on sale of noncurrent asset held for sale (Note 32)	<b>128,975</b>	2,055,578	-
Dividend income	-	-	7,245
Others - net	<b>210,364</b>	1,050,526	264,850
	<b>₱1,175,535</b>	₱3,846,997	₱572,290

Others mainly consist of income from unclaimed deposits, service fees and other miscellaneous income.



### 30. Income Tax and Registration with the Philippine Economic Zone Authority (PEZA)

The components of consolidated net deferred tax assets and liabilities of the Group are as follows:

	2023	2022
Deferred tax assets - net:		
Allowance for ECL	<b>₱420,087</b>	₱406,076
Accrued pension obligation and other employee benefits	<b>452,465</b>	513,942
NOLCO	<b>371,559</b>	261,700
Excess of the purchase price over the fair value of net assets acquired	<b>115,529</b>	119,880
Accrued expenses	<b>60,381</b>	56,339
Allowance for impairment loss on property and equipment	<b>55,920</b>	13,088
Lease liabilities	<b>55,448</b>	20,147
MCIT	<b>46,685</b>	24,596
Contract liabilities	<b>23,980</b>	38,414
Customers' deposits	<b>18,018</b>	16,008
Allowance for inventory obsolescence	<b>17,038</b>	39,975
Unearned revenue	<b>10,782</b>	9,533
Others	<b>14,751</b>	10,766
	<b>₱1,662,643</b>	₱1,530,464
Deferred tax liabilities - net		
Revaluation increment on land	<b>₱3,456,487</b>	₱-
Net unrealized foreign exchange gain	<b>298,825</b>	201,406
Capitalized interest, duties, and taxes	<b>141,846</b>	156,769
Imputed discount	<b>70,447</b>	70,447
Right-of-use asset - net	<b>197,722</b>	53,136
	<b>₱4,165,327</b>	₱481,758

The details of the deductible temporary differences, NOLCO and MCIT of the Parent Company and certain subsidiaries for which no deferred tax assets were recognized are as follows:

	2023	2022
NOLCO	<b>₱19,984,941</b>	₱19,109,045
Allowance for ECL	<b>11,858,450</b>	11,917,278
Accrued pension obligation and others	<b>6,708,831</b>	5,997,934
Contract liabilities	<b>3,428,609</b>	536,300
Allowance for impairment loss on property and equipment	<b>678,284</b>	39,421
Allowance for decline in value of inventories	<b>412,363</b>	721,150
Allowance for impairment loss	<b>365,244</b>	39,421
MCIT	<b>126,371</b>	97,079
Unearned revenue	<b>62,771</b>	231,414
Lease liabilities	<b>47,387</b>	-

Management believes that it is not probable that taxable income will be available against which these temporary differences, NOLCO and MCIT will be utilized.



NOLCO amounting to ₱17 million and ₱820 million have expired in 2023 and 2022, respectively. NOLCO amounting to ₱76 and ₱19 million were claimed as deduction against taxable income in 2023 and 2022, respectively. NOLCO amounting to ₱81 million was derecognized in 2023.

MCIT amounting to ₱4 million and ₱115 million expired and were written off in 2023 and 2022, respectively. MCIT amounting to ₱49 million were claimed as deduction against taxable income in 2022 (nil in 2023).

As of December 31, 2023, MCIT amounting to ₱173 million can be claimed as tax credit against future RCIT as follow:

Year Paid	Expiry Dates	Amount
2021	December 31, 2024	₱37,469
2022	December 31, 2025	51,313
2023	December 31, 2026	84,274
		<u>₱173,056</u>

On September 30, 2020, the BIR issued Revenue Regulations No. 25-2020 implementing Section 4(bbbb) of “Bayanihan to Recover As One Act” which states that the NOLCO incurred for taxable years 2020 and 2021 can be carried over and claimed as a deduction from gross income for the next five (5) consecutive taxable years immediately following the year of such loss.

As of December 31, 2023, the Group has incurred NOLCO in 2023 and 2022 which can be claimed as deduction from the regular taxable income for the next three (3) consecutive taxable years, as follows:

Year Incurred	Availment Period	Amount
2022	2023 to 2025	₱3,194,445
2023	2024 to 2026	₱1,747,871

As of December 31, 2023, the Group has incurred NOLCO in taxable years 2020 & 2021 which can be claimed as deduction from the regular taxable income for the next five (5) consecutive taxable years pursuant to the Bayanihan to Recover As One Act, as follows:

Year Incurred	Availment Period	Amount
2020	2021 to 2025	₱12,953,665
2021	2022 to 2026	3,575,215

As at December 31, 2023 and December 31, 2022, deferred tax liability on undistributed earnings of ABS-CBN Global, holding company of the Parent Company’s foreign subsidiaries, amounting to ₱754 million and ₱835 million, respectively, has not been recognized because the Parent Company has control over such earnings, which have been earmarked for expansion in the Group’s foreign operations and are not expected to reverse in the foreseeable future.



The reconciliation of statutory tax rate to effective tax rates applied to income before income tax is as follows:

	<b>Years Ended December 31</b>		
	<b>2023</b>	2022	2021
Statutory tax rate	<b>25%</b>	25%	25%
Additions to (reduction in) income taxes resulting from the tax effects of:			
Interest income subjected to final tax	<b>0</b>	0	0
Nondeductible interest expense	<b>(2)</b>	(12)	(5)
Change in unrecognized deferred tax assets and others	<b>(25)</b>	(28)	(28)
<b>Effective tax rates</b>	<b>(2%)</b>	(15%)	(8%)

The income tax on profits of overseas subsidiaries have been calculated at the rates of tax prevailing in the countries where such subsidiary operates, based on existing legislation, interpretations and practices in respect thereof.

#### Registration with the PEZA

On July 14, 2009, the PEZA approved the application of Big Dipper for registration as an Ecozone Information Technology (IT) Enterprise to provide digital film archiving, digital central library, content licensing and transmission at the 3rd Floor, Eugenio Lopez, Jr. Communications Center, Eugenio Lopez Drive, Quezon City. On December 6, 2022, Big Dipper secured PEZA Board Resolution No. 22-337 approving the Company's application for cancellation of its PEZA registration. The cancellation took effect on January 6, 2023.

On January 28, 2016, the PEZA approved the application of ABS-CBN Studios, Inc. for registration as an IT Export Enterprise for IT-enabled film and television content production at Barangay Sto. Cristo and Kaybanban, San Jose del Monte City, Bulacan, which is an IT park to be known as "Horizon IT Park".

On January 22, 2018, the PEZA approved the application of Rosetta Holdings Corporation for registration as an Ecozone Developer to establish, develop, administer, manage and operate the Horizon IT Park.

#### Registration with the Board of Investments

On April 8, 2015, the Board of Investments approved Play Innovation Inc's project as a New Operator of Tourism Entertainment Complex – Educational Theme Park and was granted income tax holiday for four years beginning April 2015. Total income tax holiday incentives availed by PII amounted to ₱3 million for the year ended December 31, 2019. PII ceased operations in 2020.

#### BEPS 2.0 Pillar Two

The Organization for Economic Co-operation and Development (OECD)/G20 Inclusive Framework on Base Erosion and Profit Shifting published the Pillar Two model rules designed to address the tax challenges arising from the digitalization of the global economy.

PAS 12 is amended to require that entities shall disclose separately its current tax expense/income related to Pillar Two income taxes, and the qualitative and quantitative information about its exposure to Pillar Two income taxes in periods in which the legislation is enacted or substantially enacted but not yet in effect in annual reporting periods beginning on or after 1 January 2023.



The Group adopted and applied the exceptions introduced by PAS 12. Current income tax expense related to Pillar Two income taxes amounted to nil in 2023. Pillar Two legislation has been enacted or substantively enacted in certain jurisdictions where ABS-CBN Group operates. As at April 11, 2024, ABS-CBN Group is in the process of gathering information and assessing the potential exposure arising from the Pillar Two legislation.

### 31. Pension and Other Employee Benefits

Accrued pension obligation and other employee benefits consist of:

	2023	2022
Pension obligation	<b>₱5,292,235</b>	₱4,962,786
Other employee benefits	<b>1,208,504</b>	1,267,987
	<b>₱6,500,739</b>	₱6,230,773

These are presented in the consolidated statements of financial position as follows:

	2023	2022
Current (see Note 18)	<b>₱109,812</b>	₱148,474
Noncurrent	<b>6,390,927</b>	6,082,299
	<b>₱6,500,739</b>	₱6,230,773

#### a. Pension Plan

The Group's pension plans are composed of funded (Parent Company and Sky Cable) and unfunded (other subsidiaries), noncontributory and actuarially computed defined benefit pension plans, except for ABS-CBN International (contributory), covering substantially all of its employees. The benefits are based on years of service and compensation during the last year of employment. Actuarial valuation is performed every year-end.

The following tables summarize the components of consolidated net pension expense recognized in the consolidated statements of income and accrued pension obligation recognized in the consolidated statements of financial position:

#### Net Pension Expense

	Years Ended December 31		
	2023	2022	2021
Current service cost	<b>₱330,063</b>	₱417,982	₱455,118
Net interest cost	<b>280,458</b>	242,339	186,390
Past service cost	-	1,210	-
Net pension expense	<b>₱610,521</b>	₱610,521	₱641,508

#### Accrued Pension Obligation

	2023	2022
Present value of obligation	<b>₱5,610,698</b>	₱5,395,761
Fair value of plan assets	<b>(318,463)</b>	(432,975)
Accrued pension obligation	<b>₱5,292,235</b>	₱4,962,786





Consolidated changes in the present value of the defined benefit obligation are as follows:

	2023	2022
Defined benefit obligation at beginning of year	<b>₱5,395,761</b>	₱6,144,753
Current service cost	<b>330,063</b>	417,982
Interest cost	<b>324,968</b>	278,585
Actuarial losses (gains) arising from:		
Change in financial assumptions	<b>189,055</b>	(560,366)
Change in demographic assumptions	-	(18,500)
Experience adjustments	<b>(206,553)</b>	(209,303)
Benefits paid*	<b>(422,596)</b>	(658,600)
Past service cost	-	1,210
<b>Defined benefit obligation at end of year**</b>	<b>₱5,610,698</b>	<b>₱5,395,761</b>

\* includes benefits paid out of Group's operating fund amounting to ₱386 million and ₱657 million for 2023 and 2022, respectively

Changes in the fair value of plan assets of the Parent Company and Sky Cable are as follows:

	2023	2022
Fair value of plan assets at beginning of year	<b>₱432,975</b>	₱588,878
Interest income included in net interest cost	<b>44,510</b>	36,248
Benefits paid from retirement fund	<b>(19,003)</b>	-
Return on plan assets excluding amount included in net interest cost	<b>(140,019)</b>	(192,151)
<b>Fair value of plan assets at end of year</b>	<b>₱318,463</b>	<b>₱432,975</b>

Income tax effect of re-measurement gains and losses on defined benefit plan presented in OCI amounted to ₱26 million in 2023, ₱88 million in 2022 and ₱93 million in 2021.

The Parent Company and Sky Cable expect to contribute ₱400 million and ₱374 million, respectively, to the retirement fund in 2024.

The major categories of the fair value of total plan assets are as follows:

	2023	2022
Investment in stocks	<b>₱166,187</b>	₱272,550
Investment in fixed/floating rate treasury note	<b>137,324</b>	143,269
Investment in government securities and bonds	<b>8,909</b>	12,610
Others	<b>6,043</b>	4,546
	<b>₱318,463</b>	<b>₱432,975</b>

The ranges of principal assumptions used in determining pension benefit obligations for the Group's plans are shown below:

	December 31		January 1	
	2023		2023	2022
Discount rate	<b>6.05% - 6.14%</b>		6.35% - 7.35%	4.89% - 5.18%
Future salary rate increases	<b>5.00% - 6.00%</b>		2.67% - 6.00%	3.0% - 6.0%



ABS-CBN

The pension fund is actively managed by the retirement committee, composed of five members, four of whom are executive staff of the Parent Company and beneficiaries of the plan.

The retirement committee of the beneficial trust fund uses an investment approach with the objective of maximizing the long-term expected return of plan assets. The plan's investment portfolio seeks to achieve regular income, long-term capital growth and consistent performance over its own portfolio benchmark. In order to attain this objective, the Trustee's mandate is to invest in a diversified portfolio of fixed income and equities. The investment portfolio consists of investment in equity and fixed income securities of 98% and 2% as at December 31, 2023, respectively, and 99% and 1% as at December 31, 2022, respectively. The Parent Company did not withdraw from the fund in 2023 and 2022.

On July 27, 2010, the retirement committee of the retirement fund approved the following:

- a. Acquisition of ABS-CBN securities to fully fund the retirement fund deficiency;
- b. Allow the acquisition of Lopez Holdings shares and shares of other listed companies;
- c. Migrate to an investment management account arrangement in lieu of a "Trusted" arrangement with BDO; and
- d. Appoint an investment officer of the retirement plan.

The fair value of ABS-CBN's plan assets as at December 31, 2023 and December 31, 2022 are as follows:

	2023	2022
Fixed Income:		
Short-term	<b>₱3,619</b>	₱3,480
Equities:		
Investment in shares of stock and other securities of related parties	<b>162,871</b>	266,526
	<b>₱166,490</b>	₱270,006

*Short-term Fixed Income.* Short-term fixed income investment includes investments in short term UITF including money market funds and short-term funds in 2023 and 2022.

*Equities.* These pertain to investments in shares of stock and other securities of related parties and other companies listed in the PSE.

*Investments in Shares of Stock and Other Securities of Related Parties.* These pertain to investments in ABS-CBN PDRs and common shares and Lopez Holdings and Rockwell Land common shares.

December 31, 2023				
	Number of Shares	Cost	Fair Value	Unrealized Loss
ABS-CBN Holdings PDRs	34,903,160	₱1,515,862	₱160,555	(₱1,355,307)
ABS-CBN Common	501,320	24,052	2,316	(21,736)
	<b>35,404,480</b>	<b>₱1,539,914</b>	<b>₱162,871</b>	<b>(₱1,377,043)</b>

December 31, 2022				
	Number of Shares	Cost	Fair Value	Unrealized Loss
ABS-CBN Holdings PDRs	34,903,160	₱1,515,862	₱262,821	(₱1,253,041)
ABS-CBN Common	501,320	24,052	3,705	(20,347)
	<b>35,404,480</b>	<b>₱1,539,914</b>	<b>₱266,526</b>	<b>(₱1,273,388)</b>



As at December 31, 2023 and 2022, the value of each ABS-CBN PDRs held by the retirement fund is at ₱4.60 and ₱7.53, respectively.

Total loss from investments in shares of stock and other securities of related parties amounted to ₱1,377 million in 2023 and ₱1,273 million in 2022.

Sky Cable and PCC

Sky Cable's retirement benefit fund is being maintained by trustee banks, BDO and Rizal Commercial Banking Corporation.

The fair value of Sky Cable's plan assets as at December 31, 2023 and 2022 are as follows:

	2023	2022
Short-term fixed income	<b>₱6,043</b>	₱4,546
Investment in medium and long-term fixed income:		
Government securities	<b>133,705</b>	139,789
Corporate bonds	<b>8,909</b>	12,610
Unit investment trust fund	<b>3,316</b>	6,024
	<b>₱151,973</b>	₱162,969

*Short-term Fixed Income.* Short-term fixed income investment includes time deposit, special deposit account and special savings account with average interest rate of 5.9% and 3.8% as at December 31, 2023 and December 31, 2022, respectively.

*Medium and Long-term Fixed Income.* Investment in medium and long-term fixed income include Philippine peso-denominated bonds, such as government securities, corporate bonds, notes and debt securities.

*Investment in Government Securities.* Investment in government securities include treasury bills and fixed-term treasury notes bearing interest ranging from 2.38 % to 8.63% and 2.45 % to 8.63% as at December 31, 2023 and December 31, 2022, respectively. These securities are fully guaranteed by the government of the Republic of the Philippines. Total loss from investments in government securities amounted to ₱0.4 million and ₱6.0 million for the years ended December 31, 2023 and 2022, respectively.

*Investment in Corporate Bonds.* These pertain to ₱8.9 million and ₱12 million unsecured bonds with terms ranging from 4 to 7 years as at December 31, 2023 and December 31, 2022, respectively. Yield to maturity rate ranges from 3.29% to 6.85% with losses of ₱0.2 million in 2023 and 2022.

b. Other Employee Benefits

Other employee benefits consist of accumulated employee sick and vacation leave entitlement.

Net Benefit Expense

	Years Ended December 31		
	2023	2022	2021
Current service cost	<b>₱37,449</b>	₱62,295	₱90,580
Interest cost	<b>82,833</b>	67,740	51,661
Net actuarial gain	<b>(70,077)</b>	(197,914)	(177,443)
Past service credit	<b>(804)</b>	-	-
Net benefit expense (income)	<b>₱49,401</b>	(₱67,879)	(₱35,202)



Consolidated changes in the present value of the defined benefit obligation are as follows:

	2023	2022
Defined benefit obligation at beginning of year	<b>₱1,267,987</b>	₱1,454,392
Current service cost	<b>37,449</b>	62,295
Past service credit	<b>(804)</b>	-
Interest cost	<b>82,833</b>	67,740
Actuarial gain	<b>(70,077)</b>	(197,914)
Benefits paid	<b>(108,884)</b>	(118,526)
<b>Defined benefit obligation at end of year</b>	<b>₱1,208,504</b>	₱1,267,987

The sensitivity analysis below has been determined based on reasonably possible changes of each significant assumption on the defined benefit obligation as at the end of the reporting period, assuming all other assumptions were held constant.

	2023	2022
	Increase (Decrease) in Defined Benefit Obligation	Increase (Decrease) in Defined Benefit Obligation
Discount rate:		
Increase by 1%	<b>(₱371,810)</b>	(₱89,684)
Decrease by 1%	<b>355,753</b>	62,680
Future salary increases:		
Increase by 1%	<b>₱378,373</b>	₱360,500
Decrease by 1%	<b>(397,719)</b>	(389,098)

Shown below is the maturity analysis of the undiscounted benefit payments:

Year	2023	2022
One year	<b>₱998,982</b>	₱1,583,004
More than one year but less than five years	<b>1,826,438</b>	1,717,884
More than five years but less than ten years	<b>4,129,921</b>	4,384,518
Beyond ten years	<b>9,343,756</b>	11,099,037

The average duration of the defined benefit obligation at the end of the period ranges from 6 to 17 years.

### 32. Noncurrent Assets Held for Sale

In 2023, certain land, building, and transmitter equipment with book values of ₱299 million, ₱21 million and ₱3 million, respectively, were classified as noncurrent assets held for sale as of December 31, 2023.

Transportation equipment with book value of ₱223 million were also classified as held for sale. Its fair value less cost to sell amounted to ₱191 million. Hence, the Group recognized impairment loss of ₱32 million.

As at December 31, 2023, the appraised value of properties under mortgage classified as noncurrent asset held for sale is ₱1,446 million.

The sale of these assets is expected to be completed within a year from the reporting date.



In March 2024, the Group sold properties with cost amounting to ₱71 million, for total consideration amounting to ₱485 million (see Note 39).

In 2023, a parcel of land and certain transmitter equipment amounting to ₱0.3 million and ₱184 million classified as noncurrent assets held for sale in 2022 were revert back to property and equipment as the sale did not push through in 2023 due to certain conditions (see note 10).

In 2022, the Group classified certain parcels of land amounting to ₱225 million as noncurrent assets held for sale. These parcels of land were sold in 2023 for a total amount of ₱354 million resulting in gain on sale of ₱129 million (see Note 29).

Noncurrent assets held for sale are included as part of “Content Production and Distribution” business segment (see Note 5).

---

### 33. Commitments

#### Deal Memorandum with DirecTV

On June 1, 2005, the Parent Company and ABS-CBN International entered in to a 25-year Deal Memorandum (Memorandum) with DirecTV in which the Parent Company granted DirecTV the exclusive right via satellite, internet protocol technology and satellite master antenna television system or similar system, to display, exhibit, perform and distribute certain programs of the Parent Company that are listed in the Memorandum. ABS-CBN International may engage in any marketing plan mutually agreed by both parties. All costs under any mutually agreed marketing plans shall be shared equally between DirecTV and ABS-CBN International.

As provided in the Memorandum, all rights, title and interest in and to the content, discrete programs or channels not granted to DirecTV are expressly reserved by the Parent Company. All programming decisions with respect to the programs shall be in the Parent Company’s commercially reasonable discretion, including the substitution or withdrawal of any scheduled programs, provided that the Parent Company agrees that the programs will consist substantially of the same content and genre provided for in the Memorandum.

The Memorandum also provides that subscription revenues, computed as the current and stand-alone retail price per month for a subscription to The Filipino Channel multiplied by the average number of subscribers, shall be divided equally between DirecTV and ABS-CBN International.

ABS-CBN International’s subscription revenue earned from subscribers that have migrated to DirecTV amounted to ₱249 million in 2023, ₱285 million in 2022 and ₱270 million in 2021.

#### Lease Commitments

*As Lessor.* The Parent Company has entered into commercial property leases on its building, consisting of the Parent Company’s surplus office buildings. These non-cancelable leases have remaining non-cancelable lease terms of 3 to 5 years. All leases include a clause to enable upward revision of the rental charge on a predetermined rate. Rent income recognized by Parent Company amounted to ₱7.2 million, ₱6.7 million and ₱6.6 million in 2023, 2022 and 2021, respectively.



Future minimum rental receivable under non-cancelable operating leases are as follows:

	2023	2022
Within one year	<b>₱2,942</b>	₱2,714
After one year but not more than five years	–	1,160
	<b>₱2,942</b>	₱3,874

*As Lessee.* The Parent Company and subsidiaries lease office facilities, space, equipment and indefeasible right of use (IRU) granted by various telecommunication companies. These lease agreements include extension and termination options. These options are negotiated by management to provide flexibility in managing the leased-asset portfolio and align with the Group's business needs. Management exercises significant judgement in determining whether these extension and termination options are reasonably certain to be exercised.

The rollforward analysis of right-of-use assets in 2023 and 2022 follows:

	2023	2022
<b>Cost:</b>		
Balance at beginning of year	<b>₱2,618,607</b>	₱2,406,769
Additions	<b>172,627</b>	254,590
Disposals	<b>(208,296)</b>	–
Reclassification	<b>(256,200)</b>	(43,903)
Translation adjustments	<b>(80)</b>	1,151
Balance at end of year	<b>2,326,658</b>	2,618,607
<b>Accumulated Depreciation:</b>		
Balance at beginning of year	<b>1,089,681</b>	772,583
Additions	<b>268,512</b>	328,612
Disposals	<b>(176,955)</b>	–
Reclassification	<b>(44,114)</b>	(12,381)
Translation adjustments	<b>(80)</b>	867
Balance at end of year	<b>1,137,044</b>	1,089,681
	<b>₱1,189,614</b>	₱1,528,926

The rollforward analysis of lease liabilities in 2023 and 2022 follows:

	2023	2022
Balance at beginning of year	<b>₱664,673</b>	₱633,399
Additions	<b>172,627</b>	254,590
Interest expense	<b>39,270</b>	43,685
Interest paid	<b>(39,270)</b>	(43,685)
Termination	<b>(27,310)</b>	–
Payments	<b>(286,772)</b>	(226,503)
Translation adjustments	–	3,187
Balance at end of year	<b>523,218</b>	664,673
Less current portion	<b>210,609</b>	213,864
	<b>₱312,609</b>	₱450,809



---

### 34. Financial Risk Management Objectives and Policies

The Group's principal financial instruments comprise cash and cash equivalents, short-term investments, investments in equity securities and club shares and interest-bearing loans and borrowings. The main purpose of these financial instruments is to raise funds for the Group's operations. The Group has various other financial assets and liabilities such as trade receivables and trade payables, which arise directly from its operations.

It is, and has been throughout the year under review, the Group's policy that no trading in financial instruments shall be undertaken.

The main risks arising from the Group's financial instruments are cash flow interest rate risk, foreign currency risk, credit risk and liquidity risk. The BOD reviews and agrees on the policies for managing each of these risks and they are summarized below.

#### Cash Flow Interest Rate Risk

The Group's exposure to the risk for changes in market interest rates relates primarily to the Group's debt obligations with floating interest rates.

To manage this mix in a cost-efficient manner, it is the Group's policy to enter into interest rate swaps whenever the need arises. As at December 31, 2023 and 2022, there are no freestanding derivative contracts.

Interest on financial instruments classified as floating rate is repriced at intervals of three months. Interest on financial instruments classified as fixed rate is fixed until the maturity of the instrument.

#### Foreign Currency Risk

It is the Group's policy to enter into cross currency swaps whenever the need arises to manage foreign currency risk and eliminate the variability of cash flows due to changes in the fair value of the foreign-currency denominated debt with maturity of more than one year.

As at December 31, 2023 and 2022, there are no freestanding derivative contracts and the Group's long-term loan obligations are generally in Philippine currency.

The Group, however, has transactional currency exposures. Such exposure arises when the transaction is denominated in currencies other than the functional currency of the operating unit or the counterparty.



The following tables show the Group's significant foreign currency-denominated financial assets and liabilities and their Philippine peso equivalents as at December 31, 2023 and 2022:

	Original Currency										Peso Equivalent
	USD	EUR	JPY	CAD	GBP	AUD	AED	TWD	SGD	NZD	
<b>December 31, 2023</b>											
Financial assets:											
Cash and cash equivalents	7,372	112	49,611	894	226	363	2,496	30,246	-	-	₱594,494
Trade and other receivables	18,682	69	13,303	1,391	3,614	665	3,868	-	-	-	1,442,002
	<b>26,054</b>	<b>181</b>	<b>62,914</b>	<b>2,285</b>	<b>3,840</b>	<b>1,028</b>	<b>6,364</b>	<b>30,246</b>	-	-	<b>2,036,496</b>
Financial liabilities:											
Trade and other payables	8,589	15	1,838	65	9	66	922	-	6	-	497,253
Obligations for program rights	347	-	-	-	-	-	-	-	-	-	19,224
	<b>8,936</b>	<b>15</b>	<b>1,838</b>	<b>65</b>	<b>9</b>	<b>66</b>	<b>922</b>	-	<b>6</b>	-	<b>516,477</b>
Net foreign currency-denominated financial assets (liabilities)	<b>17,118</b>	<b>166</b>	<b>61,076</b>	<b>2,220</b>	<b>3,831</b>	<b>962</b>	<b>5,442</b>	<b>30,246</b>	<b>(6)</b>	-	<b>₱1,520,019</b>
<b>December 31, 2022</b>											
Financial assets:											
Cash and cash equivalents	14,987	369	10,169	572	152	241	2,939	-	-	3,485	₱953,138
Trade and other receivables	11,601	113	12,464	1,313	2,139	494	6,982	-	-	-	982,468
	26,588	482	22,633	1,885	2,291	735	9,921	-	-	3,485	1,935,606
Financial liabilities:											
Trade and other payables	7,780	210	166	5	11	30	967	-	53	-	465,422
Obligations for program rights	471	-	-	-	-	-	-	-	-	-	26,243
	8,251	210	166	5	11	30	967	-	53	-	491,665
Net foreign currency-denominated financial assets (liabilities)	18,337	272	22,467	1,880	2,280	705	8,954	-	(53)	3,485	₱1,443,941





In translating the foreign currency-denominated monetary assets and liabilities into Philippine peso amounts, the Group used the following exchange rates:

Currency	2023	2022
USD	<b>₱55.37</b>	₱55.76
EUR	<b>61.49</b>	59.53
JPY	<b>0.39</b>	0.42
CAD	<b>42.03</b>	41.24
GBP	<b>70.78</b>	67.42
AUD	<b>37.97</b>	37.80
AED	<b>15.14</b>	15.28
TWD	<b>1.81</b>	1.82
SGD	<b>42.11</b>	41.58
NZD	<b>35.20</b>	35.41

The following tables demonstrate the sensitivity of the Group's income before income tax to a reasonably possible change in foreign exchange rates, with all other variables held constant. There is no impact on the Group's equity other than those already affecting the net income.

	2023		2022	
	Increase (Decrease) in ₱ to Foreign Currency Exchange Rate	Effect on Income Before Income Tax	Increase (Decrease) in ₱ to Foreign Currency Exchange Rate	Effect on Income Before Income Tax
USD	<b>0.7%</b>	<b>₱92,300</b>	1.1%	₱176,989
	<b>-0.7%</b>	<b>(92,300)</b>	-0.4%	(37,314)
EUR	<b>0.8%</b>	<b>1,395</b>	0.9%	1,651
	<b>-0.5%</b>	<b>(939)</b>	-0.7%	(1,275)
JPY	<b>0.7%</b>	<b>169</b>	0.9%	86
	<b>-1.2%</b>	<b>(291)</b>	-1.4%	(134)
CAD	<b>0.7%</b>	<b>665</b>	0.89%	694
	<b>-0.6%</b>	<b>(519)</b>	-0.7%	(555)
GBP	<b>0.8%</b>	<b>2,264</b>	0.7%	1,078
	<b>-0.4%</b>	<b>(1,169)</b>	-0.9%	(1,392)
AUD	<b>0.7%</b>	<b>294</b>	1.2%	403
	<b>-0.7%</b>	<b>(294)</b>	-1.0%	(344)
AED	<b>0.8%</b>	<b>757</b>	1.1%	1,747
	<b>-0.9%</b>	<b>(834)</b>	-0.4%	(589)
TWD	<b>0.6%</b>	<b>352</b>	0.5%	(2)
	<b>-0.7%</b>	<b>(383)</b>	-0.6%	2
SGD	<b>0.5%</b>	<b>167</b>	1.0%	363
	<b>-0.4%</b>	<b>(133)</b>	-0.3%	(96)
NZD	<b>0.0%</b>	<b>-</b>	1.1%	(25)
	<b>-0.6%</b>	<b>-</b>	-0.4%	8

The change in currency rate is based on the Group's best estimate of expected change considering historical trends and experiences. Positive change in currency rate reflects a weaker peso against foreign currency.

The Group computes for the percentages of changes in exchange rates for the foreign currency-denominated accounts by comparing the year-end closing rates or existing foreign currency exchange rates with the forward foreign currency exchange rates two months before and after



financial reporting date. The Group assumes the trend for the year to be its exposure on foreign currency fluctuations.

#### Credit Risk

The Group is exposed to credit risk from its operational and financing activities. On the Group's credit risk arising from operating activities, the Group only extends credit with recognized and accredited third parties. The Group implements a pay-before-broadcast policy to new customers. In addition, receivable balances are monitored on an ongoing basis. Such determination takes into consideration the age of the receivable and the current solvency of the individual accounts.

The Group holds deposits in connection with its subscription contracts amounting to ₱128 million and ₱168 million as at December 31, 2023 and 2022, respectively (see Note 22). There is no requirement for collateral over the Group's other trade receivables since the Group trades only with recognized and accredited counterparties, thus, maximum exposure to credit risk is equal to the carrying value of the financial instruments.

With regard to the Group's financing activities, as a general rule, the Group transacts these activities with counterparties that have a long credit history in the market and outstanding relationship with the Group. The policy of the Group is to have the BOD accredit these banks and/or financial institutions before any of these financing activities take place.

With respect to credit risk arising from the financial assets of the Group, exposure to credit risk arises from default of the counterparty, with a maximum exposure equal to the carrying amount of these instruments.

*Credit Risk Exposures.* The table below shows the maximum exposure to on- and off-balance sheet credit risk exposures of the Group, without considering the effects of collateral, credit enhancements and other credit risk mitigation techniques as at December 31:

	2023	2022
Financial assets at amortized cost:		
Cash and cash equivalents (excluding cash on hand)	<b>₱1,366,948</b>	₱1,885,731
Short-term investments	<b>10,701</b>	11,055
Trade and other receivables - net	<b>5,157,253</b>	4,516,421
Deposits	<b>290,993</b>	321,946
	<b>₱6,825,895</b>	₱6,735,153

*Credit Quality per Class of Financial Asset.* The credit quality of financial assets is being managed by the Group using internal credit ratings. The tables on the next page show the credit quality by class of financial assets based on the Group's credit rating system as at December 31, 2023 and 2022.



December 31, 2023						
	Neither Past Due nor Impaired			Past Due but	Impaired	Total
	High	Moderate	Low	not Impaired		
Financial assets at amortized cost:						
Cash and cash equivalents:						
Cash in banks	<b>₱1,347,896</b>	<b>₱-</b>	<b>₱-</b>	<b>₱-</b>	<b>₱-</b>	<b>₱1,347,896</b>
Cash equivalents	<b>19,053</b>	-	-	-	-	<b>19,053</b>
Short-term investments	<b>10,701</b>	-	-	-	-	<b>10,701</b>
Trade receivables:						
Airtime	<b>1,493,577</b>	<b>440,687</b>	<b>13,657</b>	<b>518,415</b>	<b>337,466</b>	<b>2,803,802</b>
Subscriptions	<b>321,281</b>	<b>10,373</b>	<b>52,349</b>	<b>429,111</b>	<b>1,800,226</b>	<b>2,613,340</b>
Others	<b>328,898</b>	<b>22,470</b>	<b>118,829</b>	<b>497,170</b>	<b>104,369</b>	<b>1,071,736</b>
Nontrade receivables*	<b>195,390</b>	<b>70,592</b>	<b>222,906</b>	<b>323,460</b>	<b>515,250</b>	<b>1,327,598</b>
Due from related parties	<b>10,948</b>	-	-	<b>87,140</b>	<b>67,374</b>	<b>165,462</b>
Deposits	<b>290,993</b>	-	-	-	-	<b>290,993</b>
	<b>₱4,018,737</b>	<b>₱544,122</b>	<b>₱407,741</b>	<b>₱1,855,296</b>	<b>₱2,824,685</b>	<b>₱9,650,581</b>

\*Excluding advances to employees and talents

December 31, 2022						
	Neither Past Due nor Impaired			Past Due but	Impaired	Total
	High	Moderate	Low	not Impaired		
Financial assets at amortized cost:						
Cash and cash equivalents:						
Cash in banks	<b>₱1,645,805</b>	<b>₱-</b>	<b>₱-</b>	<b>₱-</b>	<b>₱-</b>	<b>₱1,645,805</b>
Cash equivalents	<b>239,926</b>	-	-	-	-	<b>239,926</b>
Short-term investments	<b>11,055</b>	-	-	-	-	<b>11,055</b>
Trade receivables:						
Airtime	<b>986,044</b>	<b>379,965</b>	<b>27,012</b>	<b>1,244,394</b>	<b>339,601</b>	<b>2,977,016</b>
Subscriptions	<b>245,233</b>	<b>3,789</b>	<b>86,582</b>	<b>413,641</b>	<b>1,576,404</b>	<b>2,325,649</b>
Others	<b>85,362</b>	<b>10,335</b>	<b>3,816</b>	<b>421,958</b>	<b>283,505</b>	<b>804,976</b>
Nontrade receivables*	<b>113,096</b>	<b>92,431</b>	<b>75,549</b>	<b>91,051</b>	<b>607,424</b>	<b>979,551</b>
Due from related parties	-	-	-	<b>236,163</b>	<b>67,374</b>	<b>303,537</b>
Deposits	<b>321,946</b>	-	-	-	-	<b>321,946</b>
	<b>₱3,741,622</b>	<b>₱486,520</b>	<b>₱192,959</b>	<b>₱2,314,052</b>	<b>₱2,874,308</b>	<b>₱9,609,461</b>

\*Excluding advances to employees and talents

The credit quality of the financial assets was determined as follows:

- **High Credit Quality**

This includes deposits or placements to counterparties with good credit rating or bank standing. For receivables, this covers, as at financial reporting date, accounts of good paying customers, with good credit standing and with no history of account treatment for a defined period. This also includes claims from Elite subscribers, advance payers, airtime and channel lease with advance payment arrangements, related parties with offsetting arrangement and existing employees.

- **Moderate Credit Quality**

For receivables, this covers accounts of standard paying customers, those whose payments are within the credit term, and new customers for which sufficient credit history has not been established. This also includes claims from Superior subscribers, airtime and channel lease and related parties without offsetting arrangement.

- **Low Credit Quality**

For receivables, this covers accounts of slow paying customers and those whose payments are received upon demand at financial reporting date. This also includes claims from Special subscribers.

#### Trade Receivables

These represent amounts collectible from advertising agencies, advertisers or trade customers arising from the sale of airtime, subscription, services and/or goods in the ordinary course of business.



*Airtime.* This account refers to revenue generated from the sale of time or time block within the on-air broadcast hours on television and radio.

*Subscriptions.* This account refers to revenue generated from regular subscriber's fees for either: (1) access to programs aired through DTH and cable television systems, or (2) direct sale of publications to subscribers.

*Others.* This account refers to other revenue generated from the sale of goods and services.

Set out below is the information about the credit risk exposure of the Group's trade receivables using a provision matrix:

December 31, 2023						
	Days Past Due					Total
	Current	<30 Days	30-60 days	61-90 days	Over 90 days	
	<i>(In Thousands)</i>					
Expected credit loss	8%	10%	20%	11%	65%	
Estimated total gross carrying amount at default	<b>₱2,802,122</b>	<b>₱315,312</b>	<b>₱181,248</b>	<b>₱113,897</b>	<b>₱3,076,299</b>	<b>₱6,488,878</b>
Expected credit loss	<b>228,231</b>	<b>31,276</b>	<b>35,492</b>	<b>12,900</b>	<b>2,001,535</b>	<b>2,309,434</b>
	<b>₱2,573,891</b>	<b>₱284,036</b>	<b>₱145,756</b>	<b>₱100,997</b>	<b>₱1,074,764</b>	<b>₱4,179,444</b>

December 31, 2022						
	Days Past Due					Total
	Current	<30 Days	30-60 days	61-90 days	Over 90 days	
	<i>(In Thousands)</i>					
Expected credit loss	36%	32%	38%	50%	40%	
Estimated total gross carrying amount at default	<b>₱2,181,318</b>	<b>₱577,766</b>	<b>₱115,950</b>	<b>₱83,360</b>	<b>₱3,149,247</b>	<b>₱6,107,641</b>
Expected credit loss	<b>669,493</b>	<b>187,536</b>	<b>44,386</b>	<b>41,527</b>	<b>1,256,568</b>	<b>2,199,510</b>
	<b>₱1,511,825</b>	<b>₱390,230</b>	<b>₱71,564</b>	<b>₱41,833</b>	<b>₱1,892,679</b>	<b>₱3,908,131</b>

### Nontrade Receivables

These represent claims, arising from sources other than the sale of airtime, subscriptions, services and goods in the ordinary course of business, that are reasonably expected to be realized in cash. Set out below is the information about the credit risk exposure of the Group's trade receivables using a provision matrix:

December 31, 2023						
	Days Past Due					Total
	Current	<30 Days	30-60 days	61-90 days	Over 90 days	
	<i>(In Thousands)</i>					
Expected credit loss	10%	7%	1%	1%	87%	
Estimated total gross carrying amount at default	<b>₱499,836</b>	<b>₱106,014</b>	<b>₱815,134</b>	<b>₱543,422</b>	<b>₱515,250</b>	<b>₱2,479,656</b>
Expected credit loss	<b>50,920</b>	<b>6,978</b>	<b>7,918</b>	<b>2,878</b>	<b>446,556</b>	<b>515,250</b>
	<b>₱448,916</b>	<b>₱99,036</b>	<b>₱807,216</b>	<b>₱540,544</b>	<b>₱68,694</b>	<b>₱1,964,406</b>

December 31, 2022						
	Days Past Due					Total
	Current	<30 Days	30-60 days	61-90 days	Over 90 days	
	<i>(In Thousands)</i>					
Expected credit loss	40%	42%	49%	64%	52%	
Estimated total gross carrying amount at default	<b>₱518,305</b>	<b>₱137,283</b>	<b>₱27,551</b>	<b>₱19,807</b>	<b>₱748,295</b>	<b>₱1,451,241</b>
Expected credit loss	<b>205,397</b>	<b>57,536</b>	<b>13,617</b>	<b>12,740</b>	<b>385,508</b>	<b>674,798</b>
	<b>₱312,908</b>	<b>₱79,747</b>	<b>₱13,934</b>	<b>₱7,067</b>	<b>₱362,787</b>	<b>₱776,443</b>



The following tables show the aging analysis of past due but not impaired receivables per class that the Group held as at December 31, 2023 and 2022. A financial asset is past due when a counterparty has failed to make a payment when contractually due.

	December 31, 2023					
	Neither Past Due nor Impaired	Past Due but not Impaired		Impaired	Allowance	Total
		Less than 30 days	30 Days and Over			
Trade receivables:						
Airtime	₱1,947,921	₱190,780	₱516,425	₱337,466	(₱337,466)	₱2,655,126
Subscriptions	384,003	120,043	283,449	1,800,226	(1,800,226)	787,495
Others	470,198	4,489	262,135	104,369	(104,369)	736,822
Nontrade receivables*	488,888	106,014	217,446	582,624	(582,624)	812,348
Due from related parties	10,948	-	154,514	-	-	165,462
	<b>₱3,301,958</b>	<b>₱421,326</b>	<b>₱1,433,969</b>	<b>₱2,824,685</b>	<b>(₱2,824,685)</b>	<b>₱5,157,253</b>

\*Excluding advances to employees and talents

	December 31, 2022					
	Neither Past Due nor Impaired	Past Due but not Impaired		Impaired	Allowance	Total
		Less than 30 days	30 Days and Over			
Trade receivables:						
Airtime	₱1,487,480	₱210,584	₱959,603	₱319,349	(₱339,601)	₱2,637,415
Subscriptions	360,370	34,747	237,798	1,692,734	(1,576,404)	749,245
Others	143,735	54,968	196,781	409,492	(283,505)	521,471
Nontrade receivables*	330,115	10,915	102,703	535,818	(607,424)	372,127
Due from related parties	248,094	-	-	55,443	(67,374)	236,163
	<b>₱2,569,794</b>	<b>₱311,214</b>	<b>₱1,496,885</b>	<b>₱3,012,836</b>	<b>(2,874,308)</b>	<b>₱4,516,421</b>

\*Excluding advances to employees and talents

### Liquidity Risk

The Group seeks to manage its funds through cash planning on a weekly basis. This undertaking specifically considers the maturity of both the financial investments and financial assets and projected operational disbursements. As part of its liquidity risk management, the Group regularly evaluates its projected and actual cash flows. As a general rule, cash balance should not go below roughly two months of operational exigencies amidst occasional fluctuation of cash inflows.

It is the Group's objective to maintain a balance between continuity of funding and flexibility through the use of bank credit and investment facilities. Currently, the debt maturity profile of the Group ranges from 0.26 to 5.4 years. Also, the Group places funds in the money market only when there are surpluses from the Group's requirements. Placements are strictly made based on cash planning assumptions and as much as possible, covers only a short period of time.

As of December 31, 2021, the Parent Company has obtained consent and approval from the existing lenders to waive the provisions of the loan agreement requiring the financial covenants up to December 31, 2022.

In 2023, the Parent Company obtained waivers from its creditor banks on various dates waiving the compliance with the relevant financial ratios for all quarters in 2023. In November 2023, the Parent Company received waivers from its creditor banks waiving the compliance with the relevant financial ratios for the last quarter of 2023.

As at December 31, 2023, Sky Cable was not able to comply with the required financial covenants by its creditors.



The tables below summarize the maturity profile of the Group's financial assets and liabilities based on contractual undiscounted payments.

December 31, 2023						
	Within One Year	1 year but less than 2 years	2 years but less than 3 years	3 years to 4 years	More than Four Years	Total
Cash and cash equivalents	₱1,403,528	₱-	₱-	₱-	₱-	₱1,403,528
Short-term investment	10,701	-	-	-	-	10,701
Trade receivables:						
Airtime	2,466,336	-	-	-	-	2,466,336
Subscription	813,114	-	-	-	-	813,114
Others	967,367	-	-	-	-	967,367
Nontrade receivables	1,798,944	-	-	-	-	1,798,944
Due from related parties	98,088	-	-	-	-	98,088
	7,558,078	-	-	-	-	7,558,078
Trade and other payables*	9,560,737	-	-	-	-	9,560,737
Obligations for program rights	73,647	-	-	-	-	73,647
Lease liabilities	215,027	297,550	4,490	4,214	11,828	533,109
Interest-bearing loans and borrowings	18,129,700	-	-	-	-	18,129,700
	27,979,111	297,550	4,490	4,214	11,828	28,297,193
Net	(₱20,421,033)	(₱297,550)	(₱4,490)	(₱4,214)	(₱11,828)	(₱20,739,116)

\*Excluding accrued taxes and other payables to government agencies.

December 31, 2022						
	Within One Year	1 year but less than 2 years	2 years but less than 3 years	3 years to 4 years	More than Four Years	Total
Cash and cash equivalents	₱1,936,852	₱-	₱-	₱-	₱-	₱1,936,852
Short-term investment	11,055	-	-	-	-	11,055
Trade receivables:						
Airtime	2,826,205	-	-	-	-	2,826,205
Subscription	589,419	-	-	-	-	589,419
Others	273,806	-	-	-	-	273,806
Nontrade receivables	693,659	-	-	-	-	693,659
Due from related parties	301,485	-	-	-	-	301,485
	6,632,481	-	-	-	-	6,632,481
Trade and other payables*	8,983,829	-	-	-	-	8,983,829
Obligations for program rights	119,168	45,053	-	-	-	164,221
Lease liabilities	218,978	201,445	152,065	103,327	-	675,815
Interest-bearing loans and borrowings	2,391,107	2,756,348	6,834,188	4,917,047	2,830,781	19,729,471
	11,713,082	3,002,846	6,986,253	5,020,374	2,830,781	29,553,336
Net	(₱5,080,601)	(₱3,002,846)	(₱6,986,253)	(₱5,020,374)	(₱2,830,781)	(₱22,920,855)

\*Excluding accrued taxes and other payables to government agencies.

### Capital Management

The Group's capital structure pertains to the mix of long-term sources of funds. When the Group expands, it needs capital, and that capital can come from debt or equity.

The primary objective of the Group's capital management is to ensure that it maintains healthy capital ratios and strong credit ratings while viably supporting its business to maximize shareholder value. No changes were made in capital management objectives, policies or processes in 2023, 2022 and 2021.

The Group's approach focuses on efficiently allocating internally generated cash for operational requirements and investments to grow the existing business.

The Parent Company has obtained consent and approval from the existing lenders to waive the provisions of the loan agreement requiring the financial covenants for all quarters in the years ended December 31, 2023 and 2022 (see Note 19).



2023 Financial Ratios	Required	1st Quarter	2nd Quarter	3rd Quarter	4th Quarter
<b>Loan Agreement</b>					
<b>Debt to equity</b>	<b>Less than or equal to 2.50</b>	<b>3.85</b>	<b>4.35</b>	<b>4.87</b>	<b>4.75</b>
<b>Debt service coverage ratio</b>	<b>Greater than or equal to 1.20</b>	<b>0.36</b>	<b>(0.08)</b>	<b>0.14</b>	<b>1.24</b>
2022 Financial Ratios	Required	1st Quarter	2nd Quarter	3rd Quarter	4th Quarter
<b>Loan Agreement</b>					
Debt to equity	Less than or equal to 2.50	3.60	3.60	3.62	3.16
Debt service coverage ratio	Greater than or equal to 1.20	2.54	4.43	3.19	2.27

The following table shows the financial ratios that Sky Cable is required to maintain in accordance with the Fixed Rate Corporate Notes Facility Agreement for the loans:

Financial ratios	Required
Total liabilities to equity	Maintain at all times not exceeding 2:1
Debt service coverage ratio	Maintain at least 1.5 times

As at December 31, 2023, Sky Cable's loans are classified as current due to non-compliance with the debt service coverage ratio as required by its creditors in the agreement. Sky Cable is in discussions to its lenders to address the effect of the non-compliance.

### 35. Financial Assets and Financial Liabilities

The following tables set forth the carrying amounts and estimated fair values of consolidated financial assets and liabilities recognized as at December 31, 2023 and December 31, 2022. There are no material unrecognized financial assets and liabilities as at December 31, 2023 and 2022.

	December 31, 2023				
	Carrying Amount	Fair Value	Level 1	Level 2	Level 3
<b>Financial Assets</b>					
Financial assets at amortized cost:					
Deposits (included under "Other noncurrent assets" account in the consolidated statements of financial position)	<b>₱290,993</b>	<b>₱200,977</b>	<b>₱-</b>	<b>₱-</b>	<b>₱200,977</b>
Financial assets at FVOCI	<b>67,333</b>	<b>67,333</b>	<b>-</b>	<b>-</b>	<b>67,333</b>
	<b>358,326</b>	<b>268,310</b>	<b>-</b>	<b>-</b>	<b>268,310</b>
<b>Financial Liabilities</b>					
Other financial liabilities at amortized cost:					
Interest-bearing loans and borrowings	<b>17,189,790</b>	<b>16,817,601</b>	<b>-</b>	<b>-</b>	<b>16,817,601</b>
Obligations for program rights	<b>73,647</b>	<b>73,647</b>	<b>-</b>	<b>73,647</b>	<b>-</b>
Convertible note	<b>202,532</b>	<b>152,022</b>	<b>-</b>	<b>-</b>	<b>152,022</b>
Lease liabilities	<b>523,218</b>	<b>523,218</b>	<b>-</b>	<b>-</b>	<b>523,218</b>
	<b>₱17,989,187</b>	<b>₱17,566,488</b>	<b>₱-</b>	<b>₱73,647</b>	<b>₱17,492,841</b>



December 31, 2022					
	Carrying Amount	Fair Value	Level 1	Level 2	Level 3
<b>Financial Assets</b>					
Financial assets at amortized cost:					
Deposits (included under “Other noncurrent assets” account in the consolidated statements of financial position)	P321,946	P260,406	P-	P-	P260,406
Financial assets at FVOCI	44,357	44,357	-	44,357	-
	366,303	304,763	-	44,357	260,406
<b>Financial Liabilities</b>					
Other financial liabilities at amortized cost:					
Interest-bearing loans and borrowings	17,728,317	17,138,275	-	-	17,138,275
Obligations for program rights	164,221	164,221	-	164,221	-
Convertible note	188,019	218,585	-	-	218,585
Lease liabilities	664,673	664,673	-	-	664,673
	P18,745,230	P18,185,754	P-	P164,221	P18,021,533

### Fair Value Determination

The following methods and assumptions were used to estimate the fair value of each class of financial instrument for which it is practicable to estimate such value:

*Cash and Cash Equivalents, Short-term Investments, Trade and Other Receivables and Trade and Other Payables.* Due to the short-term nature of transactions, the fair values of these instruments approximate the carrying amounts as at financial reporting date.

*Deposits.* Fair value of these instruments is computed by discounting future cash flows using the risk-free interest rates for similar type of instruments adjusted for credit risk.

*Financial assets at FVOCI.* The fair values of publicly-traded instruments were determined by reference to market bid quotes as at financial reporting date while fair value of golf club shares have been determined by reference to the price of most recent transaction at the end of reporting period. The fair values of the non-listed equity investments have been estimated using a discounted cashflow model. The valuation requires management to make certain assumptions about the model inputs, including forecast cash flows, the discount rate, credit risk and volatility. The probabilities of the various estimates within the range can be reasonably assessed and are used in management’s estimate of fair value for these non-listed equity investments.

*Interest-bearing Loans and Borrowings.* Fair value was computed based on the following:

	Fair Value Assumptions
Term loans	Estimated fair value is based on the discounted value of future cash flows using the applicable risk-free rates for similar types of loans adjusted for credit risk. The interest rates used to discount the future cash flows have ranged from 3.7% to 7.1% in 2023 and 3.9% to 6.5% in 2022.

*Obligations for Program Rights.* Estimated fair value is based on the discounted value of future cash flows using the applicable risk-free rates for similar types of loans adjusted for credit risk.

*Convertible Note.* Fair value was computed based on the discounted value of future cash flows using the applicable BVAL rate plus 1% credit spread, respectively.

*Lease liabilities.* The fair value is based on the discounted value of future cash flows using the applicable rates for similar types of loans plus the applicable credit spread. Discount rates used ranged from 7% to 16% in 2023 and 9% to 16% in 2022.





There were no transfers between levels in the fair value hierarchy as at December 31, 2023 and December 31, 2022.

Offsetting of Financial Assets and Financial Liabilities

There is no offsetting of financial assets and financial liabilities as at December 31, 2023 and December 31, 2022.

### 36. EPS Computations

Basic EPS amounts are calculated by dividing the net income (loss) for the period attributable to common shareholders by the weighted average number of common shares outstanding (net of PDRs) during the period.

The following table presents information necessary to calculate EPS:

	Years Ended December 31		
	2023	2022	2021
Net loss attributable to equity holders of the Parent Company	(P9,759,905)	(P2,459,841)	(P5,638,992)
Dividends on preferred shares	(4,000)	(4,000)	(4,000)
(a) Net loss attributable to common equity holders of the Parent Company	<u>(P9,763,905)</u>	<u>(P2,463,841)</u>	<u>(P5,642,992)</u>
(b) Weighted average number of shares outstanding:			
At beginning and end of year	<u>884,937,464</u>	853,412,671	822,972,436
Basic/diluted EPS (a/b)	<u>(P11.033)</u>	<u>(P2.887)</u>	<u>(P6.857)</u>

The Group has no dilutive potential common shares outstanding, therefore basic EPS is the same as diluted EPS.

### 37. Note to Consolidated Statements of Cash Flows

The following are noncash investing activities:

	Years Ended December 31		
	2023	2022	2021
Additions to right-of-use assets	P172,627	P254,590	P17,520
Additions to property and equipment	25,094	105,089	-

Changes in liabilities arising from financing activities:

	January 1, 2023	Net cash flows	Noncash changes	December 31, 2023
Term loans (Note 19)	P17,728,317	(P565,033)	P26,506	P17,189,790
Lease liabilities (Note 33)	664,673	(286,772)	145,317	523,218
Interest payable (Note 18)	213,157	(1,062,975)	1,057,294	207,476
Dividends payable (Note 18)	44,481	-	-	44,481
Deposits for future subscription (Note 18)	1,287,421	-	-	1,287,421
Total liabilities from financing activities	<u>P 19,938,049</u>	<u>(P1,914,780)</u>	<u>P1,229,117</u>	<u>P19,252,386</u>



	January 1, 2022	Net cash flows	Noncash changes	December 31, 2022
Term loans (Note 19)	₱20,255,857	(₱2,548,036)	₱20,496	₱17,728,317
Lease liabilities (Note 33)	633,399	(226,503)	257,777	664,673
Interest payable (Note 18)	262,445	(1,135,848)	1,086,560	213,157
Dividends payable (Note 18)	44,481	–	–	44,481
Deposits for future subscription (Note 18)	1,360,416	–	(72,995)	1,287,421
<b>Total liabilities from financing activities</b>	<b>₱22,556,598</b>	<b>(₱3,910,387)</b>	<b>₱1,291,838</b>	<b>₱ 19,938,049</b>

	January 1, 2021	Net cash flows	Noncash changes	December 31, 2021
Term loans (Note 19)	₱21,487,254	(₱1,261,535)	₱30,138	₱20,255,857
Lease liabilities (Note 33)	946,322	(284,948)	(27,975)	633,399
Interest payable (Note 18)	239,139	(1,116,002)	1,139,308	262,445
Dividends payable (Note 18)	44,481	–	–	44,481
Deposits for future subscription (Note 18)	1,360,416	–	–	1,360,416
<b>Total liabilities from financing activities</b>	<b>₱24,077,612</b>	<b>(₱2,662,485)</b>	<b>₱1,141,471</b>	<b>₱22,556,598</b>

Noncash changes include effect of accrual of dividends and interests, amortization of debt issue costs and the accretion of interest on finance leases.

### 38. Contingent Liabilities and Other Matters

- a. In relation to the consolidation of Sky Cable and Home Cable in 2004, a competitor television broadcasting company (complainant) filed a case before the NTC for unlawful merger and unlawful cross-ownership and common control and operations of telecommunications companies and cable companies with a prayer for cease-and-desist order. As at April 11, 2024, the hearing of this case is ongoing before the NTC. Management believes that the case filed by the complainant is without legal basis and would not have a material impact on the consolidated financial statements.
- b. The Group is also subject to periodic examinations by tax authorities and has other legal cases in the ordinary course of business, which are pending in courts or under protest. In consultation with its legal counsel, management believes that the outcome of these examinations and cases are not material to affect the Group's financial position and financial performance.

Disclosure of additional details beyond the present disclosures may seriously prejudice the Group's position. Thus, as allowed by PAS 37, *Provisions, Contingent Liabilities and Contingent Assets*, only general descriptions were provided.

### 39. Events After Reporting Period

- a. In February 2024, the Group completed the sale of certain land and building located in Quezon City for ₱485 million. These assets are classified as Noncurrent Assets Held for Sale as of December 31, 2023 (see Note 32).



- b. The Parent Company has inked a deal with GMA Network to extend its simulcast for “It’s Showtime”, the Parent Company’s noontime show, to the latter’s main channel beginning on April 6, 2024.



## **INDEPENDENT AUDITOR'S REPORT ON SUPPLEMENTARY SCHEDULES**

The Board of Directors and Stockholders  
ABS-CBN Corporation  
ABS-CBN Broadcast Center  
Sgt. Esguerra Ave. corner Mother Ignacia Street  
Quezon City

We have audited in accordance with Philippine Standards on Auditing, the consolidated financial statements of ABS-CBN Corporation and its subsidiaries (the Group) as at December 31, 2023 and 2022 and for each of the three years in the period ended December 31, 2023, and have issued our report thereon dated April 11, 2024. Our audits were made for the purpose of forming an opinion on the basic consolidated financial statements taken as a whole. The schedules listed in the Index to the Supplementary Schedules are the responsibility of the Group's management. These schedules are presented for the purpose of complying with the Revised Securities Regulation Code Rule 68, and are not part of the basic consolidated financial statements. These schedules have been subjected to the auditing procedures applied in the audit of the basic consolidated financial statements and, in our opinion, fairly state, in all material respects, the information required to be set forth therein in relation to the basic consolidated financial statements taken as a whole.

SYCIP GORRES VELAYO & CO.



Djole S. Garcia

Partner

CPA Certificate No. 0097907

Tax Identification No. 201-960-347

BOA/PRC Reg. No. 0001, August 25, 2021, valid until April 15, 2024

BIR Accreditation No. 08-001998-102-2021, September 16, 2021, valid until September 15, 2024

PTR No. 10079941, January 5, 2024, Makati City

April 11, 2024



## **INDEPENDENT AUDITOR'S REPORT ON COMPONENTS OF FINANCIAL SOUNDNESS INDICATORS**

The Board of Directors and Stockholders  
ABS-CBN Corporation  
ABS-CBN Broadcast Center  
Sgt. Esguerra Ave. corner Mother Ignacia Street  
Quezon City

We have audited in accordance with Philippine Standards on Auditing, the consolidated financial statements of ABS-CBN Corporation and its subsidiaries (the Group) as at December 31, 2023 and 2022 and for each of the three years in the period ended December 31, 2023, and have issued our report thereon dated April 11, 2024. Our audits were made for the purpose of forming an opinion on the basic consolidated financial statements taken as a whole. The Supplementary Schedule on Financial Soundness Indicators, including their definitions, formulas, calculation, and their appropriateness or usefulness to the intended users, are the responsibility of the Group's management. These financial soundness indicators are not measures of operating performance defined by Philippine Financial Reporting Standards (PFRSs) and may not be comparable to similarly titled measures presented by other companies. This schedule is presented for the purpose of complying with the Revised Securities Regulation Code Rule 68 issued by the Securities and Exchange Commission, and is not a required part of the basic consolidated financial statements prepared in accordance with PFRSs. The components of these financial soundness indicators have been traced to the Group's consolidated financial statements as at December 31, 2023 and 2022 and for each of the three years in the period ended December 31, 2023 and no material exceptions were noted.

SYCIP GORRES VELAYO & CO.



Djole S. Garcia

Partner

CPA Certificate No. 0097907

Tax Identification No. 201-960-347

BOA/PRC Reg. No. 0001, August 25, 2021, valid until April 15, 2024

BIR Accreditation No. 08-001998-102-2021, September 16, 2021, valid until September 15, 2024

PTR No. 10079941, January 5, 2024, Makati City

April 11, 2024



## **ABS-CBN CORPORATION AND SUBSIDIARIES**

### **INDEX TO THE SUPPLEMENTARY SCHEDULES**

---

- Annex A: Reconciliation of Retained Earnings Available for Dividend Declaration
- Annex B: Map Showing the Relationships Between and Among the Group and its Ultimate Parent Company, Middle Parent, Subsidiaries or Co-subsidiaries, Associates, Wherever Located or Registered
- Annex C: Supplementary Schedules Required by Annex 68-J

<b>Schedule</b>	<b>Contents</b>
A	Financial Assets
B	Amounts Receivable from Directors, Officers, Employees, Related Parties, and Principal Stockholders (Other than Related parties)
C	Amounts Receivable from Related Parties which are Eliminated during the Consolidation of Financial Statements
D	Long-Term Debt
E	Indebtedness to Related Parties
F	Guarantees of Securities of Other Issuers
G	Capital Stock



ABS-CBN CORPORATION and SUBSIDIARIES  
Schedule A. Financial Assets  
December 31, 2023

Name of Issuing Entity and Description of Each Issue	Number of Shares or Principal Amount of Bonds and Notes	Amount Shown in the Balance Sheet	Value Based on Market Quotations at end of reporting period	Income received & accrued
<b>Loans and Receivables :</b>				
<i>(Amounts in Thousands)</i>				
<i>Cash and Cash Equivalents</i>				
Cash on hand and in banks		₱ 1,384,475	₱ 1,384,475	₱
Cash equivalents		19,052	19,052	
Short-term investments		10,701	10,701	
<i>Income received &amp; accrued</i>				12,721
<b>Subtotal</b>		<b>1,414,228</b>	<b>1,414,228</b>	<b>12,721</b>
<i>Trade and other receivables (excluding advances to suppliers)</i>				
Airtime		2,803,802	2,803,802	-
Subscriptions		2,613,340	2,613,340	-
Others		1,071,735	1,071,735	-
Advances to employees and talents		986,596	986,596	-
Due from related parties (see Note 23)		165,462	165,462	-
Others		1,327,599	1,327,599	-
Allowance for doubtful accounts		(2,824,685)	(2,824,685)	-
<b>Subtotal</b>		<b>6,143,849</b>	<b>6,143,849</b>	-
<i>Deposits</i>		290,993	290,993	-
<i>Financial Assets at Fair Value through Other Comprehensive Income</i>		67,333	67,333	-
<b>Total</b>	-	<b>₱ 7,916,403</b>	<b>₱ 7,916,403</b>	<b>₱ 12,721</b>

**ABS-CBN CORPORATION and SUBSIDIARIES**

**Schedule B. Amounts Receivable from Directors, Officers, Employees, Related Parties and Principal Stockholders (Other than Affiliates)**

**December 31, 2023**

Name and Designation of debtor	Balance at beginning of period	Additions	Deductions		Current	Not current	Balance at end of period
			Amounts collected	Amounts written off			

**NONE**

*Note: Receivables from officers and employees are within the ordinary course of business.*



**ABS-CBN CORPORATION and SUBSIDIARIES**

**Schedule C.1 Amounts Receivable from Related Parties which are eliminated during Consolidation of Financial Statements**

**December 31, 2023**

Name and Designation of debtor	DEDUCTIONS					Current	Balance at end of Period
	Balance at beginning of period	Additions	Amounts Collected	Amounts Written Off			
<i>(Amounts in Thousands)</i>							
ABS-CBN CORPORATION	₱ 14,810,513	₱ 5,146,333	₱ (7,021,578)	₱ -	₱ 12,935,268	₱ 12,935,268	
ABS-CBN FILM PRODUCTIONS, INC.	591,558	1,131,512	(747,560)	-	975,510	975,510	
ABS-CBN GLOBAL CARGO CORPORATION	14	-	-	-	14	14	
ABS-CBN GLOBAL LTD.	5,293,860	1,475,136	(1,490,392)	-	5,278,604	5,278,604	
ABS-CBN INTEGRATED AND STRATEGIC PROPERTY HOLDINGS, INC.	4,581	546,211	(492,319)	-	58,473	58,473	
ABS-CBN SHARED SERVICE CENTER PTE. LTD. - ROHQ	576,617	1,715,146	(1,580,106)	-	711,657	711,657	
ABS-CBN STUDIOS, INC.	-	70,667	(70,667)	-	-	-	
ABS-CBN THEME PARKS AND RESORTS HOLDINGS, INC.	13,595	-	-	-	13,595	13,595	
ABS-CBN THEMED EXPERIENCES, INC.	177	119	(109)	-	187	187	
CINESCREEN, INC.	-	185,068	(185,068)	-	-	-	
CREATIVE PROGRAMS, INC.	594,637	560,039	(521,354)	-	633,322	633,322	
ICONNECT CONVERGENCE, INC.	255,059	271,792	(153,570)	-	373,281	373,281	
ROSETTA HOLDINGS CORPORATION	76,683	779,507	(798,413)	-	57,777	57,777	
SAPIENTIS HOLDINGS CORPORATION	218,718	(155,779)	-	-	62,939	62,939	
SARIMANOK NEWS NETWORK, INC.	577,774	1,400,993	(1,352,233)	-	626,534	626,534	
SKY CABLE CORPORATION	127,650	2,881,193	(2,935,003)	-	73,840	73,840	
SKY VISION CORPORATION	89,186	6,496	-	-	95,682	95,682	
THE BIG DIPPER DIGITAL CONTENT & DESIGN, INC.	4,588,540	(2,093,600)	(224,985)	-	2,269,955	2,269,955	
TV FOOD CHEFS, INC.	620	273	(248)	-	645	645	
	₱ 27,819,782	₱ 13,921,106	₱ (17,573,605)	₱ -	₱ 24,167,283	₱ 24,167,283	

ABS-CBN CORPORATION and SUBSIDIARIES

Schedule C.2 Amounts Payable from Related Parties which are eliminated during Consolidation of Financial Statements

December 31, 2023

Name and Designation of creditor	DEDUCTIONS						Balance at end of Period
	Balance at beginning of period	Additions	Amounts Paid	Amounts Written Off	Current	Non Current	
<i>(Amounts in Thousands)</i>							
ABS-CBN STUDIOS, INC.	₱ (1,009,514)	₱ (300,491)	₱ 108,243	₱ -	₱ (1,201,762)	₱ -	₱ (1,201,762)
ABS-CBN CENTER FOR COMMUNICATION ARTS, INC	(8,793)	-	-	-	(8,793)	-	(8,793)
ABS-CBN CORPORATION	(10,331,025)	(19,642,735)	21,563,116	-	(8,410,644)	-	(8,410,644)
ABS-CBN FILM PRODUCTIONS, INC.	(98,207)	(1,080,351)	1,079,540	-	(99,018)	-	(99,018)
ABS-CBN GLOBAL CARGO CORPORATION	(2,374)	-	-	-	(2,374)	-	(2,374)
ABS-CBN GLOBAL LTD.	(717,790)	(4,230,758)	4,034,426	-	(914,122)	-	(914,122)
ABS-CBN INTEGRATED AND STRATEGIC PROPERTY HOLDINGS. INC.	(17,811)	(524,604)	541,733	-	(682)	-	(682)
ABS-CBN SHARED SERVICE CENTER PTE. LTD. - ROHQ	(2,811)	(4,045,999)	4,044,608	-	(4,202)	-	(4,202)
ABS-CBN THEME PARKS AND RESORTS HOLDINGS, INC.	(1,558,291)	244,270	1,571	-	(1,312,450)	-	(1,312,450)
ABS-CBN THEMED EXPERIENCES, INC.	(328,200)	597	251	-	(327,352)	-	(327,352)
CAPTAN SERVICES	(49,138)	(241)	-	-	(49,379)	-	(49,379)
CINESCREEN, INC.	(57,462)	(212,347)	215,012	-	(54,797)	-	(54,797)
CREATIVE PROGRAMS, INC.	(397,997)	(771,331)	834,032	-	(335,296)	-	(335,296)
GRASSFED CORPORATION	-	-	-	-	-	-	-
ICONNECT CONVERGENCE, INC.	(167,637)	(897,284)	847,541	-	(217,380)	-	(217,380)
PANAY MARINE, LTD.	(926,961)	926,961	-	-	-	-	-
PROFESSIONAL SERVICES FOR TELEVISION & RADIO, INC.	(5,016)	-	-	-	(5,016)	-	(5,016)
ROSETTA HOLDINGS CORPORATION	(1,490,400)	516,074	251,266	-	(723,060)	-	(723,060)
SAPIENTIS HOLDINGS CORPORATION	(5,857,680)	(3,034,563)	-	-	(8,892,243)	-	(8,892,243)
SARIMANOK NEWS NETWORK, INC.	(21,286)	(1,873,536)	1,873,340	-	(21,482)	-	(21,482)
SKY CABLE CORPORATION	(703,343)	(8,945,386)	8,901,786	-	(746,943)	-	(746,943)
SKY VISION CORPORATION	(62,882)	-	-	-	(62,882)	-	(62,882)
THE BIG DIPPER DIGITAL CONTENT & DESIGN, INC.	(257,315)	(692,978)	596,934	-	(353,359)	-	(353,359)
THE CHOSEN BUN, INC.	(40,314)	(71,560)	71,560	-	(40,314)	-	(40,314)
TV FOOD CHEFS, INC.	(6,226)	(411)	167	-	(6,470)	-	(6,470)
	₱ (24,118,473)	₱ (44,636,673)	₱ 44,965,126	₱ -	₱ (23,790,020)	₱ -	₱ (23,790,020)

ABS-CBN CORPORATION and SUBSIDIARIES  
Schedule D. Intangible Assets - Other Assets  
December 31, 2023

Description	Beginning balance	Additions at cost	Deductions			Ending balance
			Charged to Cost and Expenses	Charged to other accounts (Disposal)	Other changes additions (deductions)	
<i>(Amounts in Thousands)</i>						
Goodwill	₱ 4,767,479	₱ -	₱ (4,491,817)	₱ -	₱ (1,904)	₱ 273,758
Program Rights	1,432,821	462,631	(744,825)	-	-	1,150,627
Movie In- Process and Filmed Entertainment	1,032,304	43,413	(214,289)	-	-	861,428
Story, Video and Publication and Record Master	108,030	144,763	(4,139)	-	-	248,654
Trademarks	1,037,665	-	(1,037,665)	-	-	-
Customer Relationships	353,645	-	(353,645)	-	-	-
Cable Channels - CPI	192,224	-	(40,600)	-	-	151,624
Production and Distribution Business - Middle East	2,777	-	(466)	-	-	2,311
Business Process Re-engineering	545,800	72,636	(618,436)	-	-	-
Digital Platform and IP Block	37,807	-	(19,620)	-	-	18,187
<b>Total</b>	<b>₱ 9,510,552</b>	<b>₱ 723,443</b>	<b>₱ (7,525,502)</b>	<b>₱ -</b>	<b>₱ (1,904)</b>	<b>₱ 2,706,589</b>

*Note: Charge to other accounts and other changes represent effect of business combination*

ABS-CBN CORPORATION and SUBSIDIARIES

Schedule E. Long-Term Debt

December 31, 2023

Title of Issue and type of obligation	Amount of authorized indenture	Amount shown under caption "Current portion of long-term debt" in related balance sheet	Amount shown under caption "Long term debt" in related balance sheet
<i>(Amounts in Thousands)</i>			
Parent Company	₱ 12,658,069	₱ 12,658,069	₱ -
Sky Cable	4,531,721	4,531,721	-
Term Loans : Loan Agreement	17,189,790	17,189,790	-
<b>Total</b>	₱ <b>17,189,790</b>	₱ <b>17,189,790</b>	₱ -

*Note: Lifted from Conso FS: Details as to interest rates, amounts or number of periodic installments and maturity dates*

**ABS-CBN CORPORATION and SUBSIDIARIES**  
**Schedule F. Indebtedness to Related Parties**  
**December 31, 2023**

<b>Name of Related Parties</b>	<b>Balance at beginning of period</b>	<b>Balance at end of period</b>
--------------------------------	---------------------------------------	---------------------------------

<b>NOT APPLICABLE</b>
-----------------------

ABS-CBN CORPORATION and SUBSIDIARIES  
Schedule G. Guarantees of Securities of Other Issuers  
December 31, 2023

Name of issuing entity of securities guaranteed by the company for which this statement is filed	Title of issue of each class of securities guaranteed	Total amount guaranteed and outstanding	Amount owned by person for which statement is filed	Nature of guarantee
--------------------------------------------------------------------------------------------------	-------------------------------------------------------	-----------------------------------------	-----------------------------------------------------	---------------------

<b>NONE</b>
-------------

**ABS-CBN CORPORATION and SUBSIDIARIES**

**Schedule H. Capital Stock**

**December 31, 2023**

Title of Issue	Number of shares authorized	Number of shares issued and outstanding as shown under related balance sheet caption	Number of shares reserved for options, warrants, conversion and other rights	Number of shares held by related parties	Directors, officers and employees	Others
Common Shares - ₱1.0 Par value	1,300,000,000	899,848,111	-	648,721,333	10,499,313	240,627,465
Preferred Shares - ₱0.2 Par value	1,000,000,000	1,000,000,000	-	987,130,246	234,911	12,634,843

*\* Net of Philippine depository receipts*

**ABS-CBN CORPORATION**  
**SUPPLEMENTARY SCHEDULE OF RETAINED EARNINGS**  
**AVAILABLE FOR DIVIDEND DECLARATION**

**December 31, 2023**

Amounts in Thousands

	<b>2023</b>
Unappropriated retained earnings, beginning	(3,948,618)
Adjustment:	
Remeasurement loss on defined benefit plan from previous years	
Deferred tax assets, beginning	
Treasury shares	(544,168)
<b>Retained earnings, beginning, as adjusted to amount available</b>	
for dividend declaration, beginning	(4,492,786)
Add: Net loss actually realized during the year	(1,705,009)
Net income during the year closed to retained earnings	
Add (deduct):	
Unrealized foreign exchange gain - net of effects of cash and cash equivalent	60,509
Movement of recognized deferred tax assets for the year	
<b>Net loss actually realized during the year</b>	(1,644,500)
less: dividend declared during the year	-
<b>Retained earnings available for dividend declaration, end</b>	<b>₱ (6,137,286)</b>





ABS-CBN CORPORATION AND SUBSIDIARIES

V. Financial Ratios

December 31, 2023

RATIOS	FORMULA	12/31/2023	12/31/2022	31-Dec-23	31-Dec-22
		In Php ('000s)	In Php ('000s)		
<b>Current ratio</b>	Current Assets	13,270,540	12,322,222	0.41	0.82
	Current Liabilities	32,569,242	15,000,236		
<b>Debt-to-equity ratio</b>	Interest-bearing loans and borrowings	17,189,790	17,728,317	1.86	1.55
	Total Stockholders' Equity	9,231,646	11,422,404		
<b>Net Debt-to-equity ratio</b>	Interest-bearing loans and borrowings less Cash and Cash equivalent	15,786,262	15,791,465	1.71	1.38
	Total Stockholders' Equity	9,231,646	11,422,404		
<b>Asset-to-equity ratio</b>	Total Assets	53,103,037	49,953,557	5.75	4.37
	Total Stockholders' Equity	9,231,646	11,422,404		
<b>Interest rate coverage ratio</b>	EBIT	(11,491,409)	(1,174,644)	-10.44	-1.05
	Interest Expense	1,100,720	1,122,382		
<b>Return on Equity</b>	Net Income	-12,834,638	(2,635,948)	-139.03%	-23.08%
	Total Stockholders' Equity	9,231,646	11,422,404		
<b>Return on Assets</b>	Net Income	-12,834,638	(2,635,948)	-24.17%	-5.28%
	Total Assets	53,103,037	49,953,557		
<b>Profitability ratios</b>					
Gross Profit Margin	Gross Profit	3,655,785	2,985,550	19.75%	16.09%
	Net Revenue	18,510,784	18,552,405		
Net Income Margin	Net Income	-12,834,638	(2,635,948)	-69.34%	-14.21%
	Net Revenue	18,510,784	18,552,405		

# ABS-CBN CORPORATION

## STATEMENT OF MANAGEMENT'S RESPONSIBILITY FOR FINANCIAL STATEMENTS


The management of **ABS-CBN Corporation** is responsible for the preparation and fair presentation of the financial statements including the schedules attached therein, for the years ended December 31, 2023 and 2022, in accordance with the prescribed financial reporting framework indicated therein, and for such internal control as management determines is necessary to enable the preparation of financial statements that are free from material misstatement, whether due to fraud or error.


In preparing the financial statements, management is responsible for assessing the Group's ability to continue as a going concern, disclosing, as applicable matters related to going concern and using the going concern basis of accounting unless management either intends to liquidate the Company or to cease operations, or has no realistic alternative but to do so.


The Board of Directors is responsible for overseeing the Company's financial reporting process.

The Board of Directors reviews and approves the financial statements including the schedules attached therein, and submits the same to the stockholders or members.

SyCip Gorres Velayo & Co., the independent auditor appointed by the stockholders, has audited the financial statements of the Company in accordance with the Philippine Standards on Auditing, and in its report to the stockholders or members, has expressed its opinion on the fairness of presentation upon completion of such audit.

  
Martin L. Lopez  
Chairman of the Board


  
Carlo L. Katigbak  
President and Chief Executive Officer


  
Ricardo B. Tan, Jr.  
Group Chief Financial Officer

Signed this **APR 15 2024** day of **APRIL** 2024

SUBSCRIBED AND SWORN to me before this 15 day of APR 2024, 2024. Affiants exhibiting to me their Passports, as follows:

<u>NAMES</u>	<u>PASSPORT NO.</u>	<u>DATE OF EXPIRY</u>	<u>PLACE OF ISSUE</u>
Martin L. Lopez	P9450479A	11/6/2028	DFA, Manila
Carlo L. Katigbak	P5367822B	7/27/2030	DFA, Manila
Ricardo B. Tan, Jr.	P7898714B	10/17/2031	DFA, Manila



  
ATHENA LOUISE P. ERANDIO  
Commission No. 178  
Notary Public for Quezon City  
Until December 31, 2024  
4/F, ELJ Communications Center  
Eugenio Lopez Drive, Quezon City  
Roll No. 64810  
PTR No. 5567485D/01.10.2024/Quezon City  
IBP No. 402277/01.05.2024/Quezon City  
MCLE Compliance No. VII-0010151/Valid until April 14, 2025




# ABS-CBN CORPORATION


## STATEMENT OF MANAGEMENT'S RESPONSIBILITY FOR ANNUAL INCOME TAX RETURN

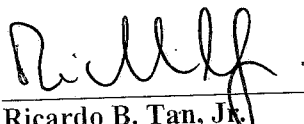
The Management of **ABS-CBN Corporation** is responsible for all information and representations contained in the Annual Income Tax Return for the year ended December 31, 2023. Management is likewise responsible for all information and representations contained in the financial statements accompanying the Annual Income Tax Return covering the same reporting period. Furthermore, the Management is responsible for all information and representations contained in all the other tax returns filed for the reporting period, including, but not limited, to the value added tax and/or percentage tax returns, withholding tax returns, documentary stamp tax returns, and any and all other tax returns.

In this regard, the Management affirms that the attached audited financial statements for the year ended December 31, 2023 and the accompanying Annual Income Tax Return are in accordance with the books and records of **ABS-CBN Corporation**, complete and correct in all material respects. Management likewise affirms that:

- (a) the Annual Income Tax Return has been prepared in accordance with the provisions of the National Internal Revenue Code, as amended, and pertinent tax regulations and other issuances of the Department of Finance and the Bureau of Internal Revenue;
- (b) any disparity of figures in the submitted reports arising from the preparation of financial statements pursuant to financial accounting standards and the preparation of the income tax return pursuant to tax accounting rules has been reported as reconciling items and maintained in the company's books and records in accordance with the requirements of Revenue Regulations No. 8-2007 and other relevant issuances;
- (c) **ABS-CBN Corporation** has filed all applicable tax returns, reports and statements required to be filed under Philippine tax laws for the reporting period, and all taxes and other impositions shown thereon to be due and payable have been paid for the reporting period, except those contested in good faith.

  
\_\_\_\_\_  
**Martin L. Lopez**  
Chairman of the Board


  
\_\_\_\_\_  
**Carlo L. Katigbak**  
President and Chief Executive Officer

  
\_\_\_\_\_  
**Ricardo B. Tan, Jr.**  
Group Chief Financial Officer

Signed this APR 15 2024 day of APRIL, 2024

SUBSCRIBED AND SWORN to me before this APR 15 2024 day of 2024, 2024. Affiants exhibiting to me their Passports, as follows:

<u>NAMES</u>	<u>PASSPORT NO.</u>	<u>DATE OF EXPIRY</u>	<u>PLACE OF ISSUE</u>
Martin L. Lopez	P9450479A	11/6/2028	DFA, Manila
Carlo L. Katigbak	P5367822B	7/27/2030	DFA, Manila
Ricardo B. Tan, Jr.	P7898714B	10/17/2031	DFA, Manila



  
ATHENA LOUISE BRANDIO  
Commission No. 178

Notary Public for Quezon City  
Until December 31, 2024  
4/F, ELJ Communications Center  
Eugenio Lopez Drive, Quezon City  
Roll No. 64810  
PTR No. 5567485D/01.10.2024/Quezon City  
IBP No. 402277/01.05.2024/Quezon City  
MCLE Compliance No. VII-0010151/Valid until April 14, 2025

## Your BIR AFS eSubmission uploads were received

eafs@bir.gov.ph <eafs@bir.gov.ph>

Mon 4/15/2024 4:44 PM

To: Tax Accounting <Tax\_Accounting@ABS-CBN.COM>

Cc: Tax Accounting <Tax\_Accounting@ABS-CBN.COM>

**CAUTION:** This email originated from outside of the organization. Do not click links or open attachments unless you recognize the sender and know the content is safe.

Hi ABS-CBN CORPORATION,

### Valid files

- EAFS000406761AFSTY122023.pdf
- EAFS000406761ITRTY122023.pdf

### Invalid file

- <None>

Transaction Code: **AFS-0-9KAFD8AB0H889D5EPYR1RQX40G7E8JF7**

Submission Date/Time: **Apr 15, 2024 04:43 PM**

Company TIN: **000-406-761**

Please be reminded that you accepted the terms and conditions for the use of this portal and expressly agree, warrant and certify that:

- The submitted forms, documents and attachments are complete, truthful and correct based on the personal knowledge and the same are from authentic records;
- The submission is without prejudice to the right of the BIR to require additional document, if any, for completion and verification purposes;
- The hard copies of the documents submitted through this facility shall be submitted when required by the BIR in the event of audit/investigation and/or for any other legal purpose.

This is a system-generated e-mail. Please do not reply.





## **INDEPENDENT AUDITOR'S REPORT**

The Board of Directors and Stockholders  
ABS-CBN Corporation  
ABS-CBN Broadcasting Centre Sgt. Esguerra Avenue  
corner Mother Ignacia Street Quezon City

### **Report on the Audit of the Parent Company Financial Statements**

#### **Opinion**

We have audited the accompanying Parent Company financial statements of ABS-CBN Corporation (the "Parent Company"), which comprise the Parent Company statements of financial position as at December 31, 2023 and 2022, and the Parent Company statements of income, Parent Company statements of comprehensive income, Parent Company statements of changes in equity and Parent Company statements of cash flows for the years then ended, and notes to the Parent Company financial statements, including material accounting policy information.

In our opinion, the accompanying Parent Company financial statements present fairly, in all material respects, the financial position of the Parent Company as at December 31, 2023 and 2022, and its financial performance and its cash flows for the years then ended in accordance with Philippine Financial Reporting Standards (PFRSS).

#### **Basis for Opinion**

We conducted our audits in accordance with Philippine Standards on Auditing (PSAs). Our responsibilities under those standards are further described in the *Auditor's Responsibilities for the Audit of the Parent Company Financial Statements* section of our report. We are independent of the Company in accordance with the Code of Ethics for Professional Accountants in the Philippines (Code of Ethics) together with the ethical requirements that are relevant to our audit of the Parent Company financial statements in the Philippines, and we have fulfilled our other ethical responsibilities in accordance with these requirements and the Code of Ethics. We believe that the audit evidence we have obtained is sufficient and appropriate to provide a basis for our opinion.

#### **Material Uncertainty Related to Going Concern**

We draw attention to Note 1 to the financial statements, which indicates that the Parent Company incurred net losses of ₱1.7 billion and ₱2.5 billion for the years ended December 31, 2023 and 2022, respectively. The Parent Company's current liabilities exceeded its current assets by ₱17.1 billion and ₱5.5 billion as of December 31, 2023 and 2022, respectively. These conditions, along with other matters as set forth in Note 1, indicate that a material uncertainty exists that may cast significant doubt on the Parent Company's ability to continue as a going concern. Our opinion is not modified in respect of this matter.



## **Responsibilities of Management and Those Charged with Governance for the Parent Company Financial Statements**

Management is responsible for the preparation and fair presentation of the Parent Company financial statements in accordance with PFRSs, and for such internal control as management determines is necessary to enable the preparation of Parent Company financial statements that are free from material misstatement, whether due to fraud or error.

In preparing the Parent Company financial statements, management is responsible for assessing the Parent Company's ability to continue as a going concern, disclosing, as applicable, matters related to going concern and using the going concern basis of accounting unless management either intends to liquidate the Parent Company or to cease operations, or has no realistic alternative but to do so.

Those charged with governance are responsible for overseeing the Parent Company's financial reporting process.

## **Auditor's Responsibilities for the Audit of the Parent Company Financial Statements**

Our objectives are to obtain reasonable assurance about whether the Parent Company financial statements as a whole are free from material misstatement, whether due to fraud or error, and to issue an auditor's report that includes our opinion. Reasonable assurance is a high level of assurance, but is not a guarantee that an audit conducted in accordance with PSAs will always detect a material misstatement when it exists. Misstatements can arise from fraud or error and are considered material if, individually or in the aggregate, they could reasonably be expected to influence the economic decisions of users taken on the basis of these Parent Company financial statements.

As part of an audit in accordance with PSAs, we exercise professional judgment and maintain professional skepticism throughout the audit. We also:

- Identify and assess the risks of material misstatement of the Parent Company financial statements, whether due to fraud or error, design and perform audit procedures responsive to those risks, and obtain audit evidence that is sufficient and appropriate to provide a basis for our opinion. The risk of not detecting a material misstatement resulting from fraud is higher than for one resulting from error, as fraud may involve collusion, forgery, intentional omissions, misrepresentations, or the override of internal control.
- Obtain an understanding of internal control relevant to the audit in order to design audit procedures that are appropriate in the circumstances, but not for the purpose of expressing an opinion on the effectiveness of the Parent Company's internal control.
- Evaluate the appropriateness of accounting policies used and the reasonableness of accounting estimates and related disclosures made by management.
- Conclude on the appropriateness of management's use of the going concern basis of accounting and, based on the audit evidence obtained, whether a material uncertainty exists related to events or conditions that may cast significant doubt on the Parent Company's ability to continue as a going concern. If we conclude that a material uncertainty exists, we are required to draw attention in our



auditor's report to the related disclosures in the Parent Company financial statements or, if such disclosures are inadequate, to modify our opinion. Our conclusions are based on the audit evidence obtained up to the date of our auditor's report. However, future events or conditions may cause the Parent Company to cease to continue as a going concern.

- Evaluate the overall presentation, structure and content of the Parent Company financial statements, including the disclosures, and whether the Parent Company financial statements represent the underlying transactions and events in a manner that achieves fair presentation.

We communicate with those charged with governance regarding, among other matters, the planned scope and timing of the audit and significant audit findings, including any significant deficiencies in internal control that we identify during our audit.

### **Report on the Supplementary Information Required Under Revenue Regulations 15-2010**

Our audits were conducted for the purpose of forming an opinion on the basic parent company financial statements taken as a whole. The supplementary information required under Revenue Regulations 15-2010 in Note 35 to the Parent Company financial statements is presented for purposes of filing with the Bureau of Internal Revenue and is not a required part of the basic parent company financial statements. Such information is the responsibility of the management of the Parent Company. The information has been subjected to the auditing procedures applied in our audit of the basic parent company financial statements. In our opinion, the information is fairly stated, in all material respects, in relation to the basic parent company financial statements taken as a whole.

The engagement partner on the audit resulting in this independent auditor's report is Djole S. Garcia.

SYCIP GORRES VELAYO & CO.



Djole S. Garcia

Partner

CPA Certificate No. 0097907

Tax Identification No. 201-960-347

BOA/PRC Reg. No. 0001, August 25, 2021, valid until April 15, 2024

BIR Accreditation No. 08-001998-102-2021, September 16, 2021, valid until September 15, 2024

PTR No. 10079941, January 5, 2024, Makati City

April 11, 2024



**ABS-CBN CORPORATION****PARENT COMPANY STATEMENTS OF FINANCIAL POSITION**

(Amounts in Thousands)

	December 31	
	2023	2022
<b>ASSETS</b>		
<b>Current Assets</b>		
Cash (Note 4)	₱114,368	₱144,009
Trade and other receivables (Notes 5 and 19)	7,394,717	7,843,885
Inventories (Note 6)	147,658	266,120
Program rights (Note 11)	319,454	376,310
Other current assets (Note 7)	1,155,698	1,497,067
	<b>9,131,895</b>	10,127,391
Noncurrent Assets Held for Sale (Note 27)	264,395	185,832
Total Current Assets	<b>9,396,290</b>	10,313,223
<b>Noncurrent Assets</b>		
Investments in and advances to subsidiaries, joint ventures and associates (Notes 8 and 19)	12,581,996	14,020,396
Property and equipment:		
At cost (Note 9)	4,421,700	5,546,813
At revalued amounts (Note 10)	12,701,666	–
Program rights - net of current portion (Note 11)	972,449	1,246,830
Financial assets at fair value through other comprehensive income (FVOCI) (Note 12)	70,049	40,454
Other noncurrent assets (Note 13)	2,012,325	1,716,819
Total Noncurrent Assets	<b>32,760,185</b>	22,571,312
<b>TOTAL ASSETS</b>	<b>₱42,156,475</b>	<b>₱32,884,535</b>

**LIABILITIES AND EQUITY****Current Liabilities**

Trade and other payables (Notes 14, 19 and 26)	₱11,906,262	₱11,812,139
Contract liabilities (Note 15)	1,862,334	2,929,001
Lease liabilities (Note 28)	10,851	11,244
Obligations for program rights (Note 17)	73,186	129,523
Interest-bearing loans and borrowings (Note 16)	12,658,069	975,679
Total Current Liabilities	<b>26,510,702</b>	15,857,586

**Noncurrent Liabilities**

Interest-bearing loans and borrowings - net of current portion (Note 16)	–	12,155,820
Lease liabilities - net of current portion (Note 28)	22,761	14,562
Deferred tax liabilities (Note 25)	3,316,295	214,148
Obligation for program rights - net of current portion (Note 17)	–	45,053
Accrued pension obligation and other employee benefits (Note 26)	3,837,349	3,745,652
Total Noncurrent Liabilities	<b>7,176,405</b>	16,175,235
Total Liabilities	<b>₱33,687,107</b>	<b>₱32,032,821</b>

(Forward)



	<b>December 31</b>	
	<b>2023</b>	<b>2022</b>
<b>Equity</b> (Note 18)		
Capital stock	<b>₱1,099,848</b>	₱1,099,807
Additional paid-in capital	<b>4,165,926</b>	4,165,967
Fair value reserves on financial assets at FVOCI (Note 12)	<b>108,585</b>	78,990
Revaluation increment - net	<b>9,306,439</b>	-
Share-based payment	<b>(15)</b>	(264)
Deficit	<b>(5,667,247)</b>	(3,948,618)
Treasury shares and Philippine depository receipts (PDRs) convertible to common shares	<b>(544,168)</b>	(544,168)
<b>Total Equity</b>	<b>8,469,368</b>	851,714
<b>TOTAL LIABILITIES AND EQUITY</b>	<b>₱42,156,475</b>	₱32,884,535

*See accompanying Notes to Parent Company Financial Statements.*



**ABS-CBN CORPORATION**  
**PARENT COMPANY STATEMENTS OF INCOME**  
(Amounts in Thousands)

	<b>Years Ended December 31</b>	
	<b>2023</b>	<b>2022</b>
<b>REVENUE</b> (Notes 19 and 20)	<b>₱8,506,496</b>	₱7,112,399
<b>PRODUCTION COSTS</b> (Notes 11, 19, 21, 26 and 28)	<b>(7,099,848)</b>	(7,381,715)
<b>COST OF SERVICES</b> (Note 22)	<b>(29,924)</b>	(7,279)
<b>COST OF SALES</b> (Notes 6 and 22)	<b>(83,784)</b>	(114,423)
<b>GROSS PROFIT (LOSS)</b>	<b>1,292,940</b>	(391,018)
<b>GENERAL AND ADMINISTRATIVE EXPENSES</b> (Notes 19, 23, 26 and 27)	<b>(3,925,723)</b>	(4,489,787)
<b>LOSS BEFORE IMPAIRMENT LOSS</b>	<b>(2,632,783)</b>	(4,880,805)
<b>IMPAIRMENT LOSSES</b> (Notes 5, 8, 9 and 13)	<b>(2,129,161)</b>	(106,069)
<b>OPERATING LOSS</b>	<b>(4,761,944)</b>	(4,986,874)
<b>FINANCE COSTS</b> (Notes 16 and 24)	<b>(763,023)</b>	(847,200)
<b>INTEREST INCOME</b> (Notes 4, 19 and 24)	<b>57,952</b>	47,814
<b>FOREIGN EXCHANGE GAINS (LOSSES) - NET</b>	<b>49,473</b>	(1,095,942)
<b>OTHER INCOME - NET</b> (Notes 18, 23 and 26)	<b>3,764,672</b>	4,382,358
<b>LOSS BEFORE INCOME TAX</b>	<b>(1,652,870)</b>	(2,499,844)
<b>PROVISION FOR INCOME TAX</b> (Note 25)	<b>52,139</b>	31,944
<b>NET LOSS</b>	<b>(₱1,705,009)</b>	(₱2,531,788)

*See accompanying Notes to Parent Company Financial Statements.*



**ABS-CBN CORPORATION****PARENT COMPANY STATEMENTS OF COMPREHENSIVE INCOME**

(Amounts in Thousands)

	Years Ended December 31	
	2023	2022
<b>NET LOSS</b>	<b>(₱1,705,009)</b>	<b>(₱2,531,788)</b>
<b>OTHER COMPREHENSIVE INCOME (LOSS)</b>		
Other comprehensive income (loss) not to be reclassified to profit or loss in subsequent periods:		
Remeasurement gain (loss) on defined benefit plan - net of tax (Note 26)	(13,620)	228,513
Revaluation increment - net (Note 10)	9,306,439	–
Fair value adjustments on financial assets at FVOCI - net of tax (Note 12)	29,595	9,700
	<b>9,322,414</b>	<b>238,213</b>
<b>TOTAL COMPREHENSIVE INCOME (LOSS)</b>	<b>₱7,617,405</b>	<b>(₱2,293,575)</b>

*See accompanying Notes to Parent Company Financial Statements.*

## ABS-CBN CORPORATION

### PARENT COMPANY STATEMENTS OF CHANGES IN EQUITY

FOR THE YEARS ENDED DECEMBER 31, 2023 AND 2022

(Amounts in Thousands)

	Capital Stock (Note 18)		Additional Paid-in Capital	Share-based Payment	Fair Value Reserves on Financial Assets At FVOCI (Note 12)	Revaluation increment on Property	Remeasurement Loss on Defined Benefit Plan - Net (Note 26)	Retained Earnings (Note 18)		Treasury Shares and PDRs Convertible to Common Shares (Note 18)	Total
	Common	Preferred						Appropriated	Unappropriated		
<b>At January 1, 2023</b>	<b>₱899,807</b>	<b>₱200,000</b>	<b>₱4,165,967</b>	<b>(₱264)</b>	<b>₱78,990</b>	<b>₱-</b>	<b>₱-</b>	<b>₱-</b>	<b>(₱3,948,618)</b>	<b>(₱544,168)</b>	<b>₱851,714</b>
Net loss	-	-	-	-	-	-	-	-	(1,705,009)	-	(1,705,009)
Other comprehensive income	-	-	-	-	29,595	9,306,439	(13,620)	-	-	-	9,322,414
Total comprehensive income (loss)	-	-	-	-	29,595	9,306,439	(13,620)	-	(1,705,009)	-	7,617,405
Remeasurement loss on defined benefit plan transferred to retained earnings	-	-	-	-	-	-	13,620	-	(13,620)	-	-
Share-based payment (Note 18)	41	-	(41)	249	-	-	-	-	-	-	249
<b>At December 31, 2023</b>	<b>₱899,848</b>	<b>₱200,000</b>	<b>₱4,165,926</b>	<b>(₱15)</b>	<b>₱108,585</b>	<b>₱9,306,439</b>	<b>₱-</b>	<b>₱-</b>	<b>(₱5,667,247)</b>	<b>(₱544,168)</b>	<b>₱8,469,368</b>
<b>At January 1, 2022</b>	<b>₱872,124</b>	<b>₱200,000</b>	<b>₱4,482,565</b>	<b>₱-</b>	<b>₱75,390</b>	<b>₱-</b>	<b>₱-</b>	<b>₱</b>	<b>(₱1,651,443)</b>	<b>(₱1,638,719)</b>	<b>₱2,339,917</b>
Net loss	-	-	-	-	-	-	-	-	(2,531,788)	-	(2,531,788)
Other comprehensive income (loss)	-	-	-	-	9,700	-	228,513	-	-	-	238,213
Total comprehensive income (loss)	-	-	-	-	9,700	-	228,513	-	(2,531,788)	-	(2,293,575)
Remeasurement loss on defined benefit plan transferred to retained earnings	-	-	-	-	-	-	(228,513)	-	228,513	-	-
Sale of treasury shares (Note 18)	-	-	(594,551)	-	-	-	-	-	-	1,094,551	500,000
Transfer of fair value reserves on financial assets at FVOCI	-	-	-	-	(6,100)	-	-	-	6,100	-	-
Others (Note 18)	27,683	-	277,953	(264)	-	-	-	-	-	-	305,372
<b>Can't referAt December 31, 2022</b>	<b>₱899,807</b>	<b>₱200,000</b>	<b>₱4,165,967</b>	<b>(₱264)</b>	<b>₱78,990</b>	<b>₱-</b>	<b>₱-</b>	<b>₱-</b>	<b>(₱3,948,618)</b>	<b>(₱544,168)</b>	<b>₱851,714</b>

See accompanying Notes to Parent Company Financial Statements.





**ABS-CBN CORPORATION****PARENT COMPANY STATEMENTS OF CASH FLOWS**

(Amounts in Thousands)

	<b>Years Ended December 31</b>	
	<b>2023</b>	<b>2022</b>
<b>CASH FLOWS FROM OPERATING ACTIVITIES</b>		
Loss before income tax	<b>(₱1,652,870)</b>	<b>(₱2,499,844)</b>
Adjustments for:		
Depreciation and amortization (Notes 9, 21 and 23)	<b>681,307</b>	895,611
Interest expense (Note 24)	<b>736,536</b>	829,067
Amortization of program rights (Notes 11 and 21)	<b>409,687</b>	562,631
Unrealized foreign exchange gain	<b>60,509</b>	1,118,653
Gain on sale of property and equipment (Notes 9 and 24)	<b>(416,782)</b>	(461,744)
Impairment losses (Notes 5, 8, 9 and 13)	<b>2,129,161</b>	106,069
Gain on sale of noncurrent assets held for sale (Note 27)	<b>(58,821)</b>	(2,055,578)
Interest income (Note 24)	<b>(57,952)</b>	(47,814)
Movements in accrued pension obligation and other employee benefits (Note 26)	<b>(374,915)</b>	(334,548)
Amortization of debt issue costs (Note 24)	<b>24,252</b>	15,935
Dividend income (Note 24)	<b>(2,500,000)</b>	–
Working capital adjustments:		
Decrease (increase) in:		
Trade and other receivables	<b>449,168</b>	(154,475)
Other current assets	<b>426,956</b>	202,759
Inventories	<b>118,462</b>	104,948
Increase (decrease) in:		
Trade and other payables	<b>2,380,725</b>	1,835,362
Obligation for program rights (Note 17)	<b>(101,389)</b>	(121,002)
Contract liabilities (Note 15)	<b>(1,066,667)</b>	(171,778)
Cash generated used in operations	<b>1,187,367</b>	(175,748)
Income tax paid	<b>(137,725)</b>	(278,287)
Net cash used in operating activities	<b>1,049,642</b>	(454,035)
<b>CASH FLOWS FROM INVESTING ACTIVITIES</b>		
Additions to:		
Program rights (Notes 11)	<b>(78,450)</b>	(46,791)
Property and equipment (Note 9)	<b>(83,617)</b>	(77,584)
Investment in and advances to subsidiaries, joint ventures and associates (Note 8)	<b>(19,600)</b>	
Decrease (increase) in:		
Other noncurrent assets (Note 13)	<b>(323,997)</b>	5,838
Interest received	<b>57,383</b>	47,461
Proceeds from sale of:		
Property and equipment and noncurrent assets held for sale (Notes 9 and 27)	<b>508,182</b>	2,915,126
Sale of investment (Note 12)	–	7,000
Net cash provided by investing activities	<b>59,901</b>	2,851,050

*(Forward)*

	<b>Years Ended December 31</b>	
	<b>2023</b>	<b>2022</b>
<b>CASH FLOWS FROM FINANCING ACTIVITIES</b>		
Proceeds from:		
Sale of treasury stocks (Note 18)	P-	P500,000
Payments of:		
Interest	(758,927)	(852,146)
Long-term debt (Note 16)	(497,682)	(2,512,779)
Principal portion of lease liabilities (Note 28)	(12,943)	(13,463)
Increase in restricted cash	135,813	473,509
Net cash used in financing activities	(1,133,739)	(2,404,879)
<b>EFFECTS OF EXCHANGE RATE CHANGES ON CASH AND CASH EQUIVALENTS</b>	<b>(5,447)</b>	<b>(6,269)</b>
<b>NET DECREASE IN CASH AND CASH EQUIVALENTS</b>	<b>(29,641)</b>	<b>(14,133)</b>
<b>CASH AND CASH EQUIVALENTS AT BEGINNING OF YEAR</b>	<b>144,009</b>	<b>158,142</b>
<b>CASH AND CASH EQUIVALENTS AT END OF YEAR (Note 4)</b>	<b>P114,368</b>	<b>P144,009</b>

*See accompanying Notes to Parent Company Financial Statements.*



## **ABS-CBN CORPORATION**

### **NOTES TO PARENT COMPANY FINANCIAL STATEMENTS**

**(Amounts in Thousands Unless Otherwise Specified)**

---

#### **1. Corporate Information, Status of Operations and Authorization for Issuance of the Parent Company Financial Statements**

ABS-CBN Corporation (“ABS-CBN” or “the Company”) was incorporated in the Philippines on July 11, 1946. On July 27, 1994, the Philippine Securities and Exchange Commission (SEC) approved the extension of the corporate term of the Company for another 50 years. The Company’s core business is television and radio broadcasting. The Company is a holder of a legislative franchise to construct, install, operate and maintain, for commercial purposes and in the public interest, radio and television broadcasting stations in the Philippines. The latest franchise renewal was approved on March 30, 1995 for a period of 25 years. The Company was a holder of a legislative franchise to construct, install, operate and maintain, for commercial purposes and in the public interest, radio and television broadcasting stations in the Philippines until May 4, 2020. On July 10, 2020, the House Committee on Legislative Franchises (regular and ex-officio members) voted to adopt a resolution denying the franchise application of the Company (the “Resolution”).

The Company incurred net losses of ₱1.7 billion, ₱2.5 billion for the years ended December 31, 2023 and 2022, respectively. The Company’s current liabilities exceeded its current assets by ₱17.1 billion and ₱5.5 billion as of December 31, 2023 and 2022, respectively. Moreover, the Company is required to maintain certain financial ratios and the effectivity of the standstill provision in the Company’s Omnibus Intercreditor and Security Agreement with its lenders has been extended until December 31, 2023 (the “Long Stop Date”). With this, the Company’s interest-bearing loans have been classified as current (Refer to Note 16). Despite the current classification of the interest-bearing loans, the Company continues to service its loan obligations with its creditor banks according to the original maturity schedule. The Company is in discussions with its lenders to address the effect of the expiry of the standstill, including, but not limited to, the waiver of financial ratios for 2024 and the long-stop date, and possible options for the early settlement of the loan through sale of certain assets. These conditions indicate that a material uncertainty exists that may cast significant doubt on the Company’s ability to continue as a going concern and, therefore, the Company may not be able to realize its assets and discharge its liabilities in the normal course of business.

The Company continues to explore and pursue other business relationships with local and foreign entities to ensure the maximum exposure and monetization of its content assets. To continue to be of service to “The Filipino People”, the Company launched its Kapamilya Channel on cable TV, and subsequently, its digital streaming channel “Kapamilya Online Live” on August 2020. The Company also partnered with broadcasting companies for a wider reach by providing content. On October 2020, the Company secured a content supply agreement with Zoe Broadcasting that allowed ABS-CBN’s programs to be shown on Channel A2Z. In January 2021, some ABS-CBN shows also began airing on select time slots on TV5, and on July 2023, “It’s Showtime” started airing on GMA Network’s second free-to-air channel, GTV. These initiatives generated advertising revenue amounting to ₱6.7 billion in 2023.

In addition, the Company also began ramping up content sales and licensing of its contents to both domestic and international clients - a roster that includes TV5, GMA Network, Amazon, Netflix, Viu.

Management assessed that the Company will be able to maintain its positive cash position and settle its liabilities as they fall due within the next 12 months through management’s plans on future actions as discussed in Note 3.



Lopez Inc., a Philippine entity, has 56% economic interest in the Company, with 79% voting rights. Lopez, Inc. is the ultimate Parent Company.

The common shares of ABS-CBN were listed beginning July 8, 1992 and have been traded in the Philippine Stock Exchange (PSE) since then.

The registered office address of the Company is ABS-CBN Broadcasting Centre, Sgt. Esguerra Avenue corner Mother Ignacia Street, Quezon City.

The accompanying Parent Company's financial statements were approved and authorized for issuance by the Board of Directors (BOD) on April 11, 2024.

---

## 2. Summary of Material Accounting and Financial Reporting Policies

### Basis of Preparation

The parent company financial statements have been prepared on a historical cost basis, except for investments in equity shares and club shares which have been measured at fair value, and land under property and equipment, which have been carried at revalued amount.

The parent company financial statements are presented in Philippine peso, which is the functional and presentation currency of the Company. All values are rounded to the nearest thousands, except for number of shares, per share amounts and when otherwise indicated.

The Company also prepares and issues consolidated financial statements for the same period as the parent company financial statements presented in accordance with Philippine Financial Reporting Standards (PFRSs). The consolidated financial statements of the Company are filed with and may be obtained from the Philippine SEC.

### Statement of Compliance

The Company financial statements were prepared in compliance with PFRSs.

### Changes in Accounting Policies and Disclosures

Several amendments and interpretations apply for the first time in 2023, but do not have an impact on the Parent Company financial statements, unless otherwise indicated. The Company has not early adopted any standards, interpretations or amendments that have been issued but are not yet effective.

#### ▪ Amendments to PAS 1 and PFRS Practice Statement 2, *Disclosure of Accounting Policies*

The amendments provide guidance and examples to help entities apply materiality judgements to accounting policy disclosures. The amendments aim to help entities provide accounting policy disclosures that are more useful by:

- Replacing the requirement for entities to disclose their 'significant' accounting policies with a requirement to disclose their 'material' accounting policies, and
- Adding guidance on how entities apply the concept of materiality in making decisions about accounting policy disclosures.

The amendments to the Practice Statement provide non-mandatory guidance.



- Amendments to PAS 8, *Definition of Accounting Estimates*

The amendments introduce a new definition of accounting estimates and clarify the distinction between changes in accounting estimates and changes in accounting policies and the correction of errors. Also, the amendments clarify that the effects on an accounting estimate of a change in an input or a change in a measurement technique are changes in accounting estimates if they do not result from the correction of prior period errors.

- Amendments to PAS 12, *Deferred Tax related to Assets and Liabilities arising from a Single Transaction*

The amendments narrow the scope of the initial recognition exception under PAS 12, so that it no longer applies to transactions that give rise to equal taxable and deductible temporary differences.

The amendments also clarify that where payments that settle a liability are deductible for tax purposes, it is a matter of judgement (having considered the applicable tax law) whether such deductions are attributable for tax purposes to the liability recognized in the financial statements (and interest expense) or to the related asset component (and interest expense).

- Amendments to PAS 12, *International Tax Reform - Pillar Two Model Rules*

The amendments introduce a mandatory exception in PAS 12 from recognizing and disclosing deferred tax assets and liabilities related to Pillar Two income taxes.

The amendments also clarify that PAS 12 applies to income taxes arising from tax law enacted or substantively enacted to implement the Pillar Two Model Rules published by the Organization for Economic Cooperation and Development (OECD), including tax law that implements qualified domestic minimum top-up taxes. Such tax legislation, and the income taxes arising from it, are referred to as 'Pillar Two legislation' and 'Pillar Two income taxes', respectively.

The temporary exception from recognition and disclosure of information about deferred taxes and the requirement to disclose the application of the exception, apply immediately and retrospectively upon adoption of the amendments in June 2023.

Meanwhile, the disclosure of the current tax expense related to Pillar Two income taxes and the disclosures in relation to periods before the legislation is effective are required for annual reporting periods beginning on or after 1 January 2023.

The Company adopted and applied the exceptions introduced by PAS 12. Current income tax expense related to Pillar Two income taxes amounted to nil in 2023.

Pillar Two legislation has been enacted or substantively enacted in certain jurisdictions where the Company operates. As at April 11, 2024, the Company is in the process of gathering information and assessing the potential exposure arising from the Pillar Two legislation.

#### Foreign Currency-denominated Transactions

Transactions in foreign currencies are initially recorded in the functional currency exchange rate ruling at the date of transactions. Monetary assets and liabilities denominated in foreign currencies are retranslated at the functional currency closing exchange rate at financial reporting date.

All differences are taken to the parent company statement of income. Non-monetary items that are measured in terms of historical cost in a foreign currency are translated using the exchange rates at



the dates of the initial transactions. Non-monetary items measured at fair value in a foreign currency are translated using the exchange rates at the date when the fair value was determined.

#### Fair Value Measurement

The Company measures financial instruments at fair value at each financial reporting date.

Fair value is the estimated price that would be received to sell an asset or paid to transfer a liability in an orderly transaction between market participants at the measurement date. The fair value measurement is based on the presumption that the transaction to sell the asset or transfer the liability takes place either:

- In the principal market for the asset or liability, or
- In the absence of a principal market, in the most advantageous market for the asset or liability.

The principal or the most advantageous market must be accessible to the Company.

The fair value of an asset or a liability is measured using the assumptions that market participants would use when pricing the asset or liability, assuming that market participants act in their economic best interest.

A fair value measurement of a nonfinancial asset takes into account a market participant's ability to generate economic benefits by using the asset in its highest and best use or by selling it to another market participant that would use the asset in its highest and best use.

The Company uses valuation techniques that are appropriate in the circumstances and for which sufficient data are available to measure fair value, maximizing the use of relevant observable inputs and minimizing the use of unobservable inputs.

All assets and liabilities for which fair value is measured or disclosed in the parent company financial statements are categorized within the fair value hierarchy, described as follows, based on the lowest level input that is significant to the fair value measurement as a whole:

- Level 1: Quoted (unadjusted) market prices in active markets for identical assets or liabilities
- Level 2: Valuation techniques for which the lowest level input that is significant to the fair value measurement is directly or indirectly observable
- Level 3: Valuation techniques for which the lowest level input that is significant to the fair value measurement is unobservable.

For assets and liabilities that are recognized in the parent company financial statements on a recurring basis, the Company determines whether transfers have occurred between levels in the hierarchy by re-assessing categorization (based on the lowest level input that is significant to the fair value measurement as a whole) at every financial reporting date.

For the purpose of fair value disclosures, the Company has determined classes of assets and liabilities on the basis of the nature, characteristics and risks of the asset or liability and the level of the fair value hierarchy as explained above.

#### Financial Instruments

*Date of Recognition.* Financial instruments are recognized in the parent company statement of financial position when the Company becomes a party to the contractual provisions of the instrument. Purchases or sales of financial assets that require delivery of assets within the time frame established by regulation or convention in the marketplace are recognized using trade date accounting. Derivatives are recognized on trade date accounting.



## Financial Assets

### *Initial Recognition and Measurement*

Financial assets are classified, at initial recognition, as subsequently measured at amortized cost, FVOCI, and fair value through profit or loss (FVTPL).

The classification of financial assets at initial recognition depends on the financial asset's contractual cash flow characteristics and the Company's business model for managing them. With the exception of trade receivables that do not contain a significant financing component or for which the Company has applied the practical expedient, the Company initially measures a financial asset at its fair value plus, in the case of a financial asset not at fair value through profit or loss, transaction costs. Trade receivables that do not contain a significant financing component or for which the Company has applied the practical expedient are measured at the transaction price determined under PFRS 15, *Revenue from Contracts with Customers*.

In order for a financial asset to be classified and measured at amortized cost or FVOCI, it needs to give rise to cash flows that are 'solely payments of principal and interest (SPPI)' on the principal amount outstanding. This assessment is referred to as the SPPI test and is performed at an instrument level. Financial assets with cash flows that are not SPPI are classified and measured at fair value through profit or loss, irrespective of the business model.

The Company's business model for managing financial assets refers to how it manages its financial assets in order to generate cash flows. The business model determines whether cash flows will result from collecting contractual cash flows, selling the financial assets, or both.

Purchases or sales of financial assets that require delivery of assets within a time frame established by regulation or convention in the market place (regular way trades) are recognized on the trade date, i.e., the date that the Company commits to purchase or sell the asset.

### *Subsequent Measurement*

For purposes of subsequent measurement, financial assets are classified in four categories: financial assets at amortized cost (debt instruments), financial assets at FVOCI with recycling of cumulative gains and losses (debt instruments), financial assets designated at FVOCI with no recycling of cumulative gains and losses upon derecognition (equity instruments) and financial assets at FVPL.

- Financial assets at amortized cost (debt instruments)  
This category is the most relevant to the Company. The Company measures financial assets at amortized cost if both of the following conditions are met:
  - the financial asset is held within a business model with the objective to hold financial assets in order to collect contractual cash flows; and
  - the contractual terms of the financial asset give rise on specified dates to cash flows that are solely payments of principal and interest on the principal amount outstanding.

Financial assets at amortized cost are subsequently measured using the effective interest (EIR) method and are subject to impairment. Gains and losses are recognized in profit or loss when the asset is derecognized, modified or impaired.

This category includes the Company's cash and cash equivalents, short-term investments, trade and other receivables and deposits (included under "Other noncurrent assets" account).



- Financial assets designated at FVOCI (equity instruments)  
Upon initial recognition, the Company can elect to classify irrevocably its equity investments as equity instruments designated at fair value through OCI when they meet the definition of equity under PAS 32, *Financial Instruments: Presentation* and are not held for trading. The classification is determined on an instrument-by-instrument basis.

Gains and losses on these financial assets are never recycled to profit or loss. Dividends are recognized as other income in the statement of profit or loss when the right of payment has been established, except when the Company benefits from such proceeds as a recovery of part of the cost of the financial asset, in which case, such gains are recorded in OCI. Equity instruments designated at FVOCI are not subject to impairment assessment.

The Company elected to classify irrevocably its listed and non-listed equity investments and investments in club shares under this category.

#### *Derecognition*

A financial asset (or, where applicable, a part of a financial asset or part of a group of similar financial assets) is primarily derecognized (i.e., removed from the Company's consolidated statement of financial position) when:

- the rights to receive cash flows from the asset have expired; or
- the Company has transferred its rights to receive cash flows from the asset or has assumed an obligation to pay the received cash flows in full without material delay to a third party under a 'pass-through' arrangement; and either (a) the Company has transferred substantially all the risks and rewards of the asset, or (b) the Company has neither transferred nor retained substantially all the risks and rewards of the asset, but has transferred control of the asset.

When the Company has transferred its rights to receive cash flows from an asset or has entered into a pass-through arrangement, it evaluates if, and to what extent, it has retained the risks and rewards of ownership. When it has neither transferred nor retained substantially all of the risks and rewards of the asset, nor transferred control of the asset, the Company continues to recognize the transferred asset to the extent of its continuing involvement. In that case, the Company also recognizes an associated liability. The transferred asset and the associated liability are measured on a basis that reflects the rights and obligations that the Company has retained.

Continuing involvement that takes the form of a guarantee over the transferred asset is measured at the lower of the original carrying amount of the asset and the maximum amount of consideration that the Company could be required to repay.

#### *Modification*

The Company derecognizes a financial asset when the terms and conditions have been renegotiated to the extent that, substantially, it becomes a new asset, with the difference between its carrying amount and the fair value of the new asset recognized as a derecognition gain or loss in profit or loss, to the extent that an impairment loss has not already been recorded.

The Company considers both qualitative and quantitative factors in assessing whether a modification of financial asset is substantial or not. When assessing whether a modification is substantial, the Company considers the following factors, among others:

- Change in currency
- Introduction of an equity feature
- Change in counterparty





- If the modification results in the asset no longer considered “solely payment for principal and interest”

The Company also performs a quantitative assessment similar to that being performed for modification of financial liabilities. In performing the quantitative assessment, the Company considers the new terms of a financial asset to be substantially different if the present value of the cash flows under the new terms, including any fees paid net of any fees received and discounted using the original effective interest rate, is at least 10% different from the present value of the remaining cash flows of the original financial asset.

When the contractual cash flows of a financial asset are renegotiated or otherwise modified and the renegotiation or modification does not result in the derecognition of that financial asset, the Company recalculates the gross carrying amount of the financial asset as the present value of the renegotiated or modified contractual cash flows discounted at the original EIR (or credit-adjusted EIR for purchased or originated credit-impaired financial assets) and recognizes a modification gain or loss in the statement of income.

When the modification of a financial asset results in the derecognition of the existing financial asset and the subsequent recognition of a new financial asset, the modified asset is considered a 'new' financial asset. Accordingly, the date of the modification shall be treated as the date of initial recognition of that financial asset when applying the impairment requirements to the modified financial asset. The newly recognized financial asset is classified as Stage 1 for ECL measurement purposes, unless the new financial asset is deemed to be originated as credit impaired (POCI).

#### *Impairment*

The Company recognizes an expected credit loss (ECL) for all debt instruments not held at fair value through profit or loss. ECLs are based on the difference between the contractual cash flows due in accordance with the contract and all the cash flows that the Company expects to receive, discounted at an approximation of the original effective interest rate. The expected cash flows will include cash flows from the sale of collateral held or other credit enhancements that are integral to the contractual terms.

ECLs are recognized in two stages. For credit exposures for which there has not been a significant increase in credit risk since initial recognition, ECLs are provided for credit losses that result from default events that are possible within the next 12-months (a 12-month ECL). For those credit exposures for which there has been a significant increase in credit risk since initial recognition, a loss allowance is required for credit losses expected over the remaining life of the exposure, irrespective of the timing of the default (a lifetime ECL).

For cash, the Company applies a general approach in calculating ECLs. The Company recognizes a loss allowance based on either 12-month ECL or lifetime ECL, depending on whether there has been a significant increase in credit risk on its cash and cash equivalents and short-term investments since initial recognition.

For trade and other receivables, the Company applies a simplified approach in calculating ECLs. Therefore, the Company does not track changes in credit risk, but instead recognizes a loss allowance based on lifetime ECLs at each reporting date. The Company has established a provision matrix that is based on its historical credit loss experience, adjusted for forward-looking factors specific to the debtors and the economic environment.

The Company considers a financial asset in default when contractual payments are generally 60 to 90 days past due. However, in certain cases, the Company may also consider a financial asset to be in



default when internal or external information indicates that the Company is unlikely to receive the outstanding contractual amounts in full before taking into account any credit enhancements held by the Company. A financial asset is written off when there is no reasonable expectation of recovering the contractual cash flows.

### Financial Liabilities

#### *Initial Recognition and Measurement*

Financial liabilities are classified, at initial recognition, as financial liabilities at FVPL, loans and borrowings, payables, or as derivatives designated as hedging instruments in an effective hedge, as appropriate.

All financial liabilities are recognized initially at fair value and, in the case of loans and borrowings and payables, net of directly attributable transaction costs.

The Company's financial liabilities are trade and other payables, interest-bearing loans and borrowings, obligations for program rights and lease liabilities.

#### *Subsequent Measurement*

The measurement of financial liabilities depends on their classification and are classified into two categories: financial liabilities at FVTPL and financial liabilities at amortized cost.

- Financial liabilities at amortized cost

This is the category most relevant to the Company. After initial recognition, interest-bearing loans and borrowings are subsequently measured at amortized cost using the EIR method. Gains and losses are recognized in profit or loss when the liabilities are derecognized as well as through the EIR amortization process.

Amortized cost is calculated by taking into account any discount or premium on acquisition and fees or costs that are an integral part of the EIR. The EIR amortization is included under "Finance costs" account in the consolidated statement of income.

Classified under this category are trade and other payables, interest-bearing loans and borrowings, obligations for program rights, and customers' deposits (included under "Other noncurrent liabilities" account).

#### *Derecognition*

A financial liability is derecognized when the obligation under the liability is discharged, cancelled or has expired.

Where an existing financial liability is replaced by another from the same lender on substantially different terms, or the terms of an existing liability are substantially modified, such an exchange or modification is treated as a derecognition of the original liability and the recognition of a new liability, and the difference in the respective carrying amounts is recognized in the parent company statement of income.

#### *Exchange or modification*

The Company considers both qualitative and quantitative factors in assessing whether a modification of financial liabilities is substantial or not. The terms are considered substantially different if the present value of the cash flows under the new terms, including any fees paid net of any fees received and discounted using the original effective interest rate, is at least 10% different from the present value of the remaining cash flows of the original financial liability. However, under certain circumstances, modification or exchange of a financial liability may still be considered substantial,



even where the present value of the cash flows under the new terms is less than 10% different from the present value of the remaining cash flows of the original financial liability. There may be situations where the modification of the financial liability is so fundamental that immediate derecognition of the original financial liability is appropriate (e.g., restructuring a financial liability to include an embedded equity component).

When an existing financial liability is replaced by another from the same lender on substantially different terms, or the terms of an existing liability are substantially modified, such an exchange or modification is treated as a derecognition of the original liability and the recognition of a new liability. The difference between the carrying value of the original financial liability and the fair value of the new liability is recognized in profit or loss.

When the exchange or modification of the existing financial liability is not considered as substantial, the Company recalculates the gross carrying amount of the financial liability as the present value of the renegotiated or modified contractual cash flows discounted at the original EIR and recognizes a modification gain or loss in profit or loss.

If modification of terms is accounted for as an extinguishment, any costs or fees incurred are recognized as part of the gain or loss on the extinguishment. If the modification is not accounted for as an extinguishment, any costs or fees incurred adjust the carrying amount of the financial instrument and are amortized over the remaining term of the modified financial instrument.

#### Classification of Financial Instruments Between Liability and Equity

A financial instrument is classified as liability if it provides for a contractual obligation to:

- deliver cash or another financial asset to another entity;
- exchange financial assets or financial liabilities with another entity under conditions that are potentially unfavorable to the Company; or
- satisfy the obligation other than by the exchange of a fixed amount of cash or another financial asset for a fixed number of own equity shares.

If the Company does not have an unconditional right to avoid delivering cash or another financial asset to settle its contractual obligation, the obligation meets the definition of a financial liability.

The components of issued financial instruments that contain both liability and equity elements are accounted for separately, with the equity component being assigned the residual amount after deducting from the instrument as a whole the amount separately determined as the fair value of the liability component on the date of issue.

#### Offsetting Financial Instruments

Financial assets and financial liabilities are offset with the net amount reported in the parent company statement of financial position if, and only if, there is a currently enforceable legal right to offset the recognized amounts and there is an intention to settle on a net basis, or to realize the asset and settle the liability simultaneously. The Company assesses that it has a currently enforceable right of offset if the right is not contingent on a future event, and is legally enforceable in the normal course of business, event of default, and event of insolvency or bankruptcy of the Company and all of the counterparties.

#### Inventories

Inventories are valued at the lower of cost and net realizable value (NRV). Cost is determined using the moving average method. NRV of inventories that are for sale is the selling price in the ordinary course of business, less the cost of marketing and distribution. NRV of inventories not held for sale is the current replacement cost.



### Other Current Assets

#### *Restricted Cash*

Restricted cash pertains to funds intended for debt repayment and is not available for any disbursement transactions other than its specified purpose.

#### *Creditable Withholding Taxes (CWT)*

CWT represents the amount withheld by the Company's customers in relation to its revenues. These are recognized upon collection of the related billings and are utilized as tax credits against income tax due as allowed by the Philippine taxation laws and regulations.

#### *Advances to Suppliers*

Advances to suppliers represent advanced payments on goods to be received or services to be incurred in connection with the Company's operations and are generally applied to acquisition of inventories and fixed assets and availment of services and others within the next financial year.

#### *Preproduction Expenses*

Preproduction expenses represent costs incurred prior to the airing of the programs or episodes. These costs include talent fees of artists and production staff and other costs directly attributable to production of programs. These are charged to expense upon airing of the related program or episodes. Costs related to previously taped episodes determined not to be aired are charged to expense.

#### *Prepayments*

Prepayments are carried at cost and are amortized on a straight line basis over the period of expected usage, which is equal to or less than 12 months or within the normal operating cycle.

### Investments in Subsidiaries, Joint Ventures and Associates

Investments in subsidiaries (entities over which the Company has control), joint ventures (entities over which the Company has joint control) and associates (entities over which the Company has significant influence and which are neither subsidiaries nor joint ventures) are accounted for under the cost method of accounting in the parent company financial statements. The investments are carried in the parent company statements of financial position at cost, less any impairment in value. The Company recognizes income from the investments only to the extent that the Company receives distributions from accumulated profits of the subsidiaries, joint ventures and associates arising after the date of acquisition. Distributions received in excess of such profits are regarded as recovery of investment and are recognized as a reduction of the cost of the investment.

### Noncurrent Assets Held for Sale

Noncurrent assets is classified as held for sale if their carrying amounts will be recovered principally through a sale transaction rather than through continuing use. Non-current assets classified as held for sale are measured at the lower of their carrying amount and fair value less costs to sell. Costs to sell are the incremental costs directly attributable to the disposal of an asset, excluding finance costs and income tax expense.

The criteria for held for sale classification is regarded as met only when the sale is highly probable, and the asset or disposal group is available for immediate sale in its present condition. Actions required to complete the sale should indicate that it is unlikely that significant changes to the sale will be made or that the decision to sell will be withdrawn. Management must be committed to the plan to sell the asset and the sale expected to be completed within one year from the date of the classification.

Property, plant and equipment and intangible assets are not depreciated or amortized once classified as held for sale. Assets and liabilities classified as held for sale are presented separately as current items in the statement of financial position.



### Property and Equipment

Property and equipment, except land, are carried at cost (including capitalized interest), excluding the costs of day-to-day servicing, less accumulated depreciation, amortization and any impairment in value. Such cost includes the cost of replacing part of such property and equipment when that cost is incurred if the recognition criteria are met.

Land is stated at cost, which includes initial purchase price and other cost directly attributable in bringing such asset to its working condition, less any impairment in value.

Land, as of December 31, 2022, is stated at cost, which includes initial purchase price and other cost directly attributable in bringing such asset to its working condition, less any impairment in value.

Starting December 31, 2023, the Company's management voluntarily changed its accounting policy for land from cost model to revaluation model. Management believes that the revaluation model provides more reliable information in presenting the fair value of the land as of December 31, 2023. Such change in accounting policy was applied by the Company prospectively.

With this, land as of December 31, 2023, is measured at fair value less accumulated impairment losses, if any, recognized after the date of the acquisition. Valuations are to be performed every three to five years or more frequently as deemed necessary to ensure that the fair value of a revalued asset does not differ materially from its carrying amount.

The increase in the valuation of land, net of deferred income tax liability, is credited to "Revaluation increment" under equity in the consolidated statements of financial position and recognized as OCI in the consolidated statements of comprehensive income, except to the extent that it reverses a revaluation decrease of the same asset previously recognized in profit or loss, in which case, the increase is recognized in profit or loss. A revaluation deficit is recognized in profit or loss, except to the extent that it offsets an existing surplus on the same asset recognized in the "Revaluation increment" account. Upon disposal, the relevant portion of the revaluation increment realized in respect of the previous valuation will be released from the revaluation increment in OCI directly to retained earnings.

Initial installation costs, including materials, labor and overhead costs are capitalized as part of distribution equipment (included in the "Towers, transmission, television, radio, movie and auxiliary equipment" account) and depreciated over the subscriber relationship or the estimated useful life of the distribution equipment whichever is shorter. The costs of subsequent disconnection and reconnection are charged to profit or loss when incurred.

Unissued spare parts represent major spare parts that can be used only in connection with the distribution equipment. Unissued spare parts are not depreciated but tested for impairment until these become available for use. These are included in the "Other equipment" account.

When each major inspection is performed, its cost is recognized in the carrying amount of the property and equipment as a replacement if the recognition criteria are satisfied.

The Company's policy is to classify right-of-use assets as part of property and equipment. The Company recognizes right-of-use assets at the commencement date of the lease (i.e., the date the underlying asset is available for use). Right-of-use assets are initially measured at cost, less any accumulated depreciation and impairment losses, and adjusted for any remeasurement of lease liabilities. The initial cost of right-of-use assets includes the amount of lease liabilities recognized, initial direct costs incurred, lease payments made at or before the commencement date less any lease incentives received and estimate of costs to be incurred by the lessee in dismantling and removing the



underlying asset, restoring the site on which it is located or restoring the underlying asset to the condition required by the terms and conditions of the lease, unless those costs are incurred to produce inventories.

Unless the Company is reasonably certain to obtain ownership of the leased asset at the end of the lease term, the recognized right-of-use assets are depreciated on a straight-line basis over the shorter of their estimated useful life and lease term. Right-of-use assets are subject to impairment.

Depreciation and amortization are computed on a straight-line method over the following useful lives of property and equipment:

<u>Asset Type</u>	<u>Number of Years</u>
Land improvements	5 to 10
Buildings and improvements	10 to 40
Towers, transmission, television, radio, movie and auxiliary equipment	5 to 20
Right-of-use assets	5 to 9
Other equipment	3 to 10

The property and equipment's residual values, useful lives and method of depreciation and amortization are reviewed, and adjusted if appropriate, at each financial reporting date.

Construction in-progress represents equipment under installation and building under construction and is stated at cost, which includes cost of construction and other direct costs. Construction in-progress is not depreciated until such time that the relevant assets are completed and become available for operational use.

An item of property and equipment is derecognized upon disposal or when no future economic benefits are expected from its use or disposal. Any gain or loss arising on derecognition of the asset (calculated as the difference between the net disposal proceeds and the carrying amount of the asset) is included in the parent company statement of income in the year the asset is derecognized.

#### Investment Property

Investment property, which pertains to land held for capital appreciation, is measured at cost, including transaction costs, less any impairment in value. The carrying amount includes the cost of replacing part of an existing investment property at the time the cost is incurred if the recognition criteria are met, and excludes day-to-day servicing of an investment property. Land is stated at cost, less any impairment in value.

Transfers are made to or from investment property only when there is a change in use. For a transfer from investment property to owner-occupied property, the deemed cost for subsequent accounting is the carrying value at the date of change in use. If owner-occupied property becomes an investment property, the Company accounts for such property in accordance with the policy stated under "Property and equipment" account up to the date of change in use.

Investment properties are derecognized when either they have been disposed of or when the investment property is permanently withdrawn from use and no future economic benefit is expected from its disposal. Any gains or losses on the retirement or disposal of an investment property are recognized in the parent company statement of income in the year of retirement or disposal.



Intangible Assets

Intangible assets acquired separately are measured on initial recognition at cost. If payment for an intangible asset is deferred beyond normal credit terms, its cost is the cash price equivalent. The difference between this amount and the total payments is recognized as interest expense over the period of credit. The useful lives of intangible assets are assessed to be either finite or indefinite. Following initial recognition, intangible assets are carried at cost less any accumulated amortization in the case of intangible assets with finite lives, and any accumulated impairment losses.

Intangible assets with finite lives are amortized over the useful economic life and assessed for impairment whenever there is an indication that the intangible asset may be impaired. The amortization period and method for an intangible asset with a finite useful life are reviewed at least at each financial reporting date. Changes in the expected useful life or the expected pattern of consumption of future economic benefits embodied in the asset is accounted for by changing the amortization period or method, as appropriate, and treated as changes in accounting estimates. The amortization of intangible assets with finite lives is recognized in the parent company statement of income in the expense category consistent with the function of the intangible asset.

Intangible assets with indefinite useful lives are tested for impairment annually or more frequently if an indication of impairment exists either individually or at the cash-generating unit level. Such intangibles are not amortized. Intangible asset with an indefinite life is reviewed annually to determine whether indefinite life assessment continues to be supportable. If not, the change in the useful life assessment from indefinite to finite is made on a prospective basis.

Amortization of program rights is computed on a straight-line method over the following methods:

Category	Current Policy
Specific run with specific terms	For fixed term program and film rights, amortized on a straight-line basis over the license term as indicated in the contract, regardless if program and film right is aired or not.
Multiple runs with specific terms	
Perpetual rights	For perpetuity program and film rights, amortized on a straight-line basis at the beginning of the term as indicated in the contract, regardless if the program and film right is aired or not, and shall run over a period of 15 years from the start of amortization.

Tax Credits

Tax credits from government airtime sales availed under Presidential Decree (PD) No. 1362 are recognized in the books upon actual airing of government commercials and advertisements. These are included under “Other noncurrent assets” account in the parent company statement of financial position.

Impairment of Nonfinancial Assets

The Company assesses at each financial reporting date whether there is an indication that property and equipment, investment property, program rights, tax credits and investments in subsidiaries, joint ventures and associates may be impaired. If any such indication exists, or when annual impairment testing for an asset is required, the Company makes an estimate of the asset’s recoverable amount. An asset’s recoverable amount is the higher of an asset’s or cash-generating unit’s fair value, less cost to sell and its value in use and is determined for an individual asset, unless the asset does not generate cash inflows that are largely independent of those from other assets or groups of assets. Where the carrying amount of an asset exceeds its recoverable amount, the asset is considered impaired and is written down to its recoverable amount. In assessing value in use, the estimated future cash flows are discounted to their present value using a pre-tax discount rate that reflects current market assessments



of the time value of money and the risks specific to the asset. Impairment losses are recognized in the parent company statement of income in those expense categories consistent with the function of the impaired asset.

For assets, an assessment is made at each financial reporting date as to whether there is any indication that previously recognized impairment losses may no longer exist or may have decreased. If such indication exists, the recoverable amount is estimated.

A previously recognized impairment loss is reversed only if there has been a change in the estimates used to determine the asset's recoverable amount since the last impairment loss was recognized. If that is the case, the carrying amount of the asset is increased to its recoverable amount. The increased amount cannot exceed the carrying amount that would have been determined, net of depreciation and amortization, had no impairment loss been recognized for the asset in prior years. Such reversal is recognized in the parent company statement of income. After such a reversal, the depreciation and amortization are adjusted in future periods to allocate the asset's revised carrying amount, less any residual value, on a systematic basis over its remaining useful life.

#### Paid-in Capital

The Company has issued par value capital stock that is classified as equity. Incremental costs directly attributable to the issuance of new capital stock are shown in equity as a deduction, net of tax, from the proceeds.

When the Company issues its par value shares, the proceeds shall be credited to the "Capital stock" account in the parent company financial statements to the extent of the par value, with any excess being reflected as "Additional paid-in capital" in the Company's statement of financial position.

Where the Company purchases its capital stock and Philippine Depositary Receipts (PDRs) issued by ABS-CBN Holdings that are convertible to the Company's common shares (recorded as "Treasury shares and PDRs convertible to common shares" account in the parent company statement of financial position), the consideration paid, including any directly attributable incremental costs (net of applicable taxes) is deducted from equity until the shares are cancelled or reissued. Where such shares are subsequently reissued, any consideration received, net of any directly attributable incremental transaction costs and the related tax effects, is included in equity.

#### Share-based Payment Transactions

Employees and talents (including directors) of the Company receive remuneration in the form of share-based payment transactions from the Company and Lopez Holdings Corporation (Lopez Holdings), a commonly-controlled entity, whereby eligible participants render services as consideration for equity instruments (equity-settled transactions). Selected key employees of the Company, also receive remuneration in the form of share-based payment transactions, whereby the Company incurs a liability to pay cash (cash-settled transactions) to the employees in consideration for their services rendered.

#### *Equity-settled Transactions*

The cost of equity-settled transactions received from Lopez Holdings is measured by reference to the fair value of the stock options at the date the option is granted. The fair value is determined using the Black-Scholes-Merton Option Pricing Model. In valuing equity-settled transactions, no account is taken of any performance conditions, other than conditions linked to the price of the shares subjected of Lopez Holdings ("market conditions") and non-vesting conditions, if applicable.





The cost of equity-settled transactions is recognized, together with a corresponding increase in “Share-based payment plan” account in equity, over the period in which the performance and/or service conditions are fulfilled (the vesting period).

The cumulative expense recognized for equity-settled transactions at each financial reporting date until the vesting date reflects the extent to which the vesting period has expired and the best estimate of the number of equity instruments that will ultimately vest at that date. The current income or expense charges in “Personnel expenses”, under “General and administrative expenses” account in the parent company statement of income, represent the movement in cumulative expense recognized as of financial reporting date.

No expense is recognized for awards that do not ultimately vest.

When the terms of an equity-settled transaction award are modified, the minimum expense recognized is the expense as if the terms had not been modified, if the original terms of the award are met. An additional expense is recognized for any modification that increases the total fair value of the share-based payment transaction, or is otherwise beneficial to the employee as measured at the date of modification.

When an equity-settled award is cancelled with payment, it is treated as if it vested on the date of cancellation, and any expense not yet recognized for the award is recognized immediately. This includes any award where non-vesting conditions within the control of either the entity or the employee are not met. However, if a new award is substituted for the cancelled award, and designated as a replacement award on the date that it is granted, the cancelled and new awards are treated as if they were a modification of the original award, as described in the previous paragraph. There is no reversal of cost already charged after vesting of equity-settled transactions, only transfers between components of equity.

#### *Cash-settled Transactions*

The cost of liability from the cash-settled transactions for notional shares allocated to selected key employees is measured by reference to the market price of the Company’s share as at financial reporting date. At each financial reporting date between the grant date and settlement, the liability recognized is the fair value of the award at that date multiplied by the expired portion of the vesting period. All changes in the liability are recognized in profit or loss for the period.

#### Retained Earnings (Deficit)

Retained earnings consists of appropriated and unappropriated balances. Appropriated retained earnings are restricted for specific purposes and/or not available for dividend declaration.

Unappropriated retained earnings (deficit) are not restricted and include the cumulative balance of net income or loss, any dividend distributions, prior period adjustments and any changes in accounting policy. Deficit is not an asset but is a deduction from equity.

#### Deposit for future subscription

Deposit for future subscription accounts represents funds received by the Company which it records as such with a view to applying the same as payment for additional issuance of shares or increase in capital stock. Deposits for future subscription is reported as part of the statement of changes in equity and as a separate item in the equity section of the statement of financial position, if the following criteria are met, otherwise, this is classified as non-current liability:

- the unissued authorized capital stock of the entity is insufficient to cover the number of shares indicated in the contract



- there is BOD's approval on the proposed increase in authorized capital stock (for which a deposit was received by the Company);
- there is stockholders' approval of said proposed increase; and
- the application for the approval of the proposed increase has been filed with the SEC on or before the financial reporting date

#### Dividends on Common and Preferred Shares of the Company

Dividends on common and preferred shares are recognized as liability and deducted from equity when approved by the BOD of the Company. Dividends for the year that are approved after the financial reporting date are dealt with as an event after financial reporting date.

#### Revenue Recognition

Revenue from contracts with customers is recognized when control of the goods or services are transferred to the customer at an amount that reflects the consideration to which the Company expects to be entitled in exchange for those goods or services, excluding amounts collected on behalf of third parties. The Company assesses its revenue arrangements against specific criteria to determine if it is acting as principal or agent.

Revenue is recognized when the Company satisfies a performance obligation by transferring a promised good or service to the customer, which is when the customer obtains control of the good or service. A performance obligation may be satisfied at a point in time or over time. The amount of revenue recognized is the amount allocated to the satisfied performance obligation.

The disclosures of significant accounting judgments, estimates and assumptions relating to revenue from contracts with customers are provided in Note 3.

The following specific recognition criteria must also be met before revenue is recognized:

#### *Advertising revenue*

Revenue is recognized at a point in time when advertisement is aired or when the campaign has ended. Under PFRS 15, bonus spots are considered as separate performance obligations. Accordingly, transaction price shall be separately allocated to bonus spots based on standalone selling price and recognized as revenue when these are aired. The Parent Company uses the cost per individual rating point (CPIRP) pricing scheme. The scheme provides that the advertising spots sold will be computed using a multiplier based on the actual rating point of the spot aired as provided by a third-party measurement company.

The Company receives non-cash considerations (such as program materials, merchandise or services) from certain customers in exchange for advertising time. The fair value of such non-cash considerations received from the customers is included in the transaction price and measured upon airing of the advertisement.

The Company applies the requirements of PFRS 13, *Fair Value Measurement*, in measuring the fair value of the non-cash considerations. If the fair value cannot be reasonably estimated, the non-cash consideration is measured indirectly by reference to the stand-alone selling price of the advertisements when aired.

Industry rules allow the Company to sell up to 18 minutes of commercial spots per hour of television programming. These spots are sold mainly through advertising agencies which act as the buying agents of advertisers, and to a lesser extent, directly to advertisers. Agency commissions are recognized at a standard rate of 15%.



Incentives, which include volume discounts for large quantities of telecast order, are recognized upon airing.

Payments received before broadcast (pay before broadcast) represent customer deposits, which are recognized as revenue upon airing of related advertisements. These are included in the parent company statement of financial position as part of "Contract liabilities".

*Online ads*

Revenue from online advertisement (ad sales) is recognized at a point in time when advertisements are viewed/interacted with by target customers.

*Subscription revenue*

Subscription revenue is recognized over the subscription period in accordance with the terms of the subscription agreements.

*Royalty income*

Royalty income is recognized at a point in time upon rendering of service based on the terms of the agreement. It includes income from the Company's share in fees from endorsements and other external services of its talents equivalent to 10% of gross receipts.

*Ancillary rights*

Ancillary rights pertain to income from TV or film rights which are recognized on the dates the films are permitted to be publicly shown.

*Sale of goods*

Sale of goods is recognized when delivery has taken place and control has been transferred. These are stated net of sales discounts.

*Admission revenue*

Admission revenue and ticket sales are recognized at a point in time when tickets are used or expired.

*Other revenue*

Other revenue, which includes short-messaging-system/text-based revenue, is recognized at a point in time upon delivery of content.

Other Income

Other income is recognized when the services are rendered or goods are delivered.

- a. Dividends are recognized when the shareholders' right to receive payment is established.
- b. Management fees are recognized based on the terms of the management agreement.
- c. Rental income is recognized as income on a straight-line basis over the lease term.
- d. Intercompany revenue is recognized when services have been rendered.
- e. Interest income is recognized on a time proportion basis that reflects the effective yield on the asset.

Contract Balances

*Trade Receivables*

A receivable represents the Company's right to an amount of consideration that is unconditional (i.e., only the passage of time is required before payment of the consideration is due). Refer to the accounting policies of Financial Instruments section.



#### *Contract Assets*

A contract asset is the right to consideration in exchange for goods or services transferred to the customer. If the Company performs by transferring goods or services to a customer before the customer pays consideration or before payment is due, a contract asset is recognized for the earned consideration that is conditional.

#### *Contract Liabilities*

A contract liability is the obligation to transfer goods or services to a customer for which the Company has received consideration (or an amount of consideration is due) from the customer. If a customer pays consideration before the Company transfers goods or services to the customer, a contract liability is recognized when the payment is made or the payment is due, whichever is earlier. Contract liabilities are recognized as revenue when the Company performs under the contract.

#### Incremental Costs to Obtain a Contract

The Company incurs certain incremental costs to obtain a contract with a customer that would not have been incurred if the contract had not been entered into. These are recognized as incremental costs of obtaining a contract and are capitalized as an asset if the costs are expected to be recoverable. These costs are amortized on a systematic basis that is consistent with the Company's transfer of the related goods or services to the customer. The Company applies the practical expedient to immediately expense contract costs that are expected to be amortized within one year or less.

Costs incurred prior to obtaining contract with customer are not capitalized but are expensed as incurred.

Capitalized contract costs are subject to an impairment assessment at the end of each reporting period. Impairment losses are recognized in profit or loss.

#### Cost and Expense Recognition

Costs and expenses are decreases in economic benefits during the accounting period in the form of outflows or decrease of assets or incurrence of liabilities that result in decreases in equity, other than those relating to distribution to equity participants. Costs and expenses other than those with specific policies are recognized in the parent company statement of income in the year these are incurred.

#### Leases

The Company assesses at contract inception whether a contract is, or contains, a lease. That is, if the contract conveys the right to control the use of an identified asset for a period of time in exchange for consideration. The Company applies a single recognition and measurement approach for all leases, except for short-term leases and leases of low-value assets. The Company recognizes lease liabilities to make lease payments and right-of-use assets representing the right to use the underlying assets.

#### *Company as a Lessee*

The Company recognizes lease liabilities to make lease payments and right-of-use assets representing the right to use the underlying assets.

#### *Lease liability*

At the commencement date of the lease, the Company recognizes lease liabilities measured at the present value of lease payments to be made over the lease term. The lease payments include fixed payments (including in substance fixed payments) less any lease incentives receivable, variable lease payments that depend on an index or a rate, and amounts expected to be paid under residual value guarantees. The lease payments also include the exercise price of a purchase option reasonably certain to be exercised by the Company and payments of penalties for terminating a lease, if the lease term reflects the Company exercising the option to terminate. The variable lease payments that do



not depend on an index or a rate are recognized as expense in the period on which the event or condition that triggers the payment occurs.

In calculating the present value of lease payments, the Company uses the incremental borrowing rate at the lease commencement date if the interest rate implicit in the lease is not readily determinable. After the commencement date, the amount of lease liabilities is increased to reflect the accretion of interest and reduced for the lease payments made. In addition, the carrying amount of lease liabilities is remeasured if there is a modification, a change in the lease term, a change in the in-substance fixed lease payments or a change in the assessment to purchase the underlying asset.

#### *Short-term leases*

The Company applies the short-term lease recognition exemption to its short-term leases, mostly relating to equipment (i.e., those leases that have a lease term of 12 months or less from the commencement date and do not contain a purchase option). Lease payments on short-term leases are recognized as expense on a straight-line basis over the lease term.

#### *Company as Lessor.*

Leases where the Company does not transfer substantially all the risk and benefits of ownership of the asset are classified as operating lease. Initial direct cost incurred in negotiating and arranging an operating lease are added to the carrying amount of the leased asset and recognized over the lease term on the same bases as rental income.

#### Provisions

Provisions are recognized when the Company has a present obligation (legal or constructive) as a result of a past event, it is probable that an outflow of resources embodying economic benefits will be required to settle the obligation and a reliable estimate can be made of the amount of the obligation. If the effect of the time value of money is material, provisions are determined by discounting the expected future cash flows at a pre-tax rate that reflects current market assessments of the time value of money and, where appropriate, the risks specific to the liability.

Where discounting is used, the increase in the provision due to the passage of time is recognized as an interest expense.

#### Borrowing Costs

Borrowing costs are capitalized if they are directly attributable to the acquisition, construction or production of a qualifying asset. Qualifying assets are assets that necessarily take a substantial period of time to get ready for its intended use or sale. To the extent that funds are borrowed specifically for the purpose of obtaining a qualifying asset, the amount of borrowing costs eligible for capitalization on that asset shall be determined as the actual borrowing costs incurred on that borrowing during the year, less any investment income on the temporary investment of those borrowings. To the extent that funds are borrowed generally and used for the purpose of obtaining a qualifying asset, the amount of borrowing costs eligible for capitalization shall be determined by applying a capitalizable rate to the expenditures on that asset. The capitalization rate shall be the weighted average of the borrowing costs applicable to borrowings that are outstanding during the year, other than borrowings made specifically for the purpose of obtaining a qualifying asset. The amount of borrowing costs capitalized during the year shall not exceed the amount of borrowing costs incurred during that year.

Capitalization of borrowing costs commences when the activities necessary to prepare the asset for intended use are in progress and expenditures and borrowing costs are being incurred. Borrowing costs are capitalized until the asset is available for their intended use. If the resulting carrying amount of the asset exceeds its recoverable amount, an impairment loss is recognized. Borrowing costs include interest charges and other costs incurred in connection with the borrowing of funds, as well as



exchange differences arising from foreign currency borrowings used to finance these projects, to the extent that they are regarded as an adjustment to interest costs.

All other borrowing costs are expensed as incurred in the year in which they occur.

#### Pension Costs and Other Employee Benefits

The Company has a funded defined benefit pension plan. The cost of providing benefits under the defined benefit plan is determined by using the projected unit credit actuarial valuation method.

#### *Defined Benefit Pension Plans*

The net defined benefit liability or asset is the aggregate of the present value of the defined benefit obligation at the end of the reporting period reduced by the fair value of plan assets (if any), adjusted for any effect of limiting a net defined benefit asset to the asset ceiling. The asset ceiling is the present value of any economic benefits available in the form of refunds from the plan or reductions in future contributions to the plan.

Defined benefit costs comprise the following:

- Service cost
- Net interest on the net defined benefit obligation or asset
- Remeasurements of net defined benefit obligation or asset

Service costs which include current service costs, past service costs and gains or losses on nonroutine settlements are recognized as part of costs and expenses in the parent company statement of income. Past service costs are recognized when plan amendment or curtailment occurs. These amounts are calculated periodically by independent qualified actuaries.

Net interest on the net defined benefit obligation or asset is the change during the period in the net defined benefit obligation or asset that arises from the passage of time, which is determined by applying the discount rate based on government bonds to the net defined benefit liability or asset. Net interest on the net defined benefit obligation or asset is recognized under costs and expenses in the parent company statement of income.

Remeasurements comprising actuarial gains and losses, return on plan assets and any change in the effect of the asset ceiling (excluding net interest on defined benefit obligation) are recognized immediately in OCI in the period in which they arise and subsequently transferred to retained earnings. Remeasurements are not reclassified to profit or loss in subsequent periods.

Plan assets are assets that are held by a long-term employee benefit fund. Fair value of plan assets is based on market price information. When no market price is available, the fair value of plan assets is estimated by discounting expected future cash flows using a discount rate that reflects both the risk associated with the plan assets and the maturity or expected disposal date of those assets (or, if they have no maturity, the expected period until the settlement of the related obligations).

If the fair value of the plan assets is higher than the present value of the defined benefit obligation, the measurement of the resulting defined benefit asset is limited to the present value of economic benefits available in the form of refunds from the plan or reductions in future contributions to the plan.

The Company's right to be reimbursed of some or all of the expenditure required to settle a defined benefit obligation is recognized as a separate asset at fair value when and only when reimbursement is virtually certain.



### *Termination Benefit*

Termination benefits are employee benefits provided in exchange for the termination of an employee's employment before the normal retirement date as a result of either an entity's decision or an employee's decision to accept an offer of benefits in exchange for the termination of employment.

A liability and expense for a termination benefit is recognized at the earlier of when the entity can no longer withdraw the offer of those benefits and when the entity recognizes related restructuring costs. Initial recognition and subsequent changes to termination benefits are measured in accordance with the nature of the employee benefit, as either post-employment benefits, short-term employee benefits, or other long-term employee benefits.

### *Employee Leave Entitlement*

Employee entitlements to annual leave are recognized as a liability when they are accrued to the employees. The undiscounted liability for leave expected to be settled wholly before 12 months after the end of the annual reporting period is recognized for services rendered by employees up to the end of the reporting period. Liability for leaves expected to be settled beyond 12 months are recognized as part of the noncurrent portion of other employee benefits liability and measured at the present value of the benefit as at financial reporting date.

### Taxes

#### *Current Tax*

Current tax assets and liabilities for the current and prior periods are measured at the amount expected to be recovered from or paid to the tax authorities. The tax rates and tax laws used to compute the amount are those that are enacted or substantively enacted as at financial reporting date.

Current tax relating to items recognized directly in equity is recognized in equity and not in the parent company statement of income.

#### *Deferred Tax*

Deferred tax is provided, using the liability method, on all temporary differences at financial reporting date between the tax bases of assets and liabilities and their carrying amounts for financial reporting purposes.

Deferred tax liabilities are recognized for all taxable temporary differences, including asset revaluations. Deferred tax assets are recognized for all deductible temporary differences and carryforward benefits of unused tax credits from excess minimum corporate income tax (MCIT) over the regular corporate income tax (RCIT) and unused net operating loss carryover (NOLCO), to the extent that it is probable that sufficient future taxable profit will be available against which the deductible temporary differences and carryforward benefits of unused tax credits from excess MCIT over RCIT and unused NOLCO can be utilized. Deferred tax, however, is not recognized when it arises from the initial recognition of an asset or liability in a transaction that is not a business combination and, at the time of the transaction, affects neither the accounting nor taxable profit.

Deferred tax liabilities are not provided on nontaxable temporary differences associated with investments in domestic subsidiaries and associates. With respect to investments in other subsidiaries and associates, deferred tax liabilities are recognized except where the timing of the reversal of the temporary difference can be controlled and it is probable that the temporary difference will not reverse in the foreseeable future.

The carrying amount of deferred tax assets is reviewed at each financial reporting date and reduced to the extent that it is no longer probable that sufficient future taxable profit will be available to allow all or part of the deferred tax assets to be utilized. Unrecognized deferred tax assets are reassessed at



each financial reporting date and are recognized to the extent that it has become probable that sufficient future taxable profit will allow the deferred tax to be recovered.

Deferred tax assets and liabilities are measured at the tax rates that are expected to apply in the period when the asset is realized or the liability is settled, based on tax rates and tax laws that have been enacted or substantively enacted as at financial reporting date.

Deferred tax relating to items recognized outside profit or loss is recognized in correlation to the underlying transaction either in OCI or directly in equity, and not in the parent company statement of income.

Deferred tax assets and liabilities are offset, if a legally enforceable right exists to offset current tax assets against current tax liabilities and the deferred taxes relate to the same taxable entity and the same tax authority.

#### *Value-added Tax (VAT)*

Revenue, expenses and assets are recognized net of the amount of VAT, if applicable.

- When VAT from sales of goods and/or services (output VAT) exceeds VAT passed on from purchases of goods or services (input VAT), the excess is recognized as payable under “Trade and other payables” account in the parent company statement of financial position.
- When VAT passed on from purchases of goods or services (input VAT) exceeds VAT from sales of goods and/or services (output VAT), the excess is recognized as an asset under “Other current assets” account in the parent company statement of financial position to the extent of the recoverable amount.

#### Contingencies

Contingent liabilities are not recognized in the parent company financial statements. These are disclosed in the notes to parent company financial statements unless the possibility of an outflow of resources embodying economic benefits is remote. Contingent assets are not recognized in the parent company financial statements but are disclosed in the notes to parent company financial statements when an inflow of economic benefits is probable.

#### Events after Financial Reporting Date

Any event after financial reporting date that provides additional information about the Company’s financial position at financial reporting date (adjusting events) are reflected in the parent company financial statements. Events after financial reporting date that are not adjusting events are disclosed in the notes to the parent company financial statements, when material.

#### Segment Reporting

For management purposes, ABS-CBN Corporation and Subsidiaries’ (collectively referred to as the “Group”) operating businesses are organized and managed separately into two (2) business activities. Such business segments are the bases upon which the Company reports its operating segment information. The Company operates in three (3) geographical areas where it derives its revenue. The Company is involved in content production and distribution and only operates in the Philippines. Financial information on segment reporting is presented in Note 33.

#### Future Changes in Accounting Policies

The standards, amendments and interpretations that are issued, but not yet effective as at December 31, 2022 are disclosed in the next section. The Company intends to adopt these standards, if applicable, when these become effective. Adoption of these pronouncements is not expected to have a significant impact on the Company’s financial statements unless otherwise indicated.





*Effective beginning on or after January 1, 2024*

▪ Amendments to PAS 1, *Classification of Liabilities as Current or Non-current*

The amendments clarify paragraphs 69 to 76 of PAS 1, *Presentation of Financial Statements*, to specify the requirements for classifying liabilities as current or non-current. The amendments clarify:

- What is meant by a right to defer settlement
- That a right to defer must exist at the end of the reporting period
- That classification is unaffected by the likelihood that an entity will exercise its deferral right
- That only if an embedded derivative in a convertible liability is itself an equity instrument would the terms of a liability not impact its classification

The amendments are effective for annual reporting periods beginning on or after January 1, 2024 and must be applied retrospectively.

▪ Amendments to PFRS 16, *Lease Liability in a Sale and Leaseback*

The amendments specify how a seller-lessee measures the lease liability arising in a sale and leaseback transaction in a way that it does not recognize any amount of the gain or loss that relates to the right of use retained.

The amendments are effective for annual reporting periods beginning on or after January 1, 2024 and must be applied retrospectively. Earlier adoption is permitted and that fact must be disclosed.

▪ Amendments to PAS 7 and PFRS 7, *Disclosures: Supplier Finance Arrangements*

The amendments specify disclosure requirements to enhance the current requirements, which are intended to assist users of financial statements in understanding the effects of supplier finance arrangements on an entity's liabilities, cash flows and exposure to liquidity risk.

The amendments are effective for annual reporting periods beginning on or after January 1, 2024. Earlier adoption is permitted and that fact must be disclosed.

*Effective beginning on or after January 1, 2025*

▪ PFRS 17, *Insurance Contracts*

PFRS 17 is a comprehensive new accounting standard for insurance contracts covering recognition and measurement, presentation and disclosure. Once effective, PFRS 17 will replace PFRS 4, *Insurance Contracts*. This new standard on insurance contracts applies to all types of insurance contracts (i.e., life, non-life, direct insurance and re-insurance), regardless of the type of entities that issue them, as well as to certain guarantees and financial instruments with discretionary participation features. A few scope exceptions will apply.

The overall objective of PFRS 17 is to provide an accounting model for insurance contracts that is more useful and consistent for insurers. In contrast to the requirements in PFRS 4, which are largely based on grandfathering previous local accounting policies, PFRS 17 provides a comprehensive model for insurance contracts, covering all relevant accounting aspects. The core of PFRS 17 is the general model, supplemented by:



- A specific adaptation for contracts with direct participation features (the variable fee approach)
- A simplified approach (the premium allocation approach) mainly for short-duration contracts

On December 15, 2021, the FRSC amended the mandatory effective date of PFRS 17 from January 1, 2023 to January 1, 2025. This is consistent with Circular Letter No. 2020-62 issued by the Insurance Commission which deferred the implementation of PFRS 17 by two (2) years after its effective date as decided by the IASB.

PFRS 17 is effective for reporting periods beginning on or after January 1, 2025, with comparative figures required. Early application is permitted.

- Amendments to PAS 21, *Lack of exchangeability*  
The amendments specify how an entity should assess whether a currency is exchangeable and how it should determine a spot exchange rate when exchangeability is lacking.

The amendments are effective for annual reporting periods beginning on or after January 1, 2025. Earlier adoption is permitted and that fact must be disclosed. When applying the amendments, an entity cannot restate comparative information.

#### *Deferred effectivity*

- Amendments to PFRS 10, *Consolidated Financial Statements*, and PAS 28, *Sale or Contribution of Assets between an Investor and its Associate or Joint Venture*

The amendments address the conflict between PFRS 10 and PAS 28 in dealing with the loss of control of a subsidiary that is sold or contributed to an associate or joint venture. The amendments clarify that a full gain or loss is recognized when a transfer to an associate or joint venture involves a business as defined in PFRS 3. Any gain or loss resulting from the sale or contribution of assets that does not constitute a business, however, is recognized only to the extent of unrelated investors' interests in the associate or joint venture.

On January 13, 2016, the Financial Reporting Standards Council deferred the original effective date of January 1, 2016 of the said amendments until the IASB completes its broader review of the research project on equity accounting that may result in the simplification of accounting for such transactions and of other aspects of accounting for associates and joint ventures.

The Company continues to assess the impact of the new and amended accounting standards and interpretations effective subsequent to December 31, 2023 financial statements. Additional disclosures required by these amendments will be included in the parent company financial statements when these amendments are adopted.

---

### **3. Management's Use of Judgments, Estimates and Assumptions**

The Company's financial statements are prepared under PFRSs require management to make judgments and estimates that affect amounts reported in the Company's financial statements and related notes. Future events may occur which will cause the judgments and assumptions used in arriving at the estimates to change. The effects of any change in judgments and estimates are reflected in the parent company financial statements as they become reasonably determinable.



Judgments and estimates are continually evaluated and are based on historical experience and other factors, including expectations of future events that are believed to be reasonable under the circumstances.

The Company based its assumptions and estimates on parameters available when the financial statements were prepared. Existing circumstances and assumptions about future developments, however, may change due to market changes or circumstances arising that are beyond the control of the Company. Such changes are reflected in the assumptions when they occur.

Judgments, key assumptions concerning the future, and other key sources of estimation uncertainty at the end of the reporting period, that have a significant risk of causing a material adjustment to the carrying amounts of assets and liabilities within the next reporting period are consistent with those applied in the most recent annual financial statements.

#### Judgments

In the process of applying the Company's accounting policies, management has made the following judgments, apart from those involving estimations, which have the most significant effect on the amounts recognized in the parent company financial statements.

#### *Going Concern Assessment*

As discussed in Note 1, the Company incurred net losses of ₱1.7 billion, ₱2.5 billion for the years ended December 31, 2023 and 2022, respectively. The Company's current liabilities exceeded its current assets by ₱17.1 billion and ₱5.5 billion as of December 31, 2023 and 2022, respectively. The Company was required to maintain certain financial ratios and the effectivity of the standstill provision in the Company's Omnibus Intercreditor and Security Agreement with its lenders has been extended until December 31, 2023 (the "Long Stop date"). With this, the Company's interest-bearing loans have been classified as current. Despite the current classification of the interest-bearing loans, the Company continues to service its loan obligations with its creditor banks according to the original maturity schedule. The Company is in discussions with its lenders to address the effect of the expiry of the standstill, including, but not limited to, the waiver of financial ratios for 2024 and the long-stop date, and possible options for the early settlement of the loan through sale of certain assets. These conditions indicate that a material uncertainty exists that may cast significant doubt on the Company's ability to continue as a going concern and, therefore, the Company may not be able to realize its assets and discharge its liabilities in the normal course of business.

To address the impact of the factors which indicate that there is a material uncertainty in the Company's ability to continue as a going concern:

1. The Company has and will continue to pursue partnerships with various reputable companies that will allow the Company to share its produced content nationwide.
2. The Company continues to operate in other businesses that do not require a legislative franchise, such as, international licensing and distribution, digital businesses, as well as continue with the syndication of content through various streaming services.
3. The Company has adopted and continues to implement cost control measures and reducing general and administrative expenses or overhead, rationalizing capital expenditures, and streamlining its manpower requirements.
4. The Company continues to service its loan obligations with its creditor banks. The Parent Company is in discussions with its lenders to address the effect of the expiry of the standstill,



including, but not limited to, the waiver of financial ratios for 2024 and the long-stop date, and possible options for the early settlement of the loan through sale of certain assets.

5. The Company continues to explore and intends to pursue all available remedies and courses of action, and will comply with relevant legal, regulatory and contractual requirements, to be able to sustain its current and future business operations, which do not necessarily involve broadcast only.

Based on the plans above, Management assessed that the Company will be able to maintain its positive cash position and settle its liabilities as they fall due within 12 months from the end of the reporting period. Accordingly, the financial statements are prepared on a going concern basis.

#### *Revenue from Contracts with Customers*

The Company applied the following judgments that significantly affect the determination of the amount and timing of revenue from contracts with customers:

- a. *Identifying Performance Obligations.* The Company identifies performance obligations by considering whether the promised goods or services in the contract are distinct goods or services. A good or service is distinct when the customer can benefit from the good or service on its own or together with other resources that are readily available to the customer and the Company's promise to transfer the good or service to the customer is separately identifiable from the other promises in the contract.

Revenues earned from multiple element arrangements are split into separately identifiable performance obligations based on their relative stand-alone selling price to reflect the substance of the transaction.

- b. *Principal versus Agent Consideration.* The Company enters into contracts with its customers. The Company determined that it controls the goods and services before they are transferred to customers, and it has the ability to direct their use. The following factors indicate that the Company controls the goods and services before they are being transferred to customers. Therefore, the Company determined that it is a principal in these contracts.

- The Company is primarily responsible for fulfilling the promise to provide the specified goods and services.
- The Company has inventory risk on the goods and services before these are transferred to the customer.
- The Company has discretion in establishing the prices for the other party's goods or services and, therefore, the benefit that the Company can receive from those goods or services is not limited. It is incumbent upon the Company to establish the price of its services to be offered to its customers.
- The Company's consideration in these contracts is the entire consideration billed to the service provider.

Based on the foregoing, the Company is considered the principal in its contracts with its customers. It has the primary obligation to provide the services to them.

- c. *Revenue Recognition.* The Company recognizes revenue over time or at a point in time depending on its evaluation of when the customer obtains control of the promised goods or services.



For licensing, judgment is exercised in determining whether the Company can recognize revenue outright or over the license period. The Company recognizes revenue over the license period if all of the following criteria are met; otherwise, revenue is recognized outright:

- the contract requires, or the customer reasonably expects, that the Company will undertake activities that significantly affect the intellectual property to which the customer has rights
- the rights granted by the license directly expose the customer to any positive or negative effects of the Company's activities.
- those activities do not result in the transfer of a good or a service to the customer as those activities occur.

Revenues from other revenue streams are recognized at a point in time when control over goods or services is transferred.

#### *Determination of Functional Currency*

The Company determined that its functional currency is the Philippine peso. The Philippine peso is the currency of the primary economic environment in which the Company operates. The Philippine peso is also the currency that mainly influences the sale of goods and services as well as the costs of selling such goods and providing such services.

#### *Company as a lessee - Determination of lease term of contracts with renewal and termination options*

The Company has several lease contracts that include extension and termination options. The Company applies judgement in evaluating whether it is reasonably certain whether or not to exercise the option to renew or terminate the lease. That is, it considers all relevant factors that create an economic incentive for it to exercise either the renewal or termination. After the commencement date, the Company reassesses the lease term if there is a significant event or change in circumstances that is within its control and affects its ability to exercise or not to exercise the option to renew or to terminate (e.g., construction of significant leasehold improvements or significant customization to the leased asset).

The Company included the renewal period as part of the lease term for leases of office spaces with shorter non-cancellable period (i.e., three to five years). The Company typically exercises its option to renew for these leases because there will be a significant negative effect on operations if a replacement asset is not readily available. Furthermore, the periods covered by termination options are included as part of the lease term only when they are reasonably certain not to be exercised.

#### *Company as a lessee - Estimating the Incremental Borrowing Rate*

The Company cannot readily determine the interest rate implicit in the lease, therefore, it uses its incremental borrowing rate (IBR) to measure lease liabilities. The IBR is the rate of interest that the Company would have to pay to borrow over a similar term, and with a similar security, the funds necessary to obtain an asset of a similar value to the right-of-use asset in a similar economic environment. The IBR therefore reflects what the Company 'would have to pay', which requires estimation when no observable rates are available (such as for subsidiaries that do not enter into financing transactions) or when they need to be adjusted to reflect the terms and conditions of the lease (for example, when leases are not in the subsidiary's functional currency). The Company estimates the IBR using observable inputs (such as market interest rates) when available and is required to make certain entity-specific estimates (such as the subsidiary's stand-alone credit rating).

#### *Operating Leases - Company as Lessor*

The Company has entered into various lease agreements as lessor. The Company had determined that the risks and rewards of ownership of the underlying property were retained by the Company. Accordingly, the leases are classified as an operating lease.



### Estimates and Assumptions

The key assumptions concerning the future and other key sources of estimation at the financial reporting date that have a significant risk of causing a material adjustment to the carrying amounts of assets and liabilities within the next financial year are discussed below:

#### *Allowance for ECL*

a. *Definition of Default and Credit-Impaired Financial Assets.* Under PFRS 9, the Company defines a financial instrument as in default, which is fully aligned with the definition of credit-impaired, when it meets one or more of the following criteria:

- *Quantitative Criteria.* The borrower is generally more than 60 to 90 days past due on its contractual payments, which is consistent with the Company's definition of default.
- *Qualitative Criteria.* The borrower meets unlikeliness to pay criteria, which indicates the borrower is in significant financial difficulty. These are instances where:
  - a. The borrower is experiencing financial difficulty or is insolvent;
  - b. The borrower is in breach of financial covenant(s); or
  - c. It is becoming probable that the borrower will enter bankruptcy or other financial reorganization.

The criteria above have been applied to all financial instruments held by the Company and are consistent with the definition of default used for internal credit risk management purposes. The default definition has been applied consistently to model the probability of default (PD), loss given default (LGD) and exposure at default (EAD) throughout the Company's ECL calculation.

b. *Simplified Approach for Trade and Other Receivables.* The Company uses a provision matrix to calculate ECLs for trade and other receivables. The provision rates are based on days past due for groupings of various customer segments that have similar loss patterns.

The provision matrix is initially based on the Company's historical observed default rates. The Company calibrates the matrix to adjust the historical credit loss experience with forward-looking information. At every financial reporting date, the historical observed default rates are updated and changes in the forward-looking estimates are analyzed.

The assessment of the correlation between historical observed default rates, forecast economic conditions and ECLs is a significant estimate. The amount of ECLs is sensitive to changes in circumstances and forecast economic conditions. The Company's historical credit loss experience and forecast of economic conditions may also not be representative of customer's actual default in the future.

c. *Macro-economic Forecasts and Forward-looking Information.* Macro-economic forecasts are determined by evaluating a range of possible outcomes and using reasonable and supportable information that is available without undue cost and effort at the reporting date about past events, current conditions and forecasts of future economic conditions.

The Company takes into consideration different macro-economic variables to ensure linear relationship between internal rates and outside factors. Regression analysis was used to objectively determine which variables to use.

Predicted relationship between the key indicators and default and loss rates on various portfolios of financial assets have been developed based on analyzing historical data over the past 3 years. The



methodologies and assumptions including any forecasts of future economic conditions are reviewed regularly.

The Company reviewed the conduct of its impairment assessment and ECL methodology. The Company also reassessed the framework for macroeconomic overlay, incorporating pandemic scenarios to ensure that changes in economic conditions are captured in the ECL calculations.

Provision for ECL amounted to ₱48.3 million in 2023 and ₱76.0 million in 2022. As of December 31, 2023 and 2022, Trade and other receivables, net of allowance for ECL, amounted to ₱7.5 billion and ₱7.8 billion, respectively. Allowance for ECL amounted to ₱10.2 billion as of December 31, 2023 and 2022 (see Note 5).

#### *Estimated Useful Lives of Property and Equipment and Program Rights*

The useful life of each item of the Company's property and equipment and program rights is estimated based on the period over which the asset is expected to be available for use. Estimation for property and equipment is based on a collective assessment of industry practice, internal technical evaluation and experience with similar assets while for program rights, estimated life is based on the life of agreement covering such program rights. The estimated useful life of each asset is reviewed periodically and updated if expectations differ from previous estimates due to physical wear and tear, technical or commercial obsolescence and legal or other limits on the use of these assets. However, it is possible that future financial performance could be materially affected by changes in the estimates brought about by changes in the aforementioned factors. The amounts and timing of recording the depreciation and amortization for any year, with regard to the property and equipment and program rights, would be affected by changes in these factors and circumstances. A reduction in the estimated useful life of any of the property and equipment or programs rights would increase the recorded expenses and decrease noncurrent assets.

There were no changes in the estimated useful lives of property and equipment and program rights in 2023 and 2022.

The carrying values of property and equipment (excluding land and construction in-progress) and program rights with finite lives are as follows (see Notes 9 and 11):

	<b>2023</b>	2022
Property and equipment	<b>₱4,302,213</b>	₱4,936,530
Program rights	<b>1,291,903</b>	1,623,140

#### *Revaluation of land*

The Company engages accredited appraisers to determine the fair value of the land used in operations. Fair value is determined by reference to market-based evidence adjusted based on certain elements of comparison. The fair value amount would differ if the Company made different judgments and estimates or utilized a different basis for determining fair value.

Valuations by accredited appraisers are generally performed every three to five years or more frequently as deemed necessary to ensure that the fair value of a revalued asset does not differ materially from its carrying amount.

In 2023, the Company identified certain parcels of land, comprising majority of the balance of the account, have significant movements in its current carrying values and in-line with the Company's new business model, the Company obtained updated appraisals as at December 31, 2023. For parcels of land that were not appraised, the Company referred to the published comparable prices for the fair values. Total revaluation increment recognized in 2023 amounted to ₱9,306 million, net of tax.



The revalued amount of land, which is classified under “Property and equipment” account in the statements of financial position, amounted to ₱12,702 million as at December 31, 2023 (see Note 11)

*Amortization of Program Rights*

The Company reviews its program rights inventory and plans for its usage across different platforms to maximize its benefits. The Company amortizes program rights based on usage or specific term.

Program rights amounted to ₱1.3 billion and ₱1.6 billion as of December 31, 2023 and 2022, respectively (see Note 11).

*Impairment of Nonfinancial Assets*

The Company assesses impairment on nonfinancial assets (enumerated in the following table other than inventories) whenever events or changes in circumstances indicate that the carrying amount of an asset may not be recoverable. The factors that the Company considers important which could trigger an impairment review include the following:

- significant under-performance relative to expected historical or projected future operating results;
- significant changes in the manner of use of the acquired assets or the strategy for overall business; and,
- significant negative industry or economic trends.

The Company recognizes an impairment loss whenever the carrying amount of an asset exceeds its recoverable amount. The recoverable amount is computed using the value in use approach. Recoverable amounts are estimated for individual assets or, if it is not possible, for the cash-generating unit to which the asset belongs.

The Company determined the consequences of the Resolution passed by the House Committee on Legislative Franchises denying the franchise application of the Parent Company as impairment indicators on its nonfinancial assets, including, among others, the Company’s towers, transmission, television, radio, movie and auxiliary equipment, program rights and inventories.

The carrying values of nonfinancial assets that are subjected to impairment testing when impairment indicators are present are as follow (see Notes 8, 9, 11 and 13):

	<b>2023</b>	2022
Investments in and advances to subsidiaries, joint ventures and associates	<b>₱12,581,996</b>	₱14,020,396
Land at revalued amount	<b>12,701,666</b>	-
Property and equipment	<b>4,421,699</b>	5,546,813
Program rights	<b>1,291,903</b>	1,623,140
Tax credits	<b>211,670</b>	212,029

Investments in subsidiaries, joint ventures and associates which are carried at cost are tested for impairment if indicators of impairment exist. To test whether there is impairment, the recoverable amount and the carrying amount of the cash-generating unit were compared. Impairment loss is recorded if the recoverable amount is lower than the carrying amount. The recoverable amount of the cash-generating unit is its value-in-use. Value-in-use is determined using cash flow projections which were based on financial budgets approved by the subsidiaries and associates’ senior management covering a five-year period.





In 2023, due to the increasing and intensified popularity of video-on-demand platforms coupled with the recent events in Sky Cable have adversely impacted Sky Cable's business, specifically the number of its subscribers and subscriber base outlook, the Company recognized impairment loss amounting to ₱1.46 billion relating to its investment in Sky Cable Corporation.

In 2022, the Company recognized impairment loss amounting to ₱75.3 million in its investments in joint ventures [see Note 8].

Recoverability testing requires an estimation of the fair value of the cash-generating units to which certain non-financial assets are allocated. Certain non-financial assets have been allocated to one cash-generating unit which is also the operating entity. Estimating the recoverable amount of the cash-generating unit involves significant assumptions about the future results of the business such as revenue growth and gross margins in its cable and digital platform, advertising and syndication businesses, and discount rates which were applied to cash flow forecasts. The cash flow forecasts were based on financial budgets approved by senior management of the Company covering a five-year period.

The impairment on non-financial assets is determined by comparing: (a) the carrying amount of the cash-generating unit; and (b) the present value of the annual projected cash flows for five years and the present value of the terminal value computed under the discounted cash flow method.

As of December 31, 2023 and 2022, the recoverable amount of towers, transmission, television, radio, movie and auxiliary equipment and program rights were determined using its fair value less cost to sell or using income approach based on discounted cash flow techniques where expected cash flow from the use of the assets were projected and discounted using the appropriate discount rate reflective of the market expectations.

The recoverable amount is most sensitive to the inputs used in the valuation which are gross revenue, growth rate and discount rate.

a. Gross Revenue

On the average, gross revenue of the Company over the next five years were projected to grow in line with the economy or with nominal Gross Domestic Product. This assumes that the market share of the Company in their respective industries will be flat on the assumption that the industries also grow at par with the economy. Historically, advertising spending growth had a direct correlation with economic growth. Perpetuity growth rates of 4.7% in 2023 and 4.8% in 2022 were assumed at the end of the five-year forecast period.

b. Operating Expenses

On the average, operating expenses were projected to increase at a single-digit growth rate and at a slower pace than revenue.

c. Gross Margins

Increased efficiencies over the next five years are expected to result in margin improvements.

d. Discount Rate

The discount rate used to arrive at the present value of future cash flows was the Company's Weighted Average Cost of Capital (WACC). WACC was based on the appropriate weights of debt and equity, which were multiplied with the assumed costs of debt and equity.



The discount rates applied to the cash flow projections range from 6.7% in 2023 and 7.2% in 2022.

The increasing and intensified popularity of video-on-demand platforms coupled with the recent events in Sky Cable have adversely impacted Sky Cable's business, specifically the number of its subscribers and subscriber base outlook. These factors resulted to a lower recoverable value based on Sky Cable's value-in use calculation compared to the carrying value of its CGU. Accordingly, an impairment loss amounting to ₱1,458 million was recognized on Sky Cable's business in 2023 (nil in 2022).

In 2022, the Company recognized impairment loss amounting to ₱19 million relating to certain property and equipment (nil in 2023) [see Note 9].

#### *Estimation of Net Realizable Values of Inventories*

Net realizable values of inventories are assessed regularly based on the prevailing selling prices of inventories less the estimated cost necessary to sell. Increase in the net realizable value will increase the carrying amount of inventories but only to the extent of their original acquisition costs.

Merchandise inventories amounted to ₱148 million and ₱266 million as of December 31, 2023 and 2022, respectively. Inventory losses amounted to ₱47 million in 2023 and ₱1 million in 2022 (see Note 6).

#### *Present Value of Pension Obligation and Other Employee Benefits*

The cost of defined benefit obligation is determined using actuarial valuations. The actuarial valuation involves making assumptions such as discount rate and future salary increases, among others. Due to the complexity of the valuation, the underlying assumptions and its long-term nature, defined benefit obligations are highly sensitive to changes in these assumptions. All assumptions are reviewed at each reporting date.

In determining the appropriate discount rate, management considers the interest rates of government bonds that are denominated in the currency in which the benefits will be paid, with extrapolated maturities corresponding to the expected duration of the defined benefit obligation. Future salary increases are based on expected future inflation rates for the specific country.

Further details about the assumptions used are provided in Note 26.

Employee leave entitlements that is expected to be settled within one year from reporting date is classified as a current liability in the statement of financial position. Otherwise, this is classified as part of the noncurrent portion of other employee benefits liability. As of December 31, 2023 and 2022, the accrued pension obligation and other employee benefits of the Company amounted to ₱3.9 billion (see Note 26).

#### *Recognition of Deferred Tax Assets*

Deferred tax assets are recognized for unused tax losses to the extent that it is probable that taxable profit will be available against which the losses can be utilized. Management's assessment of the deferred tax assets to be recognized involves significant judgments and is based on assumptions regarding the entities' current performance, future plans for the business and tax planning strategies. Management exercised judgment on the financial forecast used in determining the forecasted taxable income of the entities, including the timing of reversal of future taxable and deductible temporary differences.

The Company did not recognize deferred tax assets amounting to ₱9.9 billion and ₱9.5 billion as at December 31, 2023 and 2022 as management believes that sufficient future taxable profit will not be available to allow these deferred tax assets to be utilized (see Note 25).



*Provisions and Contingencies*

The Company is currently involved in various legal proceedings and periodic examinations by tax authorities, which may result in taxation issues due to different interpretation and implementation of the relevant laws and regulations. Significant estimates and judgment are made by management regarding the outcome of these legal proceedings and tax examinations. The Company's estimate of the costs of the resolution of these claims has been developed in consultation with their external legal counsel and considering the correspondences with relevant tax authorities and any relevant historical and recent judgments issued by the court or tax authorities. Any change on these assumptions and the estimates may have a material impact on the parent company financial statements (see Note 32).

---

4. **Cash**

Cash in banks and on hand amounted to ₱114 million and ₱144 million as of December 31, 2023 and 2022, respectively.

Cash in banks earn interest at the respective bank deposit rates.

Interest earned from cash amounted to ₱1.4 million in 2023 and ₱2.8 million in 2022 (see Note 24).

---

5. **Trade and Other Receivables**

	2023	2022
Due from related parties (see Note 19)	<b>₱12,945,507</b>	₱14,797,954
Trade	<b>2,703,858</b>	2,148,684
Accounts receivable non-trade	<b>1,076,201</b>	1,017,858
Advances to officers and employees	<b>910,376</b>	79,169
Accrued interest receivable	-	568
Other advances	<b>58</b>	314
	<b>17,636,000</b>	18,044,547
Less allowance for ECL	<b>10,241,283</b>	10,200,662
	<b>₱7,394,717</b>	₱7,843,885

Trade receivables are noninterest-bearing and are generally on 60 to 90-day term upon receipt of invoice by the customer.

Airtime receivables recorded as part of trade receivable include unbilled airtime arising from advertisements which have been aired during the year. Invoicing normally takes around 7 days from airing.

Advances to employees and talents includes advances provided to talents for the upcoming shows and programs and loans to regular and project employees. These are usually settled within one year.

Other trade receivables pertain to revenues generated from the sale of goods and services. These are usually collected within one year.

The aging analysis of the unbilled airtime receivables from date of airing follows:

	2023	2022
Less than 30 days	<b>₱85,039</b>	₱78,002
More than 30 days	-	9,008
	<b>₱85,039</b>	₱87,010



Allowance for ECL

Movements in the allowance for ECL are as follows:

	Trade	Nontrade	Due from related parties	Total
Balance at December 31, 2021	₱41,883	₱433,607	₱9,649,201	₱10,124,691
Provision for ECL (Notes 19 and 23)	–	10,648	65,323	75,971
Balance at December 31, 2022	41,883	444,255	9,714,524	10,200,662
Provision for ECL (Notes 19 and 23)	48,368	–	–	48,368
Write offs and others	–	(7,747)	–	(7,747)
<b>Balance at December 31, 2023</b>	<b>₱90,251</b>	<b>₱436,508</b>	<b>₱9,714,524</b>	<b>₱10,241,283</b>

6. **Inventories**

	2023	2022
At cost:		
Materials, supplies and spare parts	<b>₱19,328</b>	₱18,747
Office supplies	<b>1,621</b>	1,648
At net realizable value:		
Merchandise inventories	<b>126,709</b>	245,725
	<b>₱147,658</b>	₱266,120

Merchandise inventories consist mainly of set-top boxes and consumer products held for sale by the Company.

Total inventory costs, recognized under “Cost of sales and services”, amounted to ₱71 million in 2023 and ₱100 million in 2022 (see Note 22).

The cost of inventories amounted to ₱498 million and ₱921 million as at December 31, 2023 and 2022, respectively. Allowance of inventory obsolescence amounted to ₱351 million and ₱655 million as of December 31, 2023 and 2022, respectively. Inventory losses amounted to ₱47 million in 2023 and ₱1 million in 2022 (see Note 23).

In 2023, the Company reversed its allowance for inventory losses amounting to ₱352 million for its TV Plus Go inventory. These inventories were disposed during the year. There was no reversal of inventory write-downs in 2022.

7. **Other Current Assets**

	2023	2022
Preproduction expenses	<b>₱72,874</b>	₱252,263
Advances to suppliers	<b>63,312</b>	84,223
Prepayments:		
Taxes	<b>926,627</b>	895,864
License fees	<b>3,856</b>	11,599
Insurance	<b>3,369</b>	8,197
Rent	<b>1,757</b>	14,392
Others	<b>83,903</b>	83,670
Restricted cash	–	146,859
	<b>₱1,155,698</b>	₱1,497,067



Restricted cash pertains to funds intended for debt repayment and is not available for any disbursement transactions other than its specified purpose (see Note 16 ).

Preproduction expenses pertain to costs of programs deferred such as but not limited to set, props, location rental, travel fare, equipment, facilities and manpower charges, other program expenses, which were incurred by the Company prior to airing of programs.

Advances to suppliers are generally applied against future billings within next year.

Restricted cash pertains to funds intended for debt repayment and is not available for any disbursement transactions other than its specified purpose (see Note 16).

Other prepayments include advance payments for consultancy, registration, membership and subscription fees.

## 8. Investments in and Advances to Subsidiaries, Joint Ventures and Associates

	2023	2022
Investments in shares of stock:		
Subsidiaries	<b>₱10,792,447</b>	₱12,250,047
Associates	<b>100,000</b>	100,000
Joint ventures	<b>54,482</b>	35,282
	<b>10,946,929</b>	12,385,329
Deposits for future subscriptions* (Note 19)	<b>1,622,143</b>	1,622,143
Advances to subsidiaries	<b>12,924</b>	12,924
	<b>₱12,581,996</b>	₱14,020,396

The movements of investments in subsidiaries, joint ventures and associates are as follows:

	2023	2022
Acquisition cost:		
Balance at beginning and end of year	<b>₱14,273,146</b>	₱14,273,146
Joint venture	<b>19,600</b>	-
Balance at end of year	<b>14,292,746</b>	14,273,146
Accumulated impairment losses:		
Balance at beginning of year	<b>1,887,817</b>	1,812,563
Impairment of investments in joint ventures	-	75,254
Impairment of investments in subsidiaries	<b>1,458,000</b>	-
Balance at end of year	<b>3,345,817</b>	1,887,817
	<b>₱10,946,929</b>	₱12,385,329

### Investments in Subsidiaries

- a. Subscription agreement between Sky Cable, Sky Vision Corporation (Sky Vision), Sampaquita Communications PTE LTD (Sampaquita) and the Company

On December 18, 2017, Sky Cable, Sky Vision, Sampaquita and the Company entered into a subscription agreement with the following salient provisions:



- The Company agreed to subscribe to 162,373,928 PDRs for ₱9.6853 per PDR from Sky Vision.
- Sky Cable agreed to offer 314,910,225 shares to its shareholders from an increase in capital stock. Sky Vision agreed to subscribe to 288,338,018 offered shares and the Company agreed to subscribe to 26,572,207 offered shares for ₱9.6853 per share.
- On January 24, 2018, the increase in authorized capital stock of Sky Cable was approved by SEC. The deposit for future subscription amounting to 3,032.4 million was issued and reclassified to part of Sky Cable's "Capital stock" and "Additional paid-in capital". Consequently, the deposit for future subscription of the Company to Sky Cable was reclassified as part of the cost of investment amounting to ₱0.2 billion.

The Company and Sampaquita agreed that the following aggregate economic interests shall be maintained:

- ABS-CBN, Lopez Holdings Corporation, Lopez, Inc. and Sky Vision shall have an aggregate economic interest of at least 59.4% of the total issued share capital of Sky Cable on a fully diluted basis; and
- Sampaquita shall have an aggregate economic interest of 40% of the total issued share capital of Sky Cable on a fully diluted basis.

On December 19, 2017, the Company and Sky Vision paid Sky Cable their respective subscription for shares. The Company and Sampaquita also paid Sky Vision their subscription for PDRs. The payment of Sampaquita of ₱1.2 billion is recorded as "Deposits for future subscription" under "Trade and Other Payables" account. As at April 11, 2024, the PDR instruments remain unissued.

On January 24, 2018, the increase in authorized capital stock of Sky Cable was approved by SEC. The deposit for future subscription amounting to ₱3,032 million was issued and reclassified to part of Sky Cable's "Capital stock" and "Additional paid-in capital". Consequently, the deposit for future subscription of the Company to Sky Cable was reclassified as part of the cost of investment amounting to ₱0.2 billion. As of April 11, 2024, the remaining PDR instruments remains unissued.

As of December 2020, deposits for future subscriptions in The Chosen Bun and Calirrhoe amounted to ₱23 million and ₱9 million, respectively.

- b. In 2021, the Company recorded an additional impairment loss amounting to ₱17 million to fully impair its investment to TV Food Chefs, Inc. (TFCI) since TFCI has already closed down its food and beverage business.
- c. In 2023, the Company recorded an additional impairment loss amounting to ₱1.46 billion relating to investment in Sky Cable Corporation, due to the impairment indicator identified for the current year which is the increasing and intensified popularity of video-on-demand platforms coupled with the recent events in Sky Cable that adversely impacted Sky Cable's business, specifically the number of its subscribers and subscriber base outlook.



The following is a list of the subsidiaries as at December 31, 2023 and 2022:

Company	Place of Incorporation	Principal Activities	Functional Currency	Effective Interest
<b>Content Production and Distribution</b>				
<i>Global:</i>				
ABS-CBN Global Ltd. (ABS-CBN Global) <sup>(a) (j)</sup>	Cayman Islands	Holding company	United States dollar (USD)	100.0
ABS-CBN Europe Ltd. (ABS-CBN Europe) <sup>(b)(c) (j) (dd)</sup>	United Kingdom	Cable and satellite programming services	Great Britain pound (GBP)	100.0
ABS-CBN Japan, Inc. (ABS-CBN Japan) <sup>(d) (j)</sup>	Japan	Cable and satellite programming services	Japanese yen (JPY)	100.0
ABS-CBN Middle East FZ-LLC (ABS-CBN Middle East) <sup>(b) (j)</sup>	Dubai, UAE	Cable and satellite programming services	United Arab Emirates dirham (AED)	100.0
ABS-CBN Global Hungary Kft. (ABS-CBN Hungary) <sup>(j)</sup>	Budapest, Hungary	Holding company	USD	100.0
Makati Kft. <sup>(j)</sup>	Budapest, Hungary	Holding company	USD	100.0
ABS-CBN International, Inc. (ABS-CBN International) <sup>(j) (n)</sup>	California, USA	Cable and satellite programming services	USD	100.0
ABS-CBN Australia Pty. Ltd. (ABS-CBN Australia) <sup>(j) (k)</sup>	Victoria, Australia	Cable and satellite programming services	Australian dollar (AUD)	100.0
ABS-CBN Canada, ULC (ABS-CBN Canada) <sup>(j) (k)</sup>	Canada	Cable and satellite programming services	Canadian dollar (CAD)	100.0
ABS-CBN Telecom North America, Inc. <sup>(j) (k)</sup>	California, USA	Telecommunications	USD	100.0
<i>Films and Music:</i>				
ABS-CBN Film Productions, Inc. (ABS-CBN Films)	Philippines	Movie production	Philippine peso	100.0
Cinescreen, Inc. (Cinescreen) <sup>(f)</sup>	Philippines	Theater operator	Philippine peso	100.0
<i>Narrowcast</i>				
Creative Programs, Inc. (CPI) <sup>(v)</sup>	Philippines	Content development, publishing and programming services	Philippine peso	100.0
<i>Others:</i>				
ABS-CBN Europe Remittance Inc. <sup>(d) (j) (y) (cc)</sup>	United Kingdom	Services - money remittance	GBP	100.0
E-Money Plus, Inc. <sup>(b)</sup>	Philippines	Services - money remittance	Philippine peso	100.0
ABS-CBN Global Remittance Inc. <sup>(j) (k) (y)</sup>	California, USA	Services - money remittance	USD	100.0
ABS-CBN Canada Remittance Inc. <sup>(j) (n) (y)</sup>	Canada	Services - money remittance	CAD	100.0
ABS-CBN Center for Communication Arts, Inc. <sup>(c)</sup>	Philippines	Educational/training	Philippine peso	100.0
ABS-CBN Global Cargo Corporation <sup>(t)</sup>	Philippines	Non-vessel operations common carrier	Philippine peso	100.0
ABS-CBN Integrated and Strategic Property Holdings, Inc.	Philippines	Real estate	Philippine peso	100.0
ABS-CBN Shared Service Center PTE. Ltd. <sup>(j) (m)</sup>	Singapore	Services - support	Singapore dollar (SGD)	100.0
Professional Services for Television & Radio, Inc.	Philippines	Services - production	Philippine peso	100.0
Grassfed Corporation	Philippines	Services - livestock	Philippine peso	100.0
Probabilistic Insights, Inc. <sup>(aa)</sup>	Philippines	Services - support	Philippine peso	100.0
Rosetta Holdings Corporation (RHC)	Philippines	Holding company	Philippine peso	100.0
Callirhoe, Inc.	Philippines	Holding company	Philippine peso	100.0
Eukelade Holding Corporation	Philippines	Holding company	Philippine peso	100.0
Sarimanok News Network, Inc.	Philippines	Content development and programming services	Philippine peso	100.0
The Big Dipper Digital Content & Design, Inc. (Big Dipper)	Philippines	Digital film archiving and central library, content licensing and transmission	Philippine peso	100.0
The Chosen Bun, Inc. (Chosen Bun) <sup>(z)</sup>	Philippines	Services - restaurant and food	Philippine peso	100.0
TV Food Chefs, Inc. <sup>(bb)</sup>	Philippines	Services - restaurant and food	Philippine peso	100.0
iConnect Convergence, Inc.	Philippines	Service - call center	Philippine peso	100.0
ABS-CBN Studios, Inc.	Philippines	Production facility	Philippine peso	100.0
Medianow Strategies, Inc. (Medianow) <sup>(x)</sup>	Philippines	Marketing, sales and advertising	Philippine peso	79.7
Sapientis Holdings Corporation (Sapientis)	Philippines	Holding company	Philippine peso	100.0
Columbus Technologies, Inc. (CTI) <sup>(q)</sup>	Philippines	Holding company	Philippine peso	70.0
ABS-CBN Convergence, Inc. (ABS-C) <sup>(q)</sup>	Philippines	Telecommunication	Philippine peso	69.3
ABS-CBN Theme Parks and Resorts Holdings, Inc. (ABS-CBN Theme Parks)	Philippines	Holding company	Philippine peso	100.0

(Forward)



Company	Place of Incorporation	Principal Activities	Functional Currency	Effective Interest
ABS-CBN Themed Experiences, Inc. (ABS-CBN Themed Experiences) <sup>(u)(bb)</sup>	Philippines	Management of locations	Philippine peso	100.0
Play Innovations, Inc. (PII) <sup>(g) (bb)</sup>	Philippines	Theme park	Philippine peso	73.0
Play Innovations Hungary Kft. (Play Innovations) <sup>(i) (g)</sup>	Budapest, Hungary	Theme park	USD	73.0
<b>Cable and Broadband</b>				
Sky Vision Corporation (Sky Vision) <sup>(w)</sup> (see Note 4)	Philippines	Holding Company	Philippine peso	75.0
Sky Cable Corporation (Sky Cable) <sup>(w)</sup> (see Note 4)	Philippines	Cable television services	Philippine peso	59.4
Bisaya Cable Television Network, Inc. <sup>(h) (i) (w)</sup>	Philippines	Cable television services	Philippine peso	59.4
Bright Moon Cable Networks, Inc. <sup>(h) (w)</sup>	Philippines	Cable television services	Philippine peso	59.4
Cavite Cable Corporation <sup>(h) (w)</sup>	Philippines	Cable television services	Philippine peso	59.4
Cepsil Consultancy and Management Corporation <sup>(h) (w)</sup>	Philippines	Cable television services	Philippine peso	59.4
Davao Cableworld Network, Inc. <sup>(h) (o) (w)</sup>	Philippines	Cable television services	Philippine peso	59.4
HM Cable Networks, Inc. <sup>(h) (w)</sup>	Philippines	Cable television services	Philippine peso	59.4
HM CATV, Inc. <sup>(h) (w)</sup>	Philippines	Cable television services	Philippine peso	59.4
Hotel Interactive Systems, Inc. <sup>(h) (w)</sup>	Philippines	Cable television services	Philippine peso	59.4
Isla Cable TV, Inc. <sup>(h) (w)</sup>	Philippines	Cable television services	Philippine peso	59.4
Moonsat Cable Television, Inc. <sup>(h) (o) (w)</sup>	Philippines	Cable television services	Philippine peso	59.4
Pilipino Cable Corporation (PCC) <sup>(h) (w)</sup>	Philippines	Cable television services	Philippine peso	59.4
Satellite Cable TV, Inc. <sup>(h) (w)</sup>	Philippines	Cable television services	Philippine peso	59.4
Sun Cable Holdings, Incorporated (SCHI) <sup>(h) (w)</sup>	Philippines	Holding company	Philippine peso	59.4
Sun Cable Systems Davao, Inc. <sup>(h) (i) (w)</sup>	Philippines	Cable television services	Philippine peso	59.4
Sunvision Cable, Inc. <sup>(h) (w)</sup>	Philippines	Cable television services	Philippine peso	59.4
Tarlac Cable Television Network, Inc. <sup>(h) (w)</sup>	Philippines	Cable television services	Philippine peso	59.4
Telemondial Holdings, Inc. <sup>(h) (i) (w)</sup>	Philippines	Holding company	Philippine peso	59.4
JMY Advantage Corporation <sup>(h) (w)</sup>	Philippines	Cable television services	Philippine peso	56.4
Cebu Cable Television, Inc. <sup>(h) (o) (p) (w)</sup>	Philippines	Cable television services	Philippine peso	57.4
Suburban Cable Network, Inc. <sup>(h) (w)</sup>	Philippines	Cable television services	Philippine peso	54.9
Pacific CATV, Inc. (Pacific) <sup>(h) (o) (w)</sup>	Philippines	Cable television services	Philippine peso	58.0
First Ilocandia CATV, Inc. <sup>(h) (o) (w)</sup>	Philippines	Cable television services	Philippine peso	54.9
Mactan CATV Network, Inc. <sup>(h) (o) (p) (w)</sup>	Philippines	Cable television services	Philippine peso	56.6
Discovery Mactan Cable, Inc. <sup>(h) (s) (w)</sup>	Philippines	Cable television services	Philippine peso	41.6
Home-Lipa Cable, Inc. <sup>(h) (s) (w)</sup>	Philippines	Cable television services	Philippine peso	35.6

<sup>(a)</sup> With branches in the Philippines and Taiwan

<sup>(b)</sup> Through ABS-CBN Global

<sup>(c)</sup> With branches in Italy and Spain

<sup>(d)</sup> Subsidiary of ABS-CBN Europe

<sup>(e)</sup> Nonstock ownership interest

<sup>(f)</sup> On June 5, 2017, the SEC approved the incorporation of Cinescreen. Cinescreen was established primarily to own, acquire, establish, lease, maintain, operate, manage, control, promote, advertise, undertake and carry on the business of theatres, movie houses and places of public amusement and entertainment.

<sup>(g)</sup> Through ABS-CBN Theme Parks

<sup>(h)</sup> Through Sky Cable

<sup>(i)</sup> Subsidiary of SCHI

<sup>(j)</sup> Considered as foreign subsidiary

<sup>(k)</sup> Subsidiary of ABS-CBN International

<sup>(l)</sup> With a branch in Luxembourg

<sup>(m)</sup> With a regional operating headquarters in the Philippines

<sup>(n)</sup> Through ABS-CBN Hungary

<sup>(o)</sup> Subsidiary of PCC

<sup>(p)</sup> Through Pacific

<sup>(q)</sup> Through Sapientis

<sup>(r)</sup> With branch in Korea

<sup>(s)</sup> A subsidiary of Sky Cable where Sky Cable effectively owns more than 50% interest

<sup>(t)</sup> In liquidation

<sup>(u)</sup> On July 7, 2017, the SEC approved the incorporation of ABS-CBN Themed Experiences. ABS-CBN Themed Experiences was established primarily to design, build, develop, manage, operate and maintain theme and amusement parks, hotels, restaurants, coffee shops, refreshment parlors and other attractions and facilities.

<sup>(v)</sup> On September 18, 2018, the SEC approved the merger of CPI and ABS-CBN Publishing with the former being the surviving entity.

<sup>(w)</sup> In 2012, ABS-CBN acquired additional interest in Sky Vision increasing its economic interest to 24.8%. On the same year, Lopez, Inc. also executed a proxy in favor of ABS-CBN assigning its voting rights in Sky Vision. As a result, ABS-CBN has a voting interest of 75% in Sky Vision since 2012. Sky Vision is the holding company of Sky Cable, where ABS-CBN has an economic interest of 57.4% in 2014. In 2015, ABS-CBN purchased additional shares in Sky Vision increasing its economic interest on Sky Vision and Sky Cable to 75% and





59.4%, respectively. In 2014, CPI and Sky Cable entered into an agreement to form a joint venture company. Medianow, which was incorporated on August 22, 2014, is 78.7% effectively owned by the Group in 2014. As a result of the acquisition of additional interest in Sky Vision, economic interest on Medianow increased to 79.7% in 2015. Sky Cable to 75% and 59.4%, respectively. In 2014, CPI and Sky Cable entered into an agreement to form a joint venture company. Medianow, which was incorporated on August 22, 2014, is 78.7% effectively owned by the Group in 2014. As a result of the acquisition of additional interest in Sky Vision, economic interest on Medianow increased to 79.7% in 2015. On June 30, 2018, ABS-CBN Europe Remittance Inc., ABS-CBN Global Remittance Inc. and ABS-CBN Canada Remittance Inc. ceased operations. On March 12, 2019, the SEC approved the incorporation of Chosen Bun. Chose Bun was established primarily to raise, process, manufacture and package all kinds of food products; to establish, operate, manage and maintain restaurants, coffee shops, and refreshments parlors; to serve and cater foods, drinks, refreshments and other food or commodities. On June 18, 2019, the SEC approved the incorporation of Probabilistic Insights, Inc. Probabilistic Insights, Inc. was established primarily to provide software products and data science services including but not limited to management consulting, marketing services such as direct marketing, database marketing, workshop facilitation and marketing training. The Group decided to wind-down its food and beverage and experience operations in July 2020. On December 21, 2021, ABS-CBN Europe Remittance Inc closed. In April 2022 and July 2021, ABS-CBN Europe closed its branches in Italy and Spain, respectively.

**Investments in Associates and Joint Ventures**  
The following is a list of the associates and joint ventures as at December 31, 2023 and 2022:

Entity	Principal Activities	Percentage of Ownership	
		2023	2022
<b>Associates:</b>			
Star Cinema Productions, Inc. (Star Cinema)	Services	<b>45.0</b>	45.0
The Flagship, Inc. (Flagship)	Services	<b>40.0</b>	40.0
<b>Joint ventures:</b>			
A CJ O Shopping Corporation (A CJ O)	Home shopping	<b>50.0</b>	50.0
Daum Kakao Philippines Corporation (Daum Kakao)	Services	<b>50.0</b>	50.0
Media Serbisyo Production Corporation (Media Serbisyo)	Content production	<b>49.0</b>	–
ALA Sports Promotions International, Inc. (ALA Sports)	Boxing promotions	<b>44.0</b>	44.0

All the associates and joint ventures are incorporated and have principal place of business in the Philippines. The associates and joint ventures have no contingent liabilities or capital commitments as at December 31, 2023 and December 31, 2022.

a. Investments in Joint Ventures

i. A CJ O

The joint venture operated O Shopping Channel which broadcasted company-produced shopping programs 24/7 via Sky Cable and Destiny Cable.

On June 25, 2020, the stockholders and BOD of the Company approved a plan of liquidation and cessation of operations effective December 31, 2020. In November 2020, the Company discontinued its operations to prevent further losses. The Company recognized impairment losses amounting to P35 million after considering the recoverable Company share from the liquidating joint venture. In 2022, ABS-CBN Corporation recognized impairment losses amounting to P45 million. As at April 11, 2024, there have been no transactions that affected the joint venture or its status.

ii. ALA Sports



The primary purpose of ALA Sports, which was incorporated in December 2013, is to organize, stage and promote boxing matches, and provide, distribute and market products and services that are otherwise connected to the operations of said business, in the Philippines and other territories. Due to the circumstances brought by the pandemic, the Company recognized ₱30 million impairment loss on this investment in 2022. As at April 11, 2024, there have been no transactions that affected the joint venture or its status.

iii. Daum Kakao

In 2015, the Company entered into a joint venture agreement with Kakao Corporation to form a joint venture corporation, Daum Kakao. The primary purpose of Daum Kakao, which was incorporated in February 2015, is to engage in and provide KakaoTalk services developed and/or customized for users in the Philippines for mobile devices, including marketing and sales promotions. The joint venture agreement also includes a put option in favor of the Company for the joint venture partner to purchase all of the Parent Company's stocks in Daum Kakao within 60 days after the second year of Daum Kakao's registration.

On July 29, 2016, the stockholders and the BOD of Daum Kakao approved the resolution to cease business operations and dissolve the corporation, subject to approval of SEC, effective August 30, 2016. Thereafter, the Company recognized ₱3 million impairment loss from its investment in Daum Kakao in 2016.

In view of the recent developments in Daum Kakao, the stockholders and the BOD of Daum Kakao revoked its previous resolution on cessation and dissolution of the corporation, and thereafter approved the continuance of its business operations in 2017.

The Philippine SEC has approved Daum Kakao's decrease in its capital stock from ₱900 million to ₱86 million on January 31, 2019. On June 3, 2021, Daum Kakao has returned capital of ₱364 million to the joint venturers. As at April 11, 2024, there were no transactions that has affected the joint venture nor its status.

iv. Media Serbisyo

On June 30, 2023, the Company entered into a joint venture with Prime Media Holdings, Inc. The joint venture, Media Serbisyo, will produce various programs, which will be supplied to broadcasters and other third-party platforms including Philippine Collective Media Corporation.

b. Investments in Associates

i. Flagship, Inc. (Flagship)

In 2015, the Company entered into an agreement with certain individuals to form Flagship, a holding company with interests on entities engaged in the business of producing and co-producing motion pictures and providing visual effects and post-production services. In 2023 and 2022, the Company did not recognize equity in net income of Flagship because it is immaterial.



ii. Star Cinema Productions, Inc. (Star Cinema)

Investment in the other associate, Star Cinema, has been reduced to zero due to accumulated equity in net losses. The net cumulative unrecognized net losses amounted to ₱17 million as at December 31, 2023 and 2022.

As at December 31, 2023, the carrying amount of investments in associate equals the carrying amount of investment in Flagship.

Advances to Subsidiaries

Advances to subsidiaries are intended for conversion into equity (see Note 19).

9. Property and Equipment

	December 31, 2023							
	Land and Land Improvements	Building and Improvements	Towers, Transmission, Radio, Movie and Auxiliary Equipment	Other Equipment	Construction in-Progress	Right-of-use assets		Total
						Buildings and Improvements	Towers, Transmission, Television, Radio, Movie and Auxiliary Equipment	
<b>Cost</b>								
Balance at beginning of year	₱370,662	₱11,419,067	₱9,055,657	₱6,402,643	₱412,478	₱81,136	₱130,781	₱27,872,424
Additions	-	-	18,513	7,579	57,525	23,449	-	107,066
Disposal and retirements	-	(3,042)	(141,849)	(104,316)	-	(21,780)	(129,086)	(400,073)
Reclassifications	-	51,162	34,029	(13,167)	(72,024)	-	-	-
Reclassified from non-current assets held for sale (Note 27)	276	-	601,229	-	-	-	-	601,505
Reclassified to non-current assets held for sale (Note 27)	(49,653)	(120,563)	(10,895)	(354,327)	-	-	-	(535,438)
Transfers from subsidiaries	-	-	-	336	-	-	-	336
Transfers to subsidiaries	-	-	-	(3,243)	(114,467)	-	-	(117,710)
Transfer to revaluation model	(293,081)	-	-	-	-	-	-	(293,081)
Balance at end of year	28,204	11,346,624	9,556,684	5,935,505	283,512	82,805	1,695	27,235,029
<b>Accumulated Depreciation Amortization and Impairment</b>								
Balance at beginning of year	28,204	8,128,593	8,247,329	5,584,695	144,653	66,806	125,331	22,325,611
Depreciation and amortization (Notes 21 and 23)	-	217,493	183,138	267,422	-	12,926	328	681,307
Disposals and retirements	-	(2,222)	(113,869)	(102,443)	-	(21,780)	(129,086)	(369,401)
Reclassifications	-	-	(9)	(19,373)	19,373	(5,058)	5,067	-
Reclassified from non-current assets held for sale (Note 27)	-	-	417,579	-	-	-	-	417,579
Reclassified to non-current assets held for sale (Note 27)	-	(99,901)	(8,090)	(130,558)	-	-	-	(238,549)
Transfers to subsidiaries	-	-	-	(3,218)	-	-	-	(3,218)
Balance at end of year	28,204	8,243,963	8,726,078	5,596,525	164,026	52,894	1,640	22,813,329
<b>Net Book Value</b>	<b>₱-</b>	<b>₱3,102,661</b>	<b>₱830,606</b>	<b>₱338,980</b>	<b>₱119,486</b>	<b>₱29,911</b>	<b>₱55</b>	<b>₱4,421,700</b>



December 31, 2022

	Land and Land Improvements	Building and Improvements	Towers, Transmission, Television, Radio, Movie and Auxiliary Equipment	Other Equipment	Construction in-Progress	Right-of-use assets		Total
						Buildings and Improvements	Towers, Transmission, Television, Radio, Movie and Auxiliary Equipment	
<b>Cost</b>								
Balance at beginning of year	₱456,699	₱11,430,026	₱9,798,778	₱6,434,361	₱597,447	₱81,136	₱130,781	₱28,929,228
Additions	-	-	10,285	15,841	51,458	-	-	77,584
Disposals and retirements	(83,855)	(31,016)	(302,492)	(109,125)	-	-	-	(526,488)
Reclassification Reclassified as non-current assets held for sale (Note 27)	(2,182)	20,057	(20,057)	62,706	(62,706)	-	-	-
Transfers to subsidiaries	-	-	(427,509)	(1,810)	(173,721)	-	-	(603,412)
Transfers from subsidiaries	-	-	(3,348)	670	-	-	-	(5,158)
Balance at end of year	370,662	11,419,067	9,055,657	6,402,643	412,478	81,136	130,781	27,872,424
<b>Accumulated Depreciation</b>								
<b>Amortization and Impairment</b>								
Balance at beginning of year	42,251	7,920,694	8,513,443	5,335,877	144,653	59,080	119,484	22,135,482
Depreciation and amortization (Notes 21 and 23)	106	236,175	298,013	347,744	-	7,726	5,847	895,611
Impairment loss	-	-	-	19,093	-	-	-	19,093
Disposals and retirements	(14,153)	(28,276)	(143,200)	(116,546)	-	-	-	(302,175)
Reclassified as non-current assets held for sale (Note 27)	-	-	(417,579)	-	-	-	-	(417,579)
Transfers to subsidiaries	-	-	(3,348)	(1,473)	-	-	-	(4,821)
Balance at end of year	28,204	8,128,593	8,247,329	5,584,695	144,653	66,806	125,331	22,325,611
<b>Net Book Value</b>	<b>₱342,458</b>	<b>₱3,290,474</b>	<b>₱808,328</b>	<b>₱817,948</b>	<b>₱267,825</b>	<b>₱14,330</b>	<b>₱5,450</b>	<b>₱5,546,813</b>

Construction in progress pertains to various projects, capitalizable repairs of building and facilities and restorations of regional sites.

The outstanding balance of unamortized borrowing costs capitalized as part of property and equipment amounted to ₱818 million and ₱846 million as of December 31, 2023, and 2022. There were no borrowing costs capitalized in 2023 and 2022.

In 2023, the Company disposed various property and equipment with carrying value of ₱31 million for total proceeds of ₱447 million, resulting to a gain on disposal of ₱416 million lodged in “Other income”.

In 2022, the Company disposed various property and equipment items with a net book value amounting to ₱224 million for a total proceed of ₱686 million resulting to a gain on disposal amounting to ₱462 million lodged in “Other income”.

In 2023, a parcel of land and certain transmitter equipment amounting to ₱0.3 million and ₱184 million classified as noncurrent assets held for sale in 2022 were revert back to property and equipment as the sale was not pushed through in 2022 due to certain conditions.

In 2023 construction-in-progress with carrying amount of ₱114 million was transferred to ABS-CBN Studios, Inc., while various equipment such as EDP equipment, video equipment and communication equipment with a total carrying amount of ₱0.3 million was transferred to the Company from its subsidiaries.

In 2022, various equipment such as EDP equipment, video equipment and office equipment with a total carrying value of ₱0.7 million were transferred from subsidiaries to the Company. Also, in 2022, various equipment were transferred from the Company to subsidiaries which have a total carrying value of ₱0.3 million.



The Company determined the consequences of the Resolution passed by the House Committee on Legislative Franchises denying its franchise application as impairment indicators on its nonfinancial assets. The Company recognized impairment losses amounting to ₱19 million in 2022 relating to its property and equipment. No impairment loss is recognized in 2023.

To address the impact of the denial of the franchise application (as further discussed in Note 1), the Company has entered into an agreement with its existing lenders to provide for the creation of mortgage and security interest over certain assets of the Company. The carrying value of assets mortgaged to secure the long-term debt of the Company as at December 31, 2023, and 2022 amounted to ₱2,786 million and ₱3,146 million respectively (see Note 16). The aggregate appraised value of these properties amounted to ₱4,599 million based on the latest appraisal report.

---

## 10. Land at Revalued Amounts

Starting December 31, 2023, the Company adopted the revaluation model for land. Accordingly, land with a carrying amount of ₱293 million was recorded at fair value amounting to ₱12,702 million and the Company recognized gross revaluation increment amounting to ₱12,409 million.

The “Market Data Approach” was used to determine the fair value of the land properties conducted by independent professionally qualified appraisers. With this method, sales/listings of similar property or parcels of land are compared, analyzed, and adjusted to provide a value indication for the property being appraised. The fair value represents the amount that would be received to sell the property in an orderly transaction between market participants at the date of valuation. The description of valuation techniques used and significant unobservable inputs to fair valuation are as follows:

	<u>Valuation Techniques</u>	<u>Significant Unobservable Inputs</u>	<u>Range (Weighted Average)</u>
Land	Sales Comparison	Price	2,781- 224,000
	Approach/Market Approach	Location	-10% to +15%
		Site Development	-5% to +5%
		Size	-20% to +15%
		Use	-10% to +10%
		Time Element	+10%

The fair value is categorized under Level 3 of the fair value hierarchy and represents the price that would be received to sell an asset or paid to transfer a liability in an orderly transaction between market participants at the measurement date in accordance with International Valuation Standards.

For land properties that were not appraised, the Company referred to the comparable market value published in various real estate websites adjusted by 20% bargaining allowance.

As at December 31, 2023, certain land with carrying amount of ₱88 million is part of its mortgaged properties. The revalued amount of this land at year-end is ₱9,862 million.

As at December 31, 2022, the carrying amount of the Company’s land properties under mortgage is ₱137 million.



## 11. Program Rights

	2023	2022
Balance at beginning of year	<b>₱1,623,140</b>	₱2,138,980
Additions	<b>78,450</b>	46,791
Amortization during the year (Note 21)	<b>(409,687)</b>	(562,631)
Balance at end of year	<b>1,291,903</b>	1,623,140
Less current portion	<b>319,454</b>	376,310
Noncurrent portion	<b>₱972,449</b>	₱1,246,830

Program rights include the acquired rights of the Company to air foreign and local films or programs for a certain period of time. As of December 31, 2023, the remaining useful life of program rights ranges from 1 to 21 years.

## 12. Financial Assets at Fair Value through Other Comprehensive Income

	2023	2022
Listed ordinary common, quoted club shares and others	<b>₱70,049</b>	₱40,454

Investment in quoted equity securities represents the Company's investment in Manila Electric Company common shares. Investments in quoted club shares mainly comprise of investments in Baguio Country Club, Manila Polo Club, Valley Golf and Country Club and others.

In 2022, the Company sold various of its investment in equity securities. The fair value on the date of sale is ₱7 million and the accumulated gain recognized in other comprehensive income of ₱6 million was transferred to retained earnings for the year. No sale was made in 2023.

Quoted equity securities generated dividends amounting to nil in 2022 and 2023 (refer to Note 24).

Movements in this account follows:

	2023	2022
Balances at beginning of year	<b>₱40,454</b>	₱37,754
Unrealized fair value gain	<b>29,595</b>	9,700
Sale of investment	-	(7,000)
	<b>₱70,049</b>	₱40,454

## 13. Other Noncurrent Assets

	2023	2022
Creditable withholding taxes	<b>₱1,853,563</b>	₱1,541,269
Earned tax credits	<b>211,670</b>	212,029
Deposits and bonds	<b>158,964</b>	122,970
Others	-	3,770
	<b>2,224,197</b>	1,880,038
Less allowance for tax credits	<b>(211,872)</b>	(163,219)
	<b>₱2,012,325</b>	₱1,716,819



Tax credits represent claims from the government arising from airing of government commercials, advertisements and cablecast services. Pursuant to PD No. 1362, these will be collected in the form of tax credits, which the Company can use in paying for import duties and taxes on its broadcasting and cable equipment. The tax credits cannot be used to pay for any other tax obligation to the government. The Company expects to utilize these tax credits within the next six years, from 2021 until 2027.

On January 9, 2012, the Department of Finance issued a favorable ruling on the request of the Company to utilize the tax credits in the payment of duties and taxes on the importation of digital terrestrial television boxes, which will subsequently be distributed or made available to its customers and end-users.

Deposits and bonds pertain to advance payments which serves as either down payment or earnest money to show the Company's interest (reservation) in acquiring right of use over one's property or services from another property for a certain period of time.

The Company recognized impairment losses amounting to ₱48 million in 2023 and ₱11.4 million in 2022.

The Company also reversed provision for impairment loss related to tax credits amounting to ₱0.3 million upon utilization of tax credits in 2023.

---

#### 14. Trade and Other Payables

	<b>2023</b>	2022
Trade	<b>₱279,206</b>	₱258,412
Due to related parties (Note 19)	<b>7,910,926</b>	8,499,241
Accruals for:		
Production costs and other expenses	<b>1,439,601</b>	987,300
Taxes	<b>906,330</b>	982,296
Employee benefits (Note 26)	<b>390,202</b>	547,846
Interest (Note 16)	<b>110,625</b>	136,034
Dividends payable	<b>43,481</b>	43,481
Nontrade and other payables	<b>825,891</b>	357,529
	<b>₱11,906,262</b>	₱11,812,139

Trade payables are noninterest-bearing and are normally settled on 30 to 60-day term.

Accrued expenses are normally settled within the next financial year. Accrual for production costs and other expenses represents accruals for various expenses related to the production of programs and general and administrative expenses. Accrual for employee benefits includes current portion of pension obligation and accrual for vacation and sick leave.

Nontrade and other payables include statutory liabilities which are payable within the next financial year and deposits for equity subscription from eligible stock purchase plan participants.



## 15. Contract Liabilities

	2023	2022
Customer's deposit	<b>₱1,862,334</b>	₱2,929,001

Customer deposits refer to advanced payments from customers without outstanding contracts with the Company.

Out of the contract liabilities as at beginning of year, total revenue recognized amounted to ₱356 million and ₱342 million in 2023 and 2022, respectively. Contract liabilities are usually recognized as revenues within one year from receipt.

## 16. Interest-bearing Loans and Borrowings

The details of interest-bearing loans and borrowings of the Company are as follows:

	December 31, 2023			December 31, 2022		
	Current Portion	Long-term Portion	Total	Current Portion	Long-term Portion	Total
Loan agreements	<b>₱12,658,069</b>	P-	<b>₱12,658,069</b>	₱975,679	₱12,155,820	₱13,131,499

- (i) On October 29, 2010, the Company signed a syndicated loan for ₱10 billion with Allied Banking Corporation, Allied Savings Bank, Banco de Oro (BDO) Unibank, Inc., BDO Unibank, Inc. - Trust and Investment Group, Bank of the Philippine Islands (BPI), Insular Life Assurance Company Ltd., Philippine National Bank (PNB), PNB Life Insurance, Inc., Security Bank Corporation (Security Bank) (collectively, the "Lenders"), BPI Capital Corporation (the "Lead Arranger"), BDO Capital & Investment Corporation and Security Bank (collectively, the "Arrangers") and PNB Capital & Investment Corporation and Insular Life Assurance Company Ltd. (collectively the "Co-Arranger"). BPI - Asset Management and Trust Group served as the loan's facility agent. The loan was used to refinance existing indebtedness and fund working capital requirements.

The loan is unsecured and unsubordinated with interest at 3-month PDST-F plus 0.65% per annum for the floating rate portion and 7-year PDST-F plus 0.65% per annum for the fixed rate portion.

On November 9, 2010, the Company availed the amount of ₱6,906 million from the syndicated loan to prepay existing debt facilities, namely, the Senior Credit Agreement (SCA) facility, the BDO facility, the ₱800 million Syndicated Loan facility and the Combined facility agreements.

On March 11, 2011, the Company availed the remaining amount of ₱3,094 million from the syndicated loan for working capital purposes.

The syndicated loan contains provision regarding the maintenance of certain financial ratios and limiting, among others, the payment of dividends, making investments, the issuing or selling of the Company's capital stock or some of its subsidiaries, the selling or exchange of assets, the creation of liens and the effecting of mergers.

On June 29, 2012, the Company signed a Supplemental Agreement between and among the lenders of the ₱10 billion syndicated loan agreement to amend the financial ratios as follows:





- a. Deletion of Maximum Total Debt-to-Annualized EBITDA;
- b. Increase in threshold of the Debt Service Coverage Ratio (DSCR) from 1.1:1 to 1.2:1 in the years 2012, 2013 and 2014 and to 1.5:1 from 2015 until its final maturity in 2017; and
- c. Utilization of the amount of projected capital expenditure and program rights based on approved capital expenditure and program rights acquisition budget in calculating the cash available for debt service instead of using the actual amount of capital expenditure and program rights actually paid in cash during the period.

On December 5, 2012, the Company signed a Second Supplemental Agreement between and among the lenders of the ₱10 billion syndicated loan to amend the definition of “Business.” The amendment expanded the definition to include “entertainment and amusement center development and management services and product sales and distribution services.” The expansion of the definition allowed the Company to invest in ABS-CBN Theme Parks, Play Innovations Hungary Kft and/or Play Innovations, Inc.

Under the same agreement, the majority lenders, likewise, permitted to extend a guarantee in favor of Play Innovations Hungary Kft and/or Play Innovations, Inc.

On January 30, 2014 and October 30, 2014, the BOD approved the refinancing of the fixed rate portions of the syndicated loan, which amounted to ₱4,850 million in principal. Thereafter, on February 28, 2014 and November 10, 2014, the Company entered into loan agreements with local banks for principal amounts of ₱1,650 million and ₱3,200 million, respectively. The loans are intended to refinance existing indebtedness and to fund working capital requirements.

The ₱1,650 million loan, which was availed from Security Bank, bears interest of 4.25% per annum and a term of four years. The ₱3,200 million loan, which was secured from BPI, bears interest of 3.88% per annum and a term of three years was also refinanced in May 2016. Transaction cost incurred in availing the 2014 loans amounted to ₱105 million.

On February 9, 2016, the Company entered into a loan agreement with Unionbank of the Philippines for principal amount of ₱4,750 million. The loan which refinanced the remaining portion of the syndicated loan, bears interest of 5.00% payable semi-annually with a term of ten years. Transaction cost incurred in availing the loan amounted to ₱24 million.

On May 13, 2016, the Company entered into a loan agreement with BPI to refinance the ₱3,200 million loan availed from BPI in 2014. The loan bears interest of 5.00% payable quarterly with a term of ten years. Transaction cost incurred in availing the loan amounted to ₱16 million.

On April 26, 2017, the Company entered into a loan agreement with Unionbank of the Philippines for a principal amount of ₱1,600 million for a term of 10 years. The loan, which was used to finance the settlement of the ₱1,650 million loan from Security Bank, bears interest of 4.25% per annum for first year, and 5.15% per annum for succeeding years until maturity. Transaction costs incurred in availing the loan amounted to ₱8 million.

- (ii) On March 7, 2014, the Company secured a ₱1 billion loan from Philippine American Life and General Insurance Company to partially finance its capital expenditure and general working capital requirements. The loan has a term of ten years and a fixed interest rate of 5.40% per



annum. Transaction cost incurred in availing the loan amounted to ₱5 million. This was prepaid in November 2019 resulting to a loss of ₱2.5 million.

- (iii) On March 1, 2018, the Company entered into a loan with BPI for a principal amount of ₱6 billion to refinance maturing debt and general working capital requirements. The loan bears interest of 5.75% payable quarterly with a term of seven years.
- (iv) On May 21, 2019, the Company entered into a loan with Unionbank for a principal amount of ₱5 billion to partially finance its capital expenditures and general working capital requirements. The loan has a term of ten years and a fixed rate of 6.74% per annum, payable quarterly.
- (v) On various dates in 2020, the Company prepaid portions of its principal with BPI and Unionbank amounting to ₱1.8 billion and ₱2.2 billion, respectively.
- (vi) On various dates in 2021, the Company prepaid portions of its principal with BPI and Unionbank amounting to ₱93.8 million and ₱114.4 million, respectively.
- (vii) On various dates in 2022, the Company prepaid portions of its principal with BPI and Unionbank amounting to ₱1.0 billion and ₱1.3 billion, respectively.
- (viii) On various dates in 2023, the Company prepaid portions of its principal with BPI and Unionbank amounting to ₱118 million and ₱146 million, respectively, from portion of the proceeds from the sale of mortgaged assets.

Based on the Company's assessment, the modifications in the contractual cash flows as a result of the actual and expected prepayments of its principal are not substantial. The difference of the net present value of the revised cash flows and the carrying amount of the original loan is recognized in statement of income amounting to ₱5.1 million in 2022 (nil in 2023).

The loan agreements contain provisions regarding the maintenance of certain financial ratios and limiting, among others, the payment of dividends, making investments, the issuing or selling of the Company's capital stock or some of its subsidiaries, the selling or exchange of assets, the creation of liens and the effecting of mergers.

Part of the Company's existing loan covenant with its creditors require it to possess a valid government license/franchise to operate certain businesses. The non-renewal of the franchise therefore had an adverse impact on the Company's ability to comply with this loan provision (the "Franchise Expiration Default"). To address this, the Company entered into an agreement with its existing lenders in 2020 (the "Omnibus Security and Intercreditor Agreement") to provide for the creation of a mortgage and security interest over certain assets of the Company, the opening and maintenance of Debt Service Reserve Account, pre-payment of the ₱4.0 billion of its loans, and an amendment of existing loan agreements. The lenders agree that, upon satisfaction of the necessary conditions under the Omnibus Security and Intercreditor Agreement (the "Standstill Effective Date") and during the effectivity period (the "Standstill Period") of the standstill as specified in the Omnibus Security and Intercreditor Agreement, it shall not declare an event of default to the extent that it relates to the Franchise Expiration Default. The Standstill Period shall be from the Standstill Effective until the Long Stop Date (June 30, 2023). On May 31, 2021, all the conditions specified under the Omnibus Security and Intercreditor Agreement were satisfied and accordingly, the Standstill Effective Date Notice was executed by all parties. The Omnibus Security and Intercreditor Agreement provides for a certain condition to be met prior to the Long Stop Date. Non-occurrence of such condition as of the Long Stop Date shall cause the Standstill effectivity to cease and from and as of such date the lenders shall have the right to declare an event of default and exercise all or any of



their rights and remedies as provided under the Omnibus Security and Intercreditor Agreement, including the enforcement of the security interest created under the Omnibus Security and Intercreditor Agreement. The Company obtained an extension on the Long Stop Date until December 31, 2023.

As of April 11, 2024, the Company's discussions with the banks on the further extension of the Long Stop Date until June 30, 2024 is still ongoing. Accordingly, the Parent Company's loans were classified as current as of December 31, 2023. Despite the current classification of the Parent Company's loans, the Parent Company continues to service its loan obligations with its creditor banks according to the original schedule. Ongoing discussions with its lenders include, but not limited to, the waiver of financial ratios for 2024 and the long-stop date, and possible options for the early settlement of the loan through sale of certain assets.

As of December 31, 2021, the Company received waivers from its creditor banks waiving the compliance with the relevant financial ratios for each of the quarters for the year ended December 31, 2021 and extends to each of the quarters in the year ended December 31, 2022. As a result of the receipt of these waivers as of December 31, 2021 for which the effect extends as of December 31, 2022 and for all quarters for the year then ended, the portion of the loans payable of the Company which are payable in 2024 onwards continue to be presented as non-current liabilities.

In 2023, the Company obtained waivers from its creditor banks on various dates waiving the compliance with the relevant financial ratios for all quarters in 2023. As of November 2023, the Parent Company received waivers from its creditor banks waiving the compliance with the relevant financial ratios for the last quarter of 2023.

The Omnibus Security and Intercreditor Agreement amended certain provisions of the loan agreements, which include, among others, the provision of collateral for the Company's loans and changes in the affirmative and negative covenants in relation to sale of assets. The disclosure on the assets pledged as collateral and its aggregate appraised value are in Note 9. It also required maintaining debt reserve service account for debt repayment amounting to ₱146.9 million as of December 31, 2022. As of December 31, 2023, the Company does not have maintaining debt reserve account balance for debt repayment by virtue of the waivers obtained from creditor banks for this requirement (see Note 7).

The Company and its creditors executed Amendments to the Omnibus Security and Intercreditor Agreement in 2022 and 2021 to authorize the sale of the portions of the mortgaged assets, the proceeds of which were used to repay the loan. This has resulted in the decrease in outstanding loan amounting to ₱2.8 billion. The aggregate appraised value of mortgaged properties amounted to ₱14,989 million based on the latest appraisal report (see Notes 9, 10 and 27).

Unamortized debt issue cost, presented as a deduction from the Company's outstanding loan, amounted to ₱24 million as at December 31, 2022 (nil in 2023).

Interest expense recognized related to bank loans amounted to ₱733 million in 2023 and ₱827 million in 2022.



Breakdown of the Company's term loans as of December 31, 2023 and 2022 follows:

	2023	2022
Principal	<b>₱12,658,069</b>	₱13,155,750
Less unamortized transaction costs	–	24,251
	<b>12,658,069</b>	13,131,499
Less current portion	<b>12,658,069</b>	975,679
Noncurrent portion	<b>₱–</b>	₱12,155,820

Debt issue costs as of December 31, 2023 and 2022 are amortized over the term of the loans using the effective interest method as follows:

Year	2023	2022
Within one year	<b>₱–</b>	₱10,256
More than 1 year but less than 2 years	–	9,689
More than 2 years	–	4,307
	<b>₱–</b>	₱24,252

Amortization of debt issue costs for the years ended December 31, 2023 and 2022 amounted to ₱24 million and ₱16 million, respectively (see Note 24).

Repayments of loan based on nominal values are scheduled as follows:

Year	2023	2022
Within one year	<b>₱201,921</b>	₱985,935
More than 1 year but less than 2 years	<b>5,674,214</b>	581,032
More than 2 years	<b>6,781,934</b>	11,588,784
	<b>₱12,658,069</b>	₱13,155,751

## 17. Obligations for Program Rights

This account represents liabilities to foreign and local film suppliers for program rights purchased by the Company. The liabilities are noninterest-bearing and are payable in equal monthly, quarterly or semiannual installments over a period of one to four years. The amounts presented in the statements of financial position represent the face amounts of the obligations.

The schedule of repayments as of December 31 is as follows:

	2023	2022
Within one year	<b>₱73,186</b>	₱129,523
More than 1 year	–	45,053
	<b>₱73,186</b>	₱174,576



## 18. Equity

### Capital Stock

Details of authorized and issued capital stock as of December 31, 2023 and 2022 are as follows:

#### 2023

	Number of Shares	Amount
	<i>(Amounts in Thousands, Except Number of Shares)</i>	
Authorized -		
Common shares - ₱1.0 par value	<b>1,300,000,000</b>	<b>1,300,000,000</b>
Preferred shares - ₱0.2 par value	<b>1,000,000,000</b>	<b>200,000</b>
Issued -		
Common shares	<b>899,848,111</b>	<b>₱899,848</b>
Preferred shares	<b>1,000,000,000</b>	<b>200,000</b>

#### 2022

	Number of Shares	Amount
	<i>(Amounts in Thousands, Except Number of Shares)</i>	
Authorized -		
Common shares - ₱1.0 par value	1,300,000,000	1,300,000,000
Preferred shares - ₱0.2 par value	1,000,000,000	200,000
Issued -		
Common shares	899,806,671	₱899,807
Preferred shares	1,000,000,000	200,000

Below is the Company's track record of the registration of securities:

Date of SEC Order Rendered Effective or Permit to Sell	Event	Authorized Capital Stock	Issued Shares	Issue Price
	Registered and Listed Shares (Original Shares)	₱200,000	111,327,200	₱1.00
March 31, 1992	Initial Public Offering (IPO) (Primary)	200,000	12,428,378	15.00
	Secondary*	200,000	18,510,517	15.00
	Employee Stock Option Plan*	200,000	1,403,500	15.00
June 16, 1993	40% stock dividends	200,000	49,502,074	1.00
August 18, 1994	50% stock dividends	500,000	86,620,368	1.00
July 25, 1995	100% stock dividends	1,500,000	259,861,104	1.00
July 2, 1996	50% stock dividends	1,500,000	259,861,104	1.00
January 7, 2014	Issuance	1,500,000	57,836,900	43.125
January 7, 2014	Issuance	1,500,000	34,702,140	43.225

\*Included in the 111,327,200 shares existing at the time of the IPO

The Company's total number of common stockholders is 5,191 and 5,330 as at December 31, 2023 and 2022, respectively.



*Preferred Shares.* The account consists of 1 billion cumulative, voting, non-participating, redeemable and nonconvertible preferred shares with a par value of ₱0.20 per share. No preferred dividends were distributed since 2020. Preferred cumulative dividends amounted to ₱16 million and ₱12 million as of December 31, 2023 and 2022, respectively.

The Company's total number of preferred shareholders is 197 as at December 31, 2023 and 2022.

#### Share-based Payment Transactions

*Lopez Holdings (LPZ) ESPP.* Lopez Holdings, a commonly controlled entity, has an Employee Stock Purchase Plan (LPZ ESPP) that was approved by its BOD and stockholders on February 28, 2011. The terms of LPZ ESPP, include among others, a limit as to the number of shares a qualified regular employee, officer or qualified director of Lopez Holdings and Lopez, Inc. or a qualified officer of Lopez Holdings' subsidiaries and associates, may purchase and the manner of payment based on equal semi-monthly installments over a period of two years through salary deductions. The stock options vest after two years from the grant date. All qualified participants are given until 10 years from grant date to exercise the stock options.

The primary terms of the grant are as follows:

Grant date	May 2011
Number of options granted allocable to the Company	21,974,257
Offer price per share	₱4.573
Option value per share	₱1.65

The fair value of equity-settled share options granted is estimated as at the date of grant using the Black-Scholes Option Model, taking into account the terms and conditions upon which the options were granted. The following table lists the inputs to the model used for the option grants:

Expected volatility	42.6%
Weighted average share price	₱4.573
Risk-free interest rate	4.3%
Expected life of option	5 years
Dividend yield	2.5%

The expected volatility reflects the assumption that the historical volatility is indicative of future trends, which likewise, may not necessarily be the actual outcome. The expected life of the options is based on historical data and is not necessarily indicative of exercise patterns that may occur. No other features of options grant were incorporated into the measurement of the fair value of the options.

As of December 31, 2023 and 2022, total number of options exercisable under ESPP is nil.

On December 18, 2020, the Board of Directors approved the ABS-CBN Stock Purchase Plans and Stock Grant Plans. The ABS-CBN Stock Purchase Plan 1 (SPP1) was given to employees who agreed to a pay reduction from September 2020 until February 2021. The ABS-CBN Stock Purchase Plan 2 (SPP2) was given to employees who agreed to a pay reduction from March to December 2021. The subscription price is based on the 45-day preceding volume weighted average price as of May 31, 2021. The ABS-CBN Stock Grant Plans were given to employees who were promoted anytime between September 2020 to December 2021 and who did not receive any salary adjustment for the period. The stockholders unanimously approved the Employee Stock Purchase Plan and Executive Stock Purchase Plan on February 2, 2021, and the Securities and Exchange Commission (SEC)



resolved that the issuance of said shares is exempt from the registration requirement, under Section 10.2 of the Securities and Regulation Code, on December 9, 2021. The Philippine Stock Exchange approved the listing 19,150,319 shares for the SPP1 & SPP2 on August 25, 2022, and 8,534,000 shares for Stock Grant on October 6, 2022.

In 2023, the Company has share-based payment amounting to ₱0.02 million and ₱0.3 million as of December 31, 2023 and 2022, respectively.

*ABS-CBN Stock Purchase Plan and Executive Stock Purchase Plan (SPP).* From January 22, 2018 to February 9, 2018, the Company offered to eligible participants its SPP Program where employees may subscribe to the Company's shares up to a maximum of 5% of total authorized shares.

Participants eligible in the SPP are non-managers, managers and up, board members and selected artists with at least one year of tenure. Non-managers may subscribe up to a maximum of 2,000 shares per participant while managers and artists may subscribe up to a maximum of shares equivalent to 2.5 months of their monthly salary or income. Members of the BOD may subscribe up to 100,000 shares. The subscription price for the first 2,000 shares will be at a 15% discount on the closing price as at the offer date or 45-day weighted closing prices, whichever is lower. There will be no discount on the subscription price for the shares subscribed in excess of 2,000 shares. The subscription price will be paid in five years (see Note 14).

On February 28, 2018, the Group accepted the total SPP subscription from participants of 11,391,500 common shares. The plan ended on Feb 28, 2023. The total withdrawn shares up to February 28, 2023 is 11,292,623 common shares which reverted to the Company as part of its unissued common shares. A total of 41,440 shares were fully paid and are currently being listed with the Philippine Stock Exchange for further distribution to the participants.

The primary terms of the grant are as follows:

Grant date	February 28, 2018
Number of options granted	11,391,500
Offer price per share	₱29.50
Option value per share	₱2.22

The fair value of equity-settled share options granted is estimated as at the date of grant using the Black-Scholes Option Model, taking into account the terms and conditions upon which the options were granted. The following table lists the inputs to the model used for the option grants:

Expected volatility	22.38%
Weighted average share price	₱29.50
Risk-free interest rate	4.71%
Expected life of option	5 years
Dividend yield	1.89%

The expected volatility reflects the assumption that the historical volatility is indicative of future trends, which likewise, may not necessarily be the actual outcome. The expected life of the options is based on historical data and is not necessarily indicative of exercise patterns that may occur. No other features of options grant were incorporated into the measurement of the fair value of the options.

As at December 31, 2023 and 2022, there are no exercisable shares under ABSP.



The SPP does not have a dilutive effect because the average market price of the common shares during the period is less than the exercise price of the option.

Retained Earnings

The Company’s loan agreement with its creditors limits the declaration of dividends up to 50% of the net income after tax for the immediately preceding financial year. This limitation has been in effect since 2004 resulting to an accumulation of unappropriated retained earnings (see Note 16).

Treasury Shares and PDRs Convertible to Common Shares

Details of treasury shares and PDRs convertible to common shares as of December 31, 2023 and 2022 are as follows:

	Number of Shares		Total	Amount
	Treasury Shares	PDRs Convertible to Common Shares		
Balance at beginning and end of year	–	16,321,266	16,321,266	₱544,168

PDRs convertible to common shares represent ABS-CBN Holdings PDRs held by the Company which are convertible into ABS-CBN shares. Each PDR grants the holders, upon payment of the exercise price and subject to certain other conditions, the delivery of one ABS-CBN share or the sale of and delivery of the proceeds of such sale of one ABS-CBN share. The ABS-CBN shares are still subject to ownership restrictions on shares of corporations engaged in mass media and ABS-CBN may reject the transfer of shares to persons other than Philippine nationals. The PDRs were listed in the PSE on October 7, 1999 and may be exercised at any time from said date. Any cash dividends or other cash distributions in respect of the underlying ABS-CBN shares shall be applied by ABS-CBN Holdings, issuer of PDRs, towards payment of operating expenses and any amounts remaining shall be distributed pro-rata among outstanding PDR holders.

On January 20, 2022, the Board approved the sale of its treasury shares and PDRs held by ABS-CBN, to interested qualified institutional buyers. On January 21, 2022, a block sale of 21,322,561 ABS-CBN common shares and 11,507,379 PDRs was completed at a price of ₱15.23 for each common share and for each PDR. The purchaser for the common shares and PDRs was the Company’s principal shareholder, Lopez, Inc. at a total purchase price of ₱500 million.

---

**19. Related Party Transactions**

Parties are considered to be related if one party has the ability, directly or indirectly, to control the other party or exercise significant influence over the other party in making financial and operating decisions. Parties are also considered to be related if they are subject to common control.

The Company’s BOD has the overall responsibility in ensuring that transactions with related parties are handled in a sound and prudent manner, with integrity and in compliance with applicable laws and regulations. The BOD approves material related party transactions prior to entering into said transactions should it be determined that all related party transactions within the 12-month period meet the aggregate threshold for material related party transactions which is 10% of the Company’s total assets based on its latest audited financial statements. Related party transactions that involve exclusive contracts regardless of amounts or provided by a related party servicing 30% or more of its business with the Company shall be reviewed and approved by a board-level Risk Management Committee.





Transactions with Related Parties

Significant transactions of the Company with its related parties are as follows:

	Nature	2023	2022
<b>Subsidiaries:</b>			
Dividend income from The Big Dipper Digital Content	Dividend income	<b>₱2,500,000</b>	₱-
Services rendered for Makati KFT	Service revenue	<b>637,156</b>	824,825
Management fee	Management fee	<b>314,584</b>	366,751
Expenses and charges paid for by the Company which are reimbursed by the concerned related parties	Rent, utilities, other services and other intercompany charges	<b>179,944</b>	100,619
Expenses paid by the Company to Big Dipper	Service fees	<b>172,753</b>	3,898
Intercompany revenue	Rent and fleet charges	<b>143,770</b>	131,058
<b>Entities under common control:</b>			
Proceeds of the Company from sale of asset to Lopez Holdings, Inc.	Sale of land	<b>367,857</b>	-
Expenses paid by the Company to Goldlink Securities and Investigative Services, Inc. (Goldlink) and other related parties	Service fees and utilities expenses	<b>89,582</b>	226,709
Expenses and charges paid for by the Company which are reimbursed by the concerned related parties	Rent and utilities	<b>84,059</b>	10,120
Revenue of subsidiaries from other related parties	Service fees	<b>4,962</b>	11,605
Proceeds of the Company from sale of asset to Rockwell Land Corp.	Sale of land	-	306,914

The related receivables from related parties, presented under “Trade and other receivables” account and payables to related parties, presented under “Trade and other payables” account in the company statements of financial position are as follows:

	Terms	Conditions	2023	2022
<b>Due from related parties</b> (see Note 5)				
Entities under common control:				
INAEC Aviation	30 days upon receipt of billings; noninterest-bearing	Unsecured, no impairment	<b>₱26,282</b>	₱50,255
Goldlink	30 days upon receipt of billings; noninterest-bearing	Unsecured, no impairment	<b>1,056</b>	2,626
First Philippine Holdings Corporation	30 days upon receipt of billings; noninterest-bearing	Unsecured, no impairment	<b>19</b>	4,893
Rockwell Land Corp.	30 days upon receipt of billings; noninterest-bearing	Unsecured, no impairment	-	33,450
Others	30 days upon receipt of billings; noninterest-bearing	Unsecured, no impairment	<b>31,489</b>	48,282
Subsidiaries:				
CTI	30 days upon receipt of billings; noninterest-bearing	Unsecured, (impairment of ₱3,008,514 in 2023 and 2022)	<b>3,008,726</b>	3,008,575
Sapientis	30 days upon receipt of billings; noninterest-bearing	Unsecured, fully impaired (₱2,880,551 in 2023 and 2022)	<b>2,880,551</b>	2,880,551
ABS-Convergence	30 days upon receipt of billings; noninterest-bearing	Unsecured, (impairment of ₱2,704,191 in 2023 and 2022)	<b>2,823,565</b>	2,824,366
ABS-CBN Studios	30 days upon receipt of billings; noninterest-bearing	Unsecured, no impairment	<b>1,171,238</b>	1,098,798
Rosetta Holdings Corp.	30 days upon receipt of billings; noninterest-bearing	Unsecured, no impairment	<b>721,709</b>	1,497,482

(Forward)



	Terms	Conditions	2023	2022
Play Innovations, Inc.	One to two years, interest-bearing	Unsecured, fully impaired (₱700,000 in 2023 and 2022)	<b>₱700,000</b>	₱700,000
	30 days upon receipt of billings; noninterest-bearing	Unsecured, (impairment of ₱88,333 in 2023 and 2022)	<b>585,246</b>	683,924
ABS-CBN Themed Experiences	30 days upon receipt of billings; noninterest-bearing	Unsecured, (impairment of ₱263,961 in 2023 and 2022)	<b>326,816</b>	321,288
iConnect Convergence, Inc.	30 days upon receipt of billings; noninterest-bearing	Unsecured, no impairment	<b>192,068</b>	128,410
Sky Cable	Two years, interest-bearing	Unsecured, no impairment	<b>185,950</b>	155,519
Cinescreen	30 days upon receipt of billings; noninterest-bearing	Unsecured, no impairment	<b>57,323</b>	57,390
Captain Services	30 days upon receipt of billings; noninterest-bearing	Unsecured, no impairment	<b>51,023</b>	49,138
ABS-CBN Shared Service Center PTE. Ltd.-SG	30 days upon receipt of billings; noninterest-bearing	Unsecured, no impairment	<b>14,477</b>	13,912
ABS-CBN Global - Cargo Corporation	30 days upon receipt of billings; noninterest-bearing	Unsecured, no impairment	<b>867</b>	867
Creative Programs, Inc.	30 days upon receipt of billings; noninterest-bearing	Unsecured, no impairment	–	187,914
ABS-CBN Integrated	30 days upon receipt of billings; noninterest-bearing	Unsecured, no impairment	–	17,147
Others	30 days upon receipt of billings; noninterest-bearing	Unsecured, (impairment of ₱3,651 in 2023 and 2022)	<b>51,406</b>	938,968
Joint Ventures:				
ALA Sports	30 days upon receipt of billings; noninterest-bearing	Unsecured, (impairment of ₱55,490 in 2023 and 2022)	<b>76,714</b>	76,482
A CJ O	30 days upon receipt of billings; noninterest-bearing	Unsecured, (impairment of ₱9,833 in 2023 and 2022)	<b>12,461</b>	13,553
Daum Kakao	30 days upon receipt of billings; noninterest-bearing	Unsecured, no impairment	<b>1,225</b>	1,225
Affiliates:				
ABS-CBN Lingkod Kapamilya*	30 days upon receipt of billings; noninterest-bearing	Unsecured, no impairment	<b>22,321</b>	–
Knowledge Channel Foundation, Inc.**	30 days upon receipt of billings; noninterest-bearing	Unsecured, no impairment	<b>2,975</b>	2,930
Eugenio Lopez Foundation, Inc.**	30 days upon receipt of billings; noninterest-bearing	Unsecured, no impairment	–	9
			<b>₱ 12,945,507</b>	<b>₱14,797,954</b>

	Terms	Conditions	2023	2022
<b>Due to related parties</b> (see Note 14)				
Subsidiaries:				
ABS-CBN International	30 days upon receipt of billings; noninterest-bearing	Unsecured	<b>₱2,042,074</b>	₱1,891,143
The Big Dipper Digital Content	30 days upon receipt of billings; noninterest-bearing	Unsecured	<b>1,370,708</b>	4,011,696
Makati Kft.	30 days upon receipt of billings; noninterest-bearing	Unsecured	<b>1,190,270</b>	449,390
ABS-CBN Films	30 days upon receipt of billings; noninterest-bearing	Unsecured	<b>766,309</b>	239,450
Sarimanok	30 days upon receipt of billings; noninterest-bearing	Unsecured	<b>495,608</b>	433,330
ABS-CBN Shared Service Center PTE. Ltd. – Regional Operating Headquarters	30 days upon receipt of billings; noninterest-bearing	Unsecured	<b>477,342</b>	416,009
ABS-CBN Hungary	30 days upon receipt of billings; noninterest-bearing	Unsecured	<b>328,526</b>	338,619
ABS-CBN UK	30 days upon receipt of billings; noninterest-bearing	Unsecured	<b>247,639</b>	–
ABS-CBN Global Limited	30 days upon receipt of billings; noninterest-bearing	Unsecured	<b>177,176</b>	–

(Forward)



	Terms	Conditions	2023	2022
ABS-CBN Australia	30 days upon receipt of billings; noninterest-bearing	Unsecured	<b>₱168,322</b>	₱139,410
ABS-CBN Middle East	30 days upon receipt of billings; noninterest-bearing	Unsecured	<b>108,455</b>	–
Others	30 days upon receipt of billings; noninterest-bearing	Unsecured	<b>532,259</b>	566,352
Others:				
Bayan Foundation**	30 days upon receipt of billings; noninterest-bearing	Unsecured	<b>6,231</b>	6,231
ABS-CBN Holdings	30 days upon receipt of billings; noninterest-bearing	Unsecured	7	12
ABS-CBN Lingkod Kapamilya	30 days upon receipt of billings; noninterest-bearing	Unsecured	–	860
Others	30 days upon receipt of billings; noninterest-bearing	Unsecured	–	6,739
<b>Total</b>			<b>₱7,910,926</b>	<b>₱8,499,241</b>

\*Corporate social responsibility sector of ABS-CBN; with common officers and directors

\*\*Corporate social responsibility sector of Lopez Group

Other transactions with related parties are as follow:

- a. As of December 31, 2023 and 2022, deposits for future subscriptions amounted to ₱1,622 million (see Note 9).
- a. In 2022, Rockwell Land agreed to purchase land properties of the Company with the following payment terms and conditions:
  1. 10% of the purchase price upon execution and notarization of the contract to sell.
  2. 80% of the purchase price upon execution of the Deed of Absolute Sale.
  3. 10% of the purchase price within 7 business days from receipt by Rockwell Land of the electronic Certificate Authorizing Registration issued by the Bureau of Internal Revenue.

In 2022, sale of land amounting to ₱307M was completed resulting to a gain on sale of ₱238 million.
- b. In 2023, the Company sold a certain land to Lopez Holdings Corporation for total proceeds and gain on sale of ₱368 million.
- c. In 2023, the Company agreed to sell its transportation equipment to INAEC Aviation Corporation. The sale is expected to be completed in 2024. The transportation equipment was reclassified to non-current assets held for sale as of December 31, 2023 (Note 27).
- d. The Company's loans granted to Play Innovations, Inc. amounted to ₱700 million as of December 31, 2023 and 2022. These loans have a term of one to two years with fixed interest rate of 4% per annum. Interest income amounted to ₱37.2 million in 2023 and ₱29.6 million in 2022 (see Note 24).
- e. On July 3, 2014, the Company granted a loan to Sky Cable amounting to ₱2 billion. The loan has a term of two years with fixed interest rate equivalent to 3.75% per annum. In 2016, the Company granted the term extension of the loan to two years with fixed interest rate equivalent to 3.875% per annum. Partial settlement of loan amounting to ₱1.5 billion was made on December 20, 2017. In 2019, the Company granted the term extension of the loan to 3 years with fixed interest rate equivalent to 4.06% per annum. On December 2, 2021, the parties agreed to change the interest rate to a fixed rate of 5.70% per annum until its maturity on September 2, 2022. The change in the interest rate did not result to a substantial modification.



Terms and Conditions of Transactions with Related Parties

Except for transactions identified in the previous section as interest-bearing, outstanding balances at financial reporting date are unsecured, interest-free and settlement occurs in cash and are collectible or payable on demand. For the years ended December 31, 2022, the Company recorded provision for ECL relating to amounts owed by related parties amounting to ₱9.6 billion as of December 31, 2023 and 2022. This assessment is undertaken at each financial year through examining the financial position of the related party and the market in which the related party operates.

Compensation and Benefits of Key Management Personnel of the Company

	2023	2022
Compensation (see Notes 21 and 23)	<b>₱410,814</b>	₱467,960
Pension costs (see Note 26)	<b>38,082</b>	43,380
	<b>₱448,896</b>	₱511,340

**20. Revenues**

The Company's disaggregated revenue information follows:

	2023	2022
Advertising revenue	<b>₱5,937,826</b>	₱4,877,303
Ancillary rights	<b>1,055,566</b>	1,237,436
Line production revenue	<b>637,156</b>	754,722
Royalty income	<b>363,435</b>	102,018
Sale of goods	<b>39,729</b>	77,908
Subscription revenue	<b>48,652</b>	40,475
Others	<b>424,132</b>	22,537
	<b>₱8,506,496</b>	₱7,112,399

Others include revenues earned from short-messaging-system, wardrobe rental, project restorations, share in virtual gifts, agency billings and various income sources.

Advertising revenue breakdown:

	2023	2022
Airtime revenue	<b>₱5,514,020</b>	₱4,306,375
Online ad sales	<b>961,854</b>	988,204
Sponsorship income	<b>4,724</b>	179
Digital consumer revenue	<b>1,106</b>	3,115
Revenue deductions	<b>(543,878)</b>	(420,570)
	<b>₱5,937,826</b>	₱4,877,303



---

## 21. Production Costs

	2023	2022
Personnel expenses (Notes 19, 23 and 26)	<b>₱3,254,752</b>	₱3,488,253
Facilities related expenses	<b>1,302,174</b>	1,177,347
Amortization of program rights (Note 11)	<b>409,687</b>	562,631
Depreciation and amortization (Note 9)	<b>342,297</b>	492,113
Set requirements	<b>324,576</b>	331,029
Travel and transportation	<b>241,470</b>	328,702
Blocktime cost	<b>180,100</b>	244,755
Catering and food expenses	<b>115,080</b>	131,628
Prizes	<b>52,151</b>	30,097
License fees and royalties expense	<b>13,980</b>	92,610
Advertising and promotions	<b>12,120</b>	5,018
Other program expenses	<b>851,461</b>	497,531
	<b>₱7,099,848</b>	₱ 7,381,715

Personnel expenses include talent fees, salaries and other employee benefits.

Other program expenses include, but are not limited to, supplies, advertising and other expenses related to various programs during the year.

---

## 22. Cost of Sales and Services

Cost of sales consists of the following:

	2023	2022
Inventory cost (Note 6)	<b>₱70,615</b>	₱99,802
Others	<b>13,169</b>	14,621
Cost of sales	<b>₱83,784</b>	₱114,423

Other cost of sales pertains to packaging, re-kitting and other marketing and selling costs related to the inventories.

Cost of services consists of the following:

	2023	2022
Synchronization rights	<b>₱16,762</b>	₱7,279
Marketing expense	<b>7,064</b>	-
Others	<b>6,098</b>	-
Cost of services	<b>₱29,924</b>	₱7,279



### 23. General and Administrative Expenses

	2023	2022
Personnel expenses (Notes 19 and 26)	<b>₱1,911,374</b>	₱2,109,514
Contracted services	<b>622,363</b>	632,585
Facilities related expenses (Note 28)	<b>368,834</b>	349,096
Depreciation and amortization (Note 9)	<b>339,010</b>	403,498
Taxes and licenses	<b>182,442</b>	290,097
Research and survey	<b>94,813</b>	168,038
Dues and subscriptions	<b>48,740</b>	39,018
Provision for doubtful accounts (Note 5)	<b>48,368</b>	75,971
Provision for inventory losses (Note 6)	<b>46,740</b>	667
Advertising and promotions	<b>18,155</b>	66,012
Supplies expense	<b>12,415</b>	7,123
Catering and food expense	<b>4,984</b>	9,157
Donations and contributions	<b>2,124</b>	4,594
Other expenses	<b>225,361</b>	334,417
	<b>₱3,925,723</b>	₱4,489,787

Other expenses consist mainly of supplies expense, catering and food expenses and transportation and travel expenses.

Personnel expenses, included under “Production costs” and “General and administrative expenses” accounts, in the statements of comprehensive income, consists of the following:

	2023	2022
Salaries and wages	<b>₱4,805,863</b>	₱5,198,537
Other employee benefits (see Note 26)	<b>9,655</b>	7,566
Pension and separation benefits (see Note 26)	<b>350,608</b>	391,664
	<b>₱5,166,126</b>	₱5,597,767

### 24. Other Income and Expenses

#### Finance Costs

	2023	2022
Interest expense (Notes 16 and 28)	<b>₱736,536</b>	₱829,067
Amortization of debt issue costs (Note 16)	<b>24,252</b>	15,935
Bank service charges	<b>2,235</b>	2,198
	<b>₱763,023</b>	₱847,200

The following are the sources of the Company’s interest expense:

	2023	2022
Loan agreements (Note 16)	<b>₱733,518</b>	₱827,104
Lease liabilities (Note 28)	<b>3,018</b>	1,963
	<b>₱736,536</b>	₱829,067



Interest Income

The following are the sources of the Company's interest income:

	2023	2022
Due from related parties (Note 19)	<b>₱56,565</b>	₱45,001
Cash and cash equivalents (Note 4)	<b>1,387</b>	2,813
	<b>₱57,952</b>	₱47,814

Other Income - net

	2023	2022
Dividend income (Note 19)	<b>₱2,500,000</b>	₱-
Gain on sale of property and equipment (Note 9)	<b>416,782</b>	461,744
Intercompany revenue (Note 19)	<b>323,714</b>	131,058
Management fees (Note 19)	<b>314,584</b>	366,751
Leasing operation (Notes 19 and 27)	<b>60,907</b>	61,376
Gain on sale of noncurrent assets held for sale (Note 27)	<b>58,821</b>	2,055,578
Licenses and rights	-	261,367
Others - net	<b>89,864</b>	1,044,484
	<b>₱3,764,672</b>	₱4,382,358

Others mainly pertain to sponsorship fees.

---

**25. Income Taxes**

The provision for current income tax amounted to ₱52,139 and ₱31,944 in 2023 and 2022, respectively.

Significant components of deferred tax assets and liabilities are as follows:

	2023	2022
Deferred tax assets - net:		
Lease liabilities	<b>₱42,949</b>	42,949
NOLCO	<b>21,368</b>	28,491
	<b>₱64,317</b>	₱71,440
Deferred tax liabilities - net:		
Capitalized interest, duties and taxes (net of accumulated depreciation)	<b>(163,213)</b>	(170,337)
Gain on acquisition and exchange of debt (net of accretion)	<b>(70,447)</b>	(70,447)
Right-of-use asset	<b>(44,805)</b>	(44,804)
Revaluation increment	<b>(3,102,147)</b>	-
	<b>(₱3,380,612)</b>	(₱285,588)



The deferred tax assets for the following deductible temporary differences have not been recognized because management believes that it is not probable that sufficient future taxable income will be available to allow such deferred tax assets to be realized.

	2023	2022
NOLCO	<b>₱18,102,946</b>	₱16,939,344
Allowance for ECL	<b>10,249,031</b>	10,200,662
Accrued pension obligation and other employee benefits	<b>4,701,416</b>	4,554,473
Customers' deposits	<b>3,513,959</b>	2,770,565
Unrealized foreign exchange loss - net	<b>1,181,550</b>	1,242,058
Allowance for impairment losses on investments in subsidiaries and associates	<b>365,244</b>	365,244
Allowance for inventory losses	<b>350,710</b>	655,483
Allowance for impairment losses on property and equipment and other noncurrent assets	<b>164,026</b>	164,385
MCIT	<b>109,813</b>	57,673
Provision for probable losses	-	201,328
Marketing and advertising expenses	<b>191,068</b>	173,145
Unamortized debt issue costs	-	24,251
Others	<b>522,428</b>	312,943

MCIT incurred in 2019 amounting to ₱8 million expired in 2022

Details of MCIT that can be claimed as tax credit against future RCIT are as follows:

Year Incurred	Expiry Dates	Amount
2021	December 31, 2024	₱25,729
2022	December 31, 2025	31,944
2023	December 31, 2026	52,139
		<b>₱109,812</b>

On September 30, 2020, the BIR issued Revenue Regulations No. 25-2020 implementing Section 4(b) of "Bayanihan to Recover As One Act" which states that the NOLCO incurred for taxable years 2020 and 2021 can be carried over and claimed as a deduction from gross income for the next five (5) consecutive taxable years immediately following the year of such loss.

The Company has incurred NOLCO in taxable years 2020 and 2021 which can be claimed as deduction from the regular taxable income for the next five (5) consecutive taxable years pursuant to the Bayanihan to Recover As One Act, while for the year 2022, NOLCO can be claimed as deduction for the next three (3) consecutive taxable years. The details are as follows:

Year Incurred	Availment Period	Amount
2020	2021 to 2025	₱11,899,297
2021	2022 to 2026	2,943,979
2022	2023 to 2025	2,210,030
2023	2023 to 2026	1,135,112





Movement in the net - deferred tax liabilities follow:

	2023	2022
Balances at beginning of year	(P214,148)	(P214,148)
Deferred taxes recognized in profit or loss	-	-
Deferred taxes in other comprehensive income	(3,102,147)	-
Balances at end of year	<b>(P3,316,295)</b>	<b>(P214,148)</b>

The reconciliation of statutory tax rate to effective tax rate applied to income before income tax is as follows:

	2023	2022
Statutory tax rate	25%	25%
Effect of change in income tax rate	0%	0%
Additions to (reduction in) income tax from the tax effects of:		
Dividend income exempt from income tax	0%	0%
Interest income subjected to final tax	0%	0%
Nondeductible interest expense and others	(27%)	(26%)
Effective tax rate	<b>(2%)</b>	<b>(1%)</b>

## 26. Pension and Other Employee Benefits

This account consists of:

	2023	2022
Pension obligation	<b>P2,975,031</b>	P2,858,394
Other employee benefits	<b>952,123</b>	1,008,626
	<b>P3,927,154</b>	<b>P3,867,020</b>

	2023	2022
Current (Note 14)	<b>P89,805</b>	P121,368
Noncurrent	<b>3,837,349</b>	3,745,652
	<b>P3,927,154</b>	<b>P3,867,020</b>

### a. Pension Plan

The Company has a funded, noncontributory and actuarially loans computed pension plan covering substantially all of its employees. The benefits are based on years of service and compensation during the last year of employment.

The following tables summarize the components of net pension expense recognized in the company statements of income and accrued pension obligation recognized in the company statements of financial position:

#### Net Pension Expense

	2023	2022
Current service cost	<b>P197,258</b>	P253,307
Net interest cost	<b>153,350</b>	138,399
Net pension expense	<b>P350,608</b>	<b>P391,706</b>



Accrued Pension Obligation

	2023	2022
Present value of obligation	<b>₱3,141,520</b>	₱3,128,396
Fair value of plan assets	<b>(166,489)</b>	(270,006)
Accrued pension obligation	<b>₱2,975,031</b>	₱2,858,390

Changes in the present value of the defined benefit obligation are as follow:

	2023	2022
Defined benefit obligation at beginning of the year	<b>₱3,128,396</b>	₱3,678,676
Current service cost	<b>197,258</b>	253,307
Actuarial loss (gain) due to:		
Changes in financial assumptions	<b>26,413</b>	(222,410)
Change in demographic assumptions	-	(18,499)
Experience adjustments	<b>(138,927)</b>	(164,551)
Interest cost	<b>175,966</b>	159,604
Benefits paid from retirement fund	<b>(247,587)</b>	(557,731)
Defined benefit obligation at end of year*	<b>₱3,141,520</b>	₱3,128,396

\*includes benefit payable to retrenched employees amounting to ₱551 and ₱614 million as of December 31, 2023 and 2022, respectively.

Change in the fair value of plan assets are as follow:

	2023	2022
Fair value of plan assets at beginning of year	<b>₱270,006</b>	₱425,801
Interest income included in net interest cost	<b>22,616</b>	21,205
Actual return excluding amount included in net interest cost	<b>(126,133)</b>	(177,000)
Fair value of plan assets at end of year	<b>₱166,489</b>	₱270,006

The Company expects to contribute ₱400 million to the retirement fund in 2024.

Changes in net pension liability are as follow:

	2023	2022
Balance at beginning of year	<b>₱2,858,391</b>	₱3,252,929
Pension expense	<b>350,608</b>	391,706
Remeasurement loss in OCI	<b>13,620</b>	(228,513)
Benefits paid	<b>(247,587)</b>	(557,731)
Net pension liability at end of year	<b>₱2,975,031</b>	₱2,858,391

The major categories of plan assets as a percentage of the fair value of total plan assets are as follows:

	2023	2022
		(Percentage)
Short-term equity investment	<b>97.8</b>	98.7
Investment in fixed/floating rate treasury note	<b>2.2</b>	1.3
	<b>100.00</b>	100.0



The principal assumptions used in determining pension benefit obligation for the Company’s plan are shown below:

	December 31		January 1	
	2023	2023	2022	2022
Discount rate	<b>6.06%, 6.09%</b>	7.12%, 7.21%	4.98%-5.03%	
Future salary rate increases	<b>5%-4%</b>	2.67%-6.4%	2.67%-6.4%	

The pension fund is actively managed by the retirement committee, composed of five members, four of whom are executive staff of the Company and beneficiaries of the plan.

The retirement committee of the beneficial trust fund uses an investment approach with the objective of maximizing the long-term expected return of plan assets. The plan’s investment portfolio seeks to achieve regular income, long-term capital growth and consistent performance over its own portfolio benchmark. In order to attain this objective, the Trustee’s mandate is to invest in a diversified portfolio of fixed income and equities. The investment portfolio consists of investment in equity and fixed income securities of 98% and 2% as of December 31, 2023, respectively, and 99% and 1% as of December 31, 2022, respectively.

On July 27, 2010, the retirement committee of the retirement fund approved the following:

- a. Acquisition of ABS-CBN securities to fully fund the retirement fund deficiency;
- b. Allow the acquisition of Lopez Holdings shares and shares of other listed companies;
- c. Migrate to an investment management account arrangement in lieu of a “Trusteed” arrangement with BDO; and
- d. Appoint an investment officer of the retirement plan.

The fair value of the plan assets allocation as at December 31, 2023 and 2022 are as follows:

	2023	2022
Fixed Income:		
Short-term	<b>₱3,618</b>	₱3,480
Equities:		
Investment in shares of stock and other securities of related parties	<b>162,871</b>	266,526
	<b>₱166,489</b>	₱270,006

*Short-term Fixed Income.* Short-term fixed income investment includes investments in short term UITF including money market funds and short-term funds in 2023 and 2022.

*Medium and Long-term Fixed Income.* Investments in medium and long-term fixed income include Philippine-peso denominated bonds, such as government securities, corporate bonds, notes and debt securities and equity investment in preferred shares.

*Equities.* These pertain to investments in shares of stock and other securities of related parties and other companies listed in the PSE.



*Investments in Shares of Stock and Other Securities of Related Parties.* These pertain to investments in ABS-CBN PDRs and common shares and Lopez Holdings and Rockwell Land common shares.

December 31, 2023				
	Number of Shares	Cost	Fair Value	Unrealized Loss
ABS-CBN PDRs	34,903,160	₱1,515,862	₱160,555	(₱1,355,307)
ABS-CBN Common	501,320	24,052	2,316	(21,736)
	<b>35,404,480</b>	<b>₱1,539,914</b>	<b>₱162,871</b>	<b>(₱1,377,043)</b>

December 31, 2022				
	Number of Shares	Cost	Fair Value	Unrealized Loss
ABS-CBN PDRs	34,903,160	₱1,515,862	₱262,821	(₱1,253,041)
ABS-CBN Common	501,320	24,052	3,705	(20,347)
	<b>35,404,480</b>	<b>₱1,539,914</b>	<b>₱266,526</b>	<b>(₱1,273,388)</b>

As of December 31, 2023 and 2022, the value of each ABS-CBN PDRs held by the retirement fund is at ₱4.60 and ₱7.53, respectively.

Total loss from investments in shares of stock and other securities of related parties amounted to ₱1,377 million and ₱1,273 million in 2023 and 2022, respectively.

b. Other Employee Benefits

Other employee benefits consist of accumulated employee vacation and sick leave entitlement.

	2023	2022
Current service cost	<b>₱23,167</b>	₱42,157
Net interest cost	<b>64,976</b>	54,164
Actuarial gain	<b>(63,837)</b>	(168,676)
Net benefit income	<b>₱24,306</b>	(₱72,355)

Changes in the present value of the defined benefit obligation are as follows:

	2023	2022
Defined benefit obligation at beginning of year	<b>₱1,008,627</b>	₱1,177,150
Current service cost	<b>23,167</b>	42,157
Interest cost	<b>64,976</b>	54,164
Actuarial gain	<b>(63,837)</b>	(168,676)
Benefits paid	<b>(80,810)</b>	(96,168)
Defined benefit obligation at end of year	<b>₱952,123</b>	₱1,008,627

The sensitivity analysis in the table in the next page has been determined based on reasonably possible changes of each significant assumption on the defined benefit obligation as of the end of the reporting period, assuming all other assumptions were held constant.



	Increase (decrease) in defined benefit obligation	
	2023	2022
Discount rate:		
Increase by 1%	<b>(P175,356)</b>	(P176,133)
Decrease by 1%	<b>194,920</b>	198,331
Future salary increases:		
Increase by 1%	<b>209,372</b>	212,107
Decrease by 1%	<b>(188,725)</b>	(191,288)

The average duration of the defined benefit obligation at the end of the period is 8.08 to 12.51 years.

Shown below is the maturity analysis of the undiscounted benefit payments:

	2023	2022
Less than one year	<b>P820,292</b>	P830,585
More than one year to five years	<b>970,814</b>	925,063
More than five years to 10 years	<b>2,110,610</b>	2,351,040
More than 10 years to 15 years	<b>1,671,991</b>	1,883,499
More than 15 years to 20 years	<b>1,410,793</b>	1,824,835
More than 20 years	<b>1,687,483</b>	2,220,553

## 27. Noncurrent assets held for sale Related Party Transactions

In 2023, certain land, building, and transmitter equipment with book values of P50 million, P21 million and P3 million, respectively, were classified as noncurrent assets held for sale as of December 31, 2023.

Transportation equipment with book value of P224 million were also classified as held for sale, amounting to P191 million as its fair value less cost to sell is lower than its carrying amount resulting to a recognition of impairment loss of P32 million. The sale of these assets is expected to be completed within a year from the reporting date.

In February 2024, the Company sold its land and building with a cost of P50 million and P21 million, respectively, resulting in gain on sale of P414 million.

As at December 31, 2023, the appraised value of properties under mortgage classified as noncurrent assets held for sale is 528 million.

In 2023, a parcel of land and certain transmitter equipment amounting to P0.3 million and P184 million classified as noncurrent assets held for sale in 2022 were revert back to property and equipment as the sale was not pushed through in 2022 due to certain conditions (see Note 9).

In 2022, the Company classified a certain land amounting to 2 million as noncurrent assets held for sale. This land was sold in 2023 for 61 million resulting in a gain on sale of 59 million (see Note 24).

Noncurrent assets held for sale are included as part of "Content Production and Distribution" business segment (see Note 33).



## 28. Commitments

### Operating Lease

*As Lessee.* The Company lease office facilities, transmitters, space and satellite equipment. These lease agreements include extension and termination options. These options are negotiated by management to provide flexibility in managing the leased-asset portfolio and aligned with the Company's business needs. Management exercises significant judgement in determining whether these extension and termination options are reasonably certain to be exercised.

The following are the amounts recognized in the Company's statement of income in 2023 and 2022:

	2023	2022
Depreciation expense of right-of-use asset	<b>₱13,254</b>	₱13,573
Interest expense on lease liability	<b>3,018</b>	1,963
Expenses relating to short-term leases (included under "Facilities-related expense" in production cost)	<b>93,315</b>	59,593
Expenses relating to short-term leases (included under "Facilities-related expense" in general and administrative expenses)	<b>7,598</b>	21,444
Total amount recognized in the statement of comprehensive income	<b>₱117,185</b>	₱96,573

The rollforward analysis of lease liability is as follows:

	2023	2022
Balance at beginning of year	<b>₱25,806</b>	₱37,306
Additions	<b>23,449</b>	-
Interest expense	<b>3,018</b>	1,963
Interest paid	<b>(3,018)</b>	(1,963)
Payments	<b>(15,643)</b>	(11,500)
Balance at end of year	<b>33,612</b>	25,806
Less current portion	<b>10,851</b>	11,244
	<b>₱22,761</b>	₱14,562

*As Lessor.* The Company has entered into commercial property leases on its building, consisting of the Company's surplus office buildings. These non-cancelable leases have remaining non-cancelable lease terms of 3 to 5 years. All leases include a clause to enable upward revision of the rental charge on a predetermined rate. Rent income recognized by the Company amounted to ₱7.2 million, ₱6.7 million and ₱6.6 million in 2023, 2022 and 2021, respectively.

Future minimum rentals receivable under non-cancelable operating leases are as follow:

	2023	2022
Within one year	<b>₱1,160</b>	₱10,254
After one year but not more than five years	-	7,523
	<b>₱1,160</b>	₱17,777



## 29. Financial Risk Management Objectives and Policies

The Company's principal financial instruments comprise cash, financial assets at FVOCI and interest-bearing loans and borrowings. The main purpose of these financial instruments is to raise funds for the Company's operations. The Company has various other financial assets and liabilities such as trade receivables and trade payables, which arise directly from its operations.

It is, and has been throughout the year under review, the Company's policy that no trading in financial instruments shall be undertaken.

The main risks arising from the Company's financial instruments are foreign currency risk, credit risk and liquidity risk. The BOD reviews and agrees on the policies for managing each of these risks and they are summarized below:

### Cash Flow Interest Rate Risk

The Company's exposure to the risk for changes in market interest rates relates primarily to the Company's debt obligations with floating interest rates.

To manage this mix in a cost-efficient manner, it is the Company's policy to enter into interest rate swaps whenever the need arises. As at December 31, 2023 and 2022, there are no freestanding derivative contracts.

Interest on financial instruments classified as floating rate is repriced at intervals of three months. Interest on financial instruments classified as fixed rate is fixed until the maturity of the instrument.

### Foreign Currency Risk

It is the Company's policy to enter into cross currency swaps whenever the need arises to manage foreign currency risk and eliminate the variability of cash flows due to changes in the fair value of the foreign-currency denominated debt with maturity of more than one year.

As of December 31, 2023 and 2022, there are no freestanding derivative contracts and all the Company's long-term loan obligations are generally in Philippine currency.

The Company, however, has transactional currency exposures. Such exposure arises when the transaction is denominated in currencies other than the functional currency of the operating unit or the counterparty.

The following tables show the Company's significant foreign currency-denominated financial assets and liabilities and their Philippine peso equivalents as of December 31, 2023 and 2022:

	2023				Philippine Peso Equivalent
	USD	EUR	GBP	AED	
Financial assets:					
Cash and cash equivalents	213	–	–	–	₱11,773
Trade and other receivables	12,925	3	16	10	717,191
	<b>13,138</b>	<b>3</b>	<b>16</b>	<b>10</b>	<b>728,964</b>
Financial liabilities:					
Trade and other payables	1,162	15	–	–	65,269
Obligations for program rights	342	–	–	–	18,944
	<b>1,504</b>	<b>15</b>	<b>–</b>	<b>–</b>	<b>84,213</b>
Net foreign currency-denominated financial assets liabilities	<b>11,634</b>	<b>(12)</b>	<b>16</b>	<b>10</b>	<b>₱644,751</b>



	2022				
	USD	EUR	GBP	AUD	Philippine Peso Equivalent
Financial assets:					
Cash and cash equivalents	1,098	–	–	–	₱61,228
Trade and other receivables	5,875	163	77	1	342,523
	6,973	163	77	1	403,751
Financial liabilities:					
Trade and other payables	269,117	1,468	482	413	15,141,462
Obligations for program rights	446	–	–	–	24,869
	269,563	1,468	482	413	15,166,331
Net foreign currency-denominated financial assets liabilities	(262,590)	(1,305)	(405)	(412)	(₱14,762,580)

In translating the foreign currency-denominated monetary assets and liabilities into Philippine peso amounts, the Company used the following exchange rates:

Currency	Exchange Rates	
	2023	2022
USD	<b>55.37</b>	55.76
EUR	<b>61.49</b>	59.53
GBP	<b>70.78</b>	67.42
AUD	<b>37.97</b>	37.80
AED	<b>14.83</b>	15.28

The following table demonstrates the sensitivity to a reasonably possible change in foreign exchange rates, with all other variables held constant, of the Company's income before income tax. There is no other impact on the Company's equity other than those already affecting net income.

	2023		2022	
	Increase (Decrease) in ₱ to Foreign Currency Exchange Rate	Effect on Income Before Income Tax	Increase (Decrease) in ₱ to Foreign Currency Exchange Rate	Effect on Income Before Income Tax
USD	<b>0.7%</b> <b>(0.7%)</b>	<b>₱86,325</b> <b>(93,965)</b>	1.10% (0.40%)	(₱126,290) 47,359
EUR	<b>0.8%</b> <b>(0.5%)</b>	<b>1,395</b> <b>(939)</b>	0.90% (0.70%)	(536) 612
GBP	<b>0.8%</b> <b>(0.4%)</b>	<b>2,264</b> <b>(1,169)</b>	0.70% (0.90%)	(299) –
AUD	– –	– –	1.20% (1.10%)	(132) 117
AED	<b>0.8%</b> <b>(0.9%)</b>	<b>757</b> <b>(834)</b>	– –	– –

The change in currency rate is based on the Company's best estimate of expected change considering historical trends and experiences. Positive change in currency rate reflects a weaker peso against foreign currency.

The Company computes for the percentages of changes in exchange rates for the foreign currency-denominated accounts by comparing the year-end closing rates or existing foreign currency exchange rates with the forward foreign currency exchange rates three months before and after financial reporting date. The Company assumes the trend for the six months period to be its exposure on foreign currency fluctuations.





### Credit Risk

The Company is exposed to credit risk from operational and certain of its financing activities. On the Company's credit risk arising from operating activities, the Company only extends credit to recognized and accredited third parties. The Company implements a pay before broadcast policy to new customers. In addition, receivable balances are monitored on an ongoing basis. Such determination takes into consideration the age of the receivable and the current solvency of the individual accounts.

With regard to the Company's financing activities, as a general rule, the Company transacts these activities with counterparties that have a long credit history in the market and an outstanding relationship with the Company. The policy of the Company is to have the BOD accredit these banks and/or financial institutions before any of these financing activities take place.

With respect to credit risk arising from the financial assets of the Company, exposure to credit risk arises from default of the counterparty.

There is no requirement for collateral over trade receivables since the Company trades only with recognized and accredited counterparties.

The maximum exposure to credit risk is partly represented by the carrying amounts of the financial assets that are reported in the company statements of financial position.

*Credit Risk Exposures.* The table below shows the maximum exposure to on- and off-balance sheet credit risk exposures of the Company, without considering the effects of collateral, credit enhancements and other credit risk mitigation techniques as of December 31:

	2023	2022
Financial assets at amortized cost:		
Cash (excluding cash on hand)	<b>₱85,397</b>	₱99,151
Trade and other receivables (excluding advances subject to liquidation)	<b>17,628,033</b>	17,571,032
Deposits	<b>158,963</b>	162,794
	<b>₱17,872,393</b>	₱17,832,977

*Credit Quality per Class of Financial Asset.* The credit quality of financial assets is being managed by the Company using internal credit ratings. The tables below show the credit quality by class of financial assets based on the Company's credit rating system as of December 31:

	2023					
	Neither Past Due nor Impaired			Past Due but not Impaired		Total
	High	Moderate	Low	not Impaired	Impaired	
Financial assets at amortized cost						
Cash:						
Cash in banks	<b>₱85,397</b>	₱-	₱-	₱-	₱-	<b>₱85,397</b>
Trade and other receivables:						
Trade receivables	<b>1,179,405</b>	<b>381,458</b>	<b>10,215</b>	<b>1,042,529</b>	<b>90,251</b>	<b>2,703,858</b>
Nontrade receivables*	<b>116,728</b>	<b>87,586</b>	<b>71,590</b>	<b>355,823</b>	<b>436,508</b>	<b>1,068,234</b>
Due from related parties	-	<b>3,230,983</b>	-	-	<b>9,714,524</b>	<b>12,945,507</b>
Deposits	<b>158,964</b>	-	-	-	-	<b>158,964</b>
Financial assets at FVOCI	<b>70,049</b>	-	-	-	-	<b>70,049</b>
	<b>₱1,610,543</b>	<b>₱3,700,027</b>	<b>₱81,805</b>	<b>₱1,398,352</b>	<b>₱10,241,283</b>	<b>₱17,032,009</b>

\*Excluding advances subject to liquidation



	2022					
	Neither Past Due nor Impaired			Past Due but	Impaired	Total
	High	Moderate	Low	not Impaired		
Financial assets at amortized cost:						
Cash:						
Cash in banks	₱99,151	₱-	₱-	₱-	₱-	₱99,151
Trade and other receivables:						
Trade receivables	1,114,876	363,183	5,023	627,873	37,729	2,148,684
Nontrade receivables*	123,185	92,431	75,549	689,378	38,197	1,018,740
Due from related parties	-	5,083,430	-	-	9,714,524	14,797,954
Deposits	122,970	-	-	-	-	122,970
Financial assets at FVOCI	40,454	-	-	-	-	40,454
	<b>₱1,500,636</b>	<b>₱5,539,044</b>	<b>₱80,572</b>	<b>₱1,317,251</b>	<b>₱9,790,450</b>	<b>₱18,227,953</b>

\*Excluding advances subject to liquidation

The credit quality of the financial assets was determined as follows:

▪ **High Credit Quality**

This includes deposits or placements to counterparties with good credit rating or bank standing. For receivables, this covers, as of financial reporting date, accounts of good paying customers, with good credit standing and with no history of account treatment for a defined period.

▪ **Moderate Credit Quality**

For receivables, this covers accounts of standard paying customers, those whose payments are within the credit term, and new customers for which sufficient credit history has not been established.

▪ **Low Credit Quality**

For receivables, this covers accounts of slow paying customers and those whose payments are received upon demand at financial reporting date.

Trade Receivables

These represent amounts collectible from advertising agencies, advertisers or trade customers mainly arising from the sale of airtime business.

Nontrade Receivables

These represent claims, arising from sources other than the sale of airtime that are reasonably expected to be realized in cash.

The following table below shows the aging analysis of past due but not impaired receivables per class that the Company held as of December 31. A financial asset is past due when a counterparty has failed to make a payment when contractually due.

	2023					
	Neither Past Due nor Impaired	Past Due but not Impaired		Impaired	Allowance	Total
		Less than 30 Days	30 Days and Over			
Trade receivables	<b>₱1,571,077</b>	<b>₱274,405</b>	<b>₱768,125</b>	<b>₱90,251</b>	<b>(₱90,251)</b>	<b>₱2,613,607</b>
Nontrade and other receivables*	<b>275,904</b>	<b>96,867</b>	<b>258,956</b>	<b>436,508</b>	<b>(436,508)</b>	<b>631,727</b>
Due from related parties	<b>-</b>	<b>3,230,983</b>	<b>-</b>	<b>9,714,524</b>	<b>(9,714,524)</b>	<b>3,230,983</b>
	<b>₱1,846,981</b>	<b>₱3,602,255</b>	<b>₱1,027,081</b>	<b>₱10,241,283</b>	<b>(₱10,241)</b>	<b>₱6,476,317</b>

\*Excluding advances subject to liquidation



2022

	Neither	Past Due but		Impaired	Allowance	Total
	Past Due nor Impaired	Less than 30 Days	30 Days and Over			
Trade receivables	₱1,518,414	₱197,876	₱390,511	₱41,883	(₱41,883)	₱2,106,801
Nontrade and other receivables*	497,844	4,627	72,014	444,255	(444,255)	574,485
Due from related parties	-	5,083,430	-	9,714,524	(9,714,524)	5,083,430
	<b>₱2,016,258</b>	<b>₱5,285,933</b>	<b>₱462,525</b>	<b>₱10,200,662</b>	<b>(₱10,200,662)</b>	<b>₱7,764,716</b>

\*Excluding advances subject to liquidation

Set out below is the information about the credit risk exposure on the Company's trade, nontrade receivables and due from related parties using a provision matrix:

As of December 31, 2023:

*Trade receivables:*

	December 31, 2023					Total
	Days Past Due					
	Current	<30 Days	30-60 days	61-90 days	Over 90 days	
Expected credit loss	0.00%	0.00%	2.55%	2.29%	15.24%	20.08%
Estimated total gross carrying amount at default	<b>₱1,626,605</b>	<b>₱288,142</b>	<b>₱106,496</b>	<b>₱127,451</b>	<b>₱555,164</b>	<b>₱2,703,858</b>
Expected credit loss	-	-	2,717	2,920	84,615	90,252
	<b>₱1,626,605</b>	<b>₱288,142</b>	<b>₱103,779</b>	<b>₱124,531</b>	<b>₱470,549</b>	<b>₱2,613,606</b>

*Nontrade receivables and due from related parties\**

	Days Past Due					Total
	Days Past Due					
	Current	<30 Days	30-60 days	61-90 days	Over 90 days	
Expected credit loss	0.69%	1.56%	2.89%	5.21%	67.71%	78.06%
Estimated total gross carrying amount at default	<b>280,905</b>	<b>4,478</b>	<b>86,109</b>	<b>14,941</b>	<b>14,537,742</b>	<b>14,924,175</b>
Expected credit loss	2,001	72	2,561	802	10,145,594	10,151,030
	<b>₱278,904</b>	<b>₱4,406</b>	<b>₱83,548</b>	<b>₱14,139</b>	<b>₱4,392,148</b>	<b>₱4,773,145</b>

\*Excluding advances subject to liquidation

As of December 31, 2022:

*Trade receivables:*

	Days Past Due					Total
	Days Past Due					
	Current	<30 Days	30-60 days	61-90 days	Over 90 days	
Expected credit loss	0.25%	1.26%	3.18%	5.78%	7.78%	18.25%
Estimated total gross carrying amount at default	<b>₱1,483,082</b>	<b>₱197,876</b>	<b>₱33,980</b>	<b>₱56,839</b>	<b>₱376,907</b>	<b>₱2,148,684</b>
Expected credit loss	3,708	2,493	1,081	3,285	31,316	41,883
	<b>₱1,479,374</b>	<b>₱195,383</b>	<b>₱32,899</b>	<b>₱53,554</b>	<b>₱345,591</b>	<b>₱2,106,801</b>

*Nontrade receivables and due from related parties\**

	Days Past Due					Total
	Days Past Due					
	Current	<30 Days	30-60 days	61-90 days	Over 90 days	
Expected credit loss	0.69%	1.56%	2.88%	5.20%	26.89%	37.22%
Estimated total gross carrying amount at default	<b>₱290,282</b>	<b>₱4,627</b>	<b>₱88,983</b>	<b>₱15,440</b>	<b>₱15,416,480</b>	<b>₱15,815,812</b>
Expected credit loss	2,003	72	2,563	803	10,153,338	10,158,779
	<b>₱288,279</b>	<b>₱4,555</b>	<b>₱86,420</b>	<b>₱14,637</b>	<b>₱5,263,142</b>	<b>₱5,657,033</b>

\*Excluding advances subject to liquidation



Based on the cash flow projection, past due receivables are expected to be collected within 2023.

### Liquidity Risk

The Company seeks to manage its funds through cash planning on a weekly basis. This undertaking specifically considers the maturity of both the financial investments and financial assets and projected operational disbursements. As part of its liquidity risk management, the Company regularly evaluates its projected and actual cash flows. As a general rule, cash balance should not go below roughly two months of operational exigencies amidst occasional fluctuation of cash inflows.

It is the Company's objective to maintain a balance between continuity of funding and flexibility through the use of bank credit and investment facilities. As such, the Company continuously assesses conditions in the financial markets for opportunities to pursue fund raising activities such as the ₱6 billion bond issuance in 2014 and refinancing of loans from 2016 to 2019. Currently, the debt maturity profile of the Company ranges from 0.25 to 1 year. Also, the Company places funds in the money market only when there are surpluses from the Company's requirements. Placements are strictly made based on cash planning assumptions and as much as possible, covers only a short period of time.

As of December 31, 2021, the Company has obtained consent and approval from the existing lenders to waive the provisions of the loan agreement requiring the financial covenants up to December 31, 2023. Discussion on how the Company addressed this and the related liquidity risk are in Notes 3 and 16.

The tables below summarize the maturity profile of the Company's financial assets and liabilities based on contractual undiscounted payments:

2023						
	Within One Year	1 year but less than 2 years	2 years but less than 3 years	3 years to 4 years	More than Four Years	Total
Cash	₱114,368	₱-	₱-	₱-	₱-	₱114,368
Trade receivables	2,703,858	-	-	-	-	2,703,858
Nontrade receivables	1,986,635	-	-	-	-	1,986,635
Due from related parties	12,945,507	-	-	-	-	12,945,507
	<b>₱17,750,368</b>	-	-	-	-	<b>₱17,750,368</b>
Trade and other payables*	10,043,886	-	-	-	-	10,043,886
Interest-bearing loans and borrowings**	12,658,069	-	-	-	-	12,658,069
Lease liabilities**	13,246	7,702	4,490	16,042	-	41,480
Obligations for program rights	73,186	-	-	-	-	73,186
	<b>₱22,788,387</b>	<b>₱7,702</b>	<b>₱4,490</b>	<b>₱16,042</b>	<b>₱-</b>	<b>₱22,816,621</b>

\*Excluding customers' deposits, accrued taxes and other payables to government agencies

\*\*Including interest

2022						
	Within One Year	1 year but less than 2 years	2 years but less than 3 years	3 years to 4 years	More than Four Years	Total
Cash and cash equivalents	₱99,151	₱-	₱-	₱-	₱-	₱99,151
Trade receivables	2,148,684	-	-	-	-	2,148,684
Nontrade receivables	1,018,740	-	-	-	-	1,018,740
Due from related parties	14,797,954	-	-	-	-	14,797,954
	<b>₱18,064,529</b>	<b>₱-</b>	<b>₱-</b>	<b>₱-</b>	<b>₱-</b>	<b>₱18,064,529</b>

(Forward)



	2022					Total
	Within One Year	1 year but less than 2 years	2 years but less than 3 years	3 years to 4 years	More than Four Years	
Trade and other payables*	₱11,465,921	₱-	₱-	₱-	₱-	₱11,465,921
Interest-bearing loans and borrowings**	1,921,251	1,068,969	5,683,537	4,515,799	1,931,831	15,121,387
Lease liabilities**	11,244	10,254	7,523	7,754	3,289	40,064
Obligations for program rights	129,523	45,053	-	-	-	174,576
	<b>₱13,527,939</b>	<b>₱1,124,276</b>	<b>₱5,691,060</b>	<b>₱4,523,553</b>	<b>₱1,935,120</b>	<b>₱26,801,948</b>

\*Excluding customers' deposits, accrued taxes and other payables to government agencies

\*\*Including interest

### Capital Management

The Company's capital structure pertains to the mix of long-term sources of funds. When the Company expands, it needs capital, and that capital can come from debt or equity.

The primary objective of the Company's capital management is to ensure that it maintains healthy capital ratios and strong credit ratings while viably supporting its business to maximize shareholder value. No changes were made in capital management objectives, policies or processes in 2023 and 2022.

The Company's approach focuses on efficiently allocating internally generated cash for operational requirements and investments to grow the existing business.

The Company has obtained consent and approval from the existing lenders to waive the provision of the loan agreement requiring the financial covenants for all quarters in the years ended December 31, 2023 and 2022 (see Note 16).

<b>2023 Financial Ratios</b>	Required	1st Quarter	2nd Quarter	3rd Quarter	4th Quarter
Loan Agreement					
Debt to equity	Less than or equal to 2.50	<b>3.85</b>	<b>4.35</b>	<b>4.87</b>	<b>4.70</b>
Debt service coverage ratio	Greater than or equal to 1.20	<b>0.36</b>	<b>(0.08)</b>	<b>0.14</b>	<b>1.44</b>
<b>2022 Financial Ratios</b>	Required	1st Quarter	2nd Quarter	3rd Quarter	4th Quarter
Loan Agreement					
Debt to equity	Less than or equal to 2.50	3.60	3.60	3.62	3.16
Debt service coverage ratio	Greater than or equal to 1.10	2.54	4.43	3.19	2.27

### 30. **Financial Assets and Financial Liabilities**

The following tables set forth the carrying amounts and estimated fair values of Company's financial assets and liabilities recognized as of December 31, 2023 and 2022. There are no material unrecognized financial assets and liabilities as of December 31, 2023 and 2022.

	2023				
	Carrying Amount	Fair Value	Level 1	Level 2	Level 3
<b>Financial Asset</b>					
Deposits	<b>₱158,964</b>	<b>₱158,964</b>	<b>₱158,964</b>	<b>₱-</b>	<b>₱-</b>
Financial assets at FVOCI	<b>70,049</b>	<b>70,049</b>	<b>-</b>	<b>-</b>	<b>70,049</b>
	<b>₱229,013</b>	<b>₱229,013</b>	<b>₱158,964</b>	<b>₱-</b>	<b>₱70,049</b>

(Forward)



2023					
	Carrying Amount	Fair Value	Level 1	Level 2	Level 3
<b>Financial Liabilities</b>					
Other financial liabilities at amortized cost:					
Interest-bearing loans and borrowings	P12,658,069	P12,658,069	P-	P-	P12,658,069
Contract liabilities	1,862,334	1,862,334	-	-	1,862,334
Obligations for program rights	73,186	73,186	-	73,186	-
Lease liabilities	33,612	33,612			33,612
	<b>P14,627,201</b>	<b>P14,627,201</b>	<b>P-</b>	<b>P73,186</b>	<b>P14,554,015</b>
2022					
	Carrying Amount	Fair Value	Level 1	Level 2	Level 3
<b>Financial Asset</b>					
Deposits	P162,794	P162,794	P162,794	P-	P-
Financial assets at FVOCI	70,049	70,049	-	70,049	-
	232,843	232,843	162,794	70,049	-
<b>Financial Liabilities</b>					
Other financial liabilities at amortized cost:					
Interest-bearing loans and borrowings	13,131,499	13,155,750	-	-	13,155,750
Contract liabilities	2,929,001	2,929,001	-	-	2,929,001
Obligations for program rights	174,576	174,576	-	174,576	-
	<b>P16,235,076</b>	<b>P16,259,327</b>	<b>P-</b>	<b>P174,576</b>	<b>P16,084,751</b>

#### Fair Value of Financial Instruments

The following methods and assumptions were used to estimate the fair value of each class of financial instrument for which it is practicable to estimate such value:

*Cash and Cash Equivalents, Short-term Investments, Trade and Other Receivables and Trade and Other Payables.* Due to the short-term nature of transactions, the fair values of these instruments approximate the carrying amounts as of financial reporting date.

*Deposits.* These were presented at cost since the timing and amounts of future cash flows cannot be reasonably and reliably estimated. As of December 31, 2023 and 2022, deposits amounted to P159.0 million and P162.8 million, respectively.

*Financial assets at FVOCI.* The fair values of publicly-traded instruments were determined by reference to market bid quotes as at financial reporting date. The fair values of the non-listed equity investments have been estimated using a discounted cash flow model. The valuation requires management to make certain assumptions about the model inputs, including forecast cash flows, the discount rate, credit risk and volatility. The probabilities of the various estimates within the range can be reasonably assessed and are used in management's estimate of fair value for these non-listed equity investments.

Significant increases (decreases) in estimated price per square meter would result in a significantly higher (lower) fair value of the properties.



*Interest-bearing Loans and Borrowings.* Fair value was computed based on the following:

	Fair Value Assumptions
Term loans	Estimated fair value is based on the discounted value of future cash flows using the applicable risk-free rates for similar types of loans adjusted for credit risk. The interest rates used to discount the future cash flows have ranged from 3.7% to 7.1% in 2023 and 3.9% to 6.5% in 2022.

*Obligations for Program Rights.* Estimated fair value is based on the discounted value of future cash flows using the applicable risk-free rates for similar types of loans adjusted for credit risk.

There were no transfers between levels in the fair value hierarchy as of December 31, 2023 and 2022.

Offsetting of Financial Assets and Liabilities

There is no offsetting of financial assets and liabilities as of December 31, 2023 and 2022.

### 31. Notes to Parent Company Statements of Cash Flows

The following are noncash investing activities:

	Years Ended December 31	
	2023	2022
Additions to right-of-use assets	P23,449	P-
Additions to property and equipment	-	-

Changes in liabilities arising from financing activities:

	January 1, 2023	Cash flows	Noncash changes	December 31, 2023
Interest-bearing loans and borrowings	P13,131,499	(P473,430)	P-	P12,658,069
Accrued interest (see Note 14)	136,034	(758,927)	733,518	110,625
Dividends payable (see Note 14)	43,481	-	-	43,481
Lease liabilities	25,806	(12,943)	20,749	33,612
Total liabilities from financing activities	P13,336,820	(P1,245,300)	(P754,267)	P12,845,787

	January 1, 2022	Cash flows	Noncash changes	December 31, 2022
Interest-bearing loans and borrowings	P15,628,343	(P2,512,779)	P15,935	P13,131,499
Accrued interest (see Note 14)	161,077	(852,146)	827,103	136,034
Dividends payable (see Note 14)	43,481	-	-	43,481
Lease liabilities	37,306	(13,463)	1,963	25,806
Total liabilities from financing activities	P15,870,207	(P3,378,388)	P845,001	P13,336,820

Noncash changes include effect of accrual of dividends and interests and amortization of debt issue costs.



---

### 32. **Contingent Liabilities and Other Matters**

The Company is also subject to periodic examinations by tax authorities and has other legal cases in the ordinary course of business, which are pending in courts or under protest. In consultation with its legal counsel, management believes that the outcome of these examinations and cases are not material to affect the Company's financial position and financial performance.

Disclosure of additional details beyond the present disclosures may seriously prejudice the Company's position. Thus, as allowed by PAS 37, *Provisions, Contingent Liabilities and Contingent Assets*, only general descriptions were provided.

---

### 33. **Operating Segment Information**

The Company's identified reportable segments are consistent with the segment information presented in the Company's consolidated financial statements. The following segment information is consistent with the segments reported to the Executive Committee, which is the Company's Chief Operating Decision Maker (CODM). The Executive Committee monitors operating results of its business segments separately for the purpose of making decisions about resource allocation and performance assessment. Segment performance is evaluated based on operating profit or loss and is measured consistently with operating profit and loss presented in the consolidated financial statements.

The segment information provided in the succeeding section are based on consolidated balances; adjustments are presented to reconcile the information with the balances reported in the Company's financial statements.

#### Business Segments

For management purposes, the Company is organized into two business activities – Content Production and Distribution and Cable and Broadband. This segmentation is the basis upon which the Company reports its primary segment information.

- Content production and distribution comprise entertainment, news and current affairs, global operations, film and music production, cable channels, publishing, content distribution through digital platforms, and live events and concerts. This consists of local and global content creation and distribution through television and radio broadcasting.
- Cable and Broadband includes cable television and broadband services in Metro Manila and in certain provincial areas in the Philippines.

#### Geographical Segments

The Company operates in three major geographical areas namely, the Philippines, United States and Other Countries. In the Philippines, its home country, the Company is involved in content production and distribution and pay TV. In the United States and in other locations (which include Middle East, Europe, Australia, Canada and Japan), the Company operates its cable and satellite operations to bring its produced content outside the Philippines.

The Company does not have revenue from transactions with a single external customer amounting to 10% or more of the Company's revenues.

#### Inter-segment Transactions

Segment revenue, segment expenses and operating results include transfers among business segments and among geographical segments. The transfers are accounted for at competitive market prices





charged to unrelated customers for similar services. Such transfers are eliminated upon consolidation.

The Executive Committee, the Company's chief operating decision maker, monitors operating results of its business segments separately for the purpose of making decisions about resource allocation and performance assessment. Segment performance is evaluated based on operating profit or loss and is measured consistently with operating profit and loss in the consolidated financial statements.

On a consolidated basis, the Company's performance is evaluated based on consolidated net income for the year, earnings before interest, taxes and depreciation and amortization (EBITDA) and EBITDA margin. EBITDA margin pertains to EBITDA divided by gross revenues.

EBITDA and EBITDA margin are non-PFRSs measures.

The following table shows the reconciliation of the consolidated EBITDA to consolidated net income:

	<b>Years Ended December 31</b>	
	<b>2023</b>	<b>2022</b>
Consolidated EBITDA	<b>₱1,348,093</b>	₱2,875,540
Depreciation and amortization	<b>(2,790,695)</b>	(3,121,495)
Amortization of intangible assets**	<b>(936,652)</b>	(891,602)
Impairment loss	<b>(9,124,918)</b>	(49,827)
Finance costs*	<b>(1,100,720)</b>	(1,122,382)
Interest income	<b>12,721</b>	12,740
Provision for income tax	<b>(242,509)</b>	(338,922)
<b>Consolidated net income</b>	<b>(₱12,834,680)</b>	<b>(₱2,635,948)</b>

\*Excluding bank service charges

\*\*Excluding amortization of movie in-process and filmed entertainment and story, video and publication and record master



### Business Segment Data

The following tables present revenue and income information and certain asset and liability information regarding business segments for the years ended December 31:

	Content Production and Distribution		Cable and Broadband		Reconciliations/Adjustments		Parent Company Balances	
	2023	2022	2023	2022	2023	2022	2023	2022
<b>Revenue</b>								
External sales	<b>₱12,110,582</b>	₱ 11,022,026	<b>₱7,201,122</b>	₱8,097,124	<b>(₱10,236,944)</b>	(₱10,938,816)	<b>₱9,074,760</b>	₱8,180,334
Inter-segment sales	<b>2,042,064</b>	2,308,509	–	–	<b>(2,042,064)</b>	(2,308,509)	–	–
Revenue deductions	<b>(795,590)</b>	(601,691)	–	–	<b>227,327</b>	178,267	<b>(568,263)</b>	(423,424)
<b>Total revenue</b>	<b>₱13,357,056</b>	₱12,728,844	<b>₱7,201,122</b>	₱8,097,124	<b>(₱12,051,681)</b>	(₱13,069,058)	<b>₱8,506,497</b>	₱7,756,910
<b>Results</b>								
Operating results	<b>(₱4,016,978)</b>	(₱4,274,471)	<b>(₱7,065,261)</b>	(₱498,387)	<b>₱8,449,456</b>	₱483,485	<b>(₱2,632,783)</b>	(₱4,289,373)
Finance costs	<b>(839,595)</b>	(921,946)	<b>(352,972)</b>	(284,099)	<b>429,544</b>	358,845	<b>(763,023)</b>	(847,200)
Foreign exchange losses – net	<b>(43,624)</b>	(371,944)	<b>(13,642)</b>	(114,735)	<b>106,739</b>	(609,263)	<b>49,473</b>	(1,095,942)
Interest income	<b>65,381</b>	50,410	<b>3,247</b>	7,004	<b>(10,676)</b>	(9,600)	<b>57,952</b>	47,814
Impairment losses	–	–	–	–	<b>(2,129,161)</b>	(106,069)	<b>(2,129,161)</b>	(106,069)
Other income – net	<b>2,328,664</b>	3,720,474	<b>317,949</b>	435,137	<b>1,118,059</b>	(364,685)	<b>3,764,672</b>	3,790,926
Income tax	<b>(270,819)</b>	(403,365)	<b>28,310</b>	64,443	<b>190,370</b>	306,978	<b>(52,139)</b>	(31,944)
<b>Net income</b>	<b>(₱2,776,971)</b>	(₱2,200,842)	<b>(₱7,082,369)</b>	(₱390,637)	<b>₱8,154,331</b>	₱59,691	<b>(₱1,705,009)</b>	(₱2,531,788)
<b>Assets and Liabilities</b>								
Operating assets	<b>₱40,025,836</b>	₱28,018,488	<b>₱17,183,149</b>	₱23,773,522	<b>(₱27,898,902)</b>	(₱33,113,703)	<b>₱29,310,083</b>	₱18,678,307
NCA held for sale	<b>513,621</b>	409,442	–	–	<b>(249,226)</b>	(223,610)	<b>264,395</b>	185,832
Investments in associates and joint ventures	<b>10,272,586</b>	16,954,997	–	–	<b>2,309,410</b>	(2,934,601)	<b>12,581,996</b>	14,020,396
Deferred tax assets	<b>72,309</b>	237,369	<b>1,291,508</b>	1,293,096	<b>(1,342,449)</b>	(1,530,465)	<b>21,368</b>	–
<b>Total assets</b>	<b>₱50,884,352</b>	₱45,620,296	<b>₱18,474,657</b>	₱25,066,618	<b>(₱27,181,167)</b>	(₱37,802,379)	<b>₱42,177,842</b>	₱ 32,884,535
Operating liabilities	<b>₱14,817,449</b>	₱14,308,115	<b>₱7,555,671</b>	₱7,058,608	<b>(₱6,556,323)</b>	(₱5,634,356)	<b>₱15,816,797</b>	₱ 15,732,367
Contract liabilities	<b>2,469,345</b>	1,384,982	<b>314,075</b>	370,029	<b>(921,086)</b>	1,173,990	<b>1,862,334</b>	2,929,001
Interest-bearing loans and borrowings	<b>12,658,070</b>	13,131,500	<b>4,801,721</b>	4,866,817	<b>(4,801,722)</b>	(4,866,818)	<b>12,658,069</b>	13,131,499
Deferred tax liability	<b>3,866,502</b>	481,758	–	–	<b>(528,839)</b>	(267,610)	<b>3,337,663</b>	214,148
Lease liabilities	<b>549,128</b>	571,544	<b>444,125</b>	601,911	<b>(959,641)</b>	(1,147,649)	<b>33,612</b>	25,806
<b>Total liabilities</b>	<b>₱34,360,494</b>	₱29,877,899	<b>₱13,115,592</b>	₱12,897,365	<b>(₱13,767,611)</b>	(₱10,742,443)	<b>₱33,708,475</b>	₱ 32,032,821
<b>Other Segment Information</b>								
Capital expenditures:								
Property and equipment	<b>₱59,671</b>	₱238,866	<b>₱1,441,031</b>	₱2,411,367	<b>(₱1,388,474)</b>	(₱2,572,649)	<b>₱112,228</b>	₱ 77,584
Intangible assets	<b>650,807</b>	85,125	<b>72,636</b>	149,118	<b>(618,105)</b>	(187,452)	<b>105,338</b>	46,791
Depreciation and amortization	<b>2,290,410</b>	2,615,070	<b>2,033,299</b>	2,107,020	<b>(3,232,714)</b>	(3,826,479)	<b>1,090,995</b>	895,611
Noncash expenses other than depreciation and amortization	<b>84,994</b>	199,956	<b>430,940</b>	344,302	<b>(491,682)</b>	(544,258)	<b>24,252</b>	–



Geographical Segment Data

The following tables present revenue and expenditure and certain asset information regarding geographical segments for the years ended December 31:

	Philippines		United States		Others		Reconciliations/Adjustments		Parent Company Balances	
	2023	2022	2023	2022	2023	2022	2023	2022	2023	2022
<b>Revenue</b>										
External sales	<b>P 15,539,629</b>	P 14,979,049	<b>P2,805,564</b>	P 3,043,631	<b>P966,511</b>	P1,096,470	<b>(P10,236,945)</b>	(P10,938,816)	<b>P 9,074,759</b>	P8,180,334
Inter-segment sales	<b>2,042,064</b>	2,308,509	-	-	-	-	<b>(2,042,064)</b>	(2,308,509)	-	-
Revenue deductions	<b>(795,590)</b>	(601,691)	-	-	-	-	<b>227,327</b>	178,267	<b>(568,263)</b>	(423,424)
<b>Total revenue</b>	<b>P 16,786,103</b>	P 16,685,867	<b>P2,805,564</b>	P 3,043,631	<b>P 966,511</b>	P 1,096,470	<b>(P12,051,682)</b>	(P13,069,058)	<b>P8,506,496</b>	P7,756,910
<b>Assets</b>										
Operating assets	<b>P 50,655,596</b>	P 40,860,912	<b>P2,175,601</b>	P 2,281,998	<b>P 4,358,372</b>	P 8,621,432	<b>(P27,879,486)</b>	(P33,086,035)	<b>P29,310,083</b>	P 18,678,307
Non-current assets held for sale	<b>513,621</b>	409,442	-	-	-	-	<b>(249,226)</b>	(223,610)	<b>264,395</b>	185,832
Contract assets	<b>19,416</b>	27,669	-	-	-	-	<b>(19,416)</b>	(27,669)	-	-
Investments in associates and joint ventures	<b>10,272,586</b>	16,954,997	-	-	-	-	<b>2,309,410</b>	(2,934,601)	<b>12,581,996</b>	14,020,396
Deferred tax assets – net	<b>1,288,110</b>	1,454,778	<b>71,377</b>	54,756	<b>4,331</b>	20,930	<b>(1,342,450)</b>	(1,530,464)	<b>21,368</b>	-
<b>Total assets</b>	<b>P 62,749,329</b>	P 59,707,798	<b>P2,246,978</b>	P 2,336,754	<b>P 4,362,703</b>	P 8,642,362	<b>(P27,181,168)</b>	(P37,802,379)	<b>P42,177,842</b>	P 32,884,535
<b>Liabilities</b>										
Operating liabilities	<b>P 19,089,529</b>	P 17,896,655	<b>P 741,377</b>	P 898,808	<b>P 2,542,214</b>	P 2,571,260	<b>(P6,556,323)</b>	(P5,634,356)	<b>P15,816,797</b>	P15,732,367
Contract liabilities	<b>2,783,420</b>	1,755,011	-	-	-	-	<b>(921,086)</b>	1,173,990	<b>1,862,334</b>	2,929,001
Interest-bearing loans and borrowings	<b>17,459,791</b>	17,998,317	-	-	-	-	<b>(4,801,722)</b>	(4,866,818)	<b>12,658,069</b>	13,131,499
Deferred tax liability	<b>3,866,502</b>	481,758	-	-	-	-	<b>(507,258)</b>	(267,610)	<b>3,337,663</b>	214,148
Lease liabilities	<b>993,253</b>	1,173,455	-	-	-	2,056	<b>(959,641)</b>	(1,147,649)	<b>33,612</b>	25,806
<b>Total liabilities</b>	<b>P 44,192,495</b>	P 39,305,196	<b>P 741,377</b>	P 898,808	<b>P 2,542,214</b>	P 2,573,316	<b>(P13,746,030)</b>	(P10,742,443)	<b>P33,708,475</b>	P32,032,821
<b>Other Segment Information</b>										
Capital expenditures:										
Property and equipment	<b>P1,570,660</b>	P2,644,090	<b>P72</b>	P 4,951	<b>P1,592</b>	P1,192	<b>(P1,460,096)</b>	(P2,572,649)	<b>P 112,228</b>	P77,584
Intangible assets	<b>723,443</b>	234,243	-	-	-	-	<b>(618,105)</b>	(187,452)	<b>105,338</b>	46,791



### 34. Events after Reporting Period

In February 2024, the Company completed the sale of certain land and building located in Quezon City for ₱485 million. These assets are classified as Noncurrent Assets Held for Sale as of December 31, 2023 (see Note 27).

The Company has inked a deal with GMA Network to extend its simulcast for “It’s Showtime”, the Company’s noontime show, to the latter’s main channel beginning on April 6, 2024.

### 35. Supplementary Information Required Under Revenue Regulations (RR) No. 15-2010

Below is the additional information required by RR No. 15-2010. This information is presented for purposes of filing with the Bureau of Internal Revenue (BIR) and is not a required part of the basic financial statements. All values are rounded to the nearest peso.

#### VAT

The Company’s sales are subject to output VAT while its importations and purchases from other VAT-registered individuals or corporations are subject to input VAT. The VAT rate is 12.0%.

- a. Net sales/receipts and output VAT declared in the Company’s VAT returns in 2023

	Net Sales/Receipts	Output VAT
<b>Taxable sales:</b>		
Airtime revenue	₱5,361,758,174	₱643,410,981
Other revenue	2,475,945,903	297,113,508
	<u>7,837,704,077</u>	<u>940,524,489</u>
<b>Zero-rated sales:</b>		
Airtime revenue	224,738,857	
Other revenue	974,461,344	
	<u>1,199,200,201</u>	
	<u>₱9,036,904,278</u>	<u>₱940,524,489</u>

The Company’s airtime revenue and other revenue are based on actual collections received, hence, may not be the same as the amount reported in the company’s statement of income.

The Company has zero-rated sales pursuant to Section 108 (B) of the National Internal Revenue Code.

The net VAT paid in cash in 2023 amounted to ₱325 million.

- b. Input VAT in 2023

Balance at January 1	₱9,486,663
Current year’s domestic purchases/payments or importations for:	
Capital goods subject to amortization	
Services lodged under cost of goods sold	340,576,401
Services lodged under other accounts	269,148,246
Input VAT closed to/applied against Output VAT and other adjustments	(615,882,237)
<u>Balance at December 31</u>	<u>₱3,329,073</u>



Taxes and licenses

Taxes and licenses, local and national, include real estate taxes, licenses and permit fees in 2023.

Included in production costs and general and administrative expenses:	
Local business and franchise taxes	₱102,090,659
Licenses, registration fees and others	7,337,170
Fringe benefit taxes	39,492,723
Real estate taxes	33,521,270
Capital gains taxes	-
	<hr/>
	₱182,441,822
	<hr/> <hr/>

Withholding taxes

Withholding taxes on compensation and benefits	₱507,775,727
Expanded withholding taxes	294,040,453
Final withholding taxes	25,513,296
	<hr/>
	₱827,329,476
	<hr/> <hr/>

Tax Assessments

The Company has an ongoing tax assessment. The Company filed a protest against the tax assessment and submitted to the BIR reconciliation statements and supporting documents.

Tax Cases

The Company has no outstanding tax cases in any other court or bodies outside of the BIR as of December 31, 2023.

